

SAN FRANCISCO BAY AREA RAPID TRANSIT DISTRICT



BART TO LIVERMORE EXTENSION ALTERNATIVE 3: EXPRESS BUS/BRT

CONTRACT DRAWINGS

FUNDING AGENCIES / PARTNERS:

CITY OF LIVERMORE
CITY OF DUBLIN
CITY OF PLEASANTON
ALAMEDA COUNTY
CALTRANS
LAVTA
MTC
ACTC
SAN JOAQUIN RTD
ALTAMONT CORRIDOR EXPRESS

10% PRELIMINARY ENGINEERING

CONTRACT NO. 08CT008

DATE: 31 JULY 2017

BART TO LIVERMORE EXTENSION ALTERNATIVE 3 – EXPRESS BUS/BRT

Jul 14, 2017 - 9:58am \\global-arup.com\americas\jobs\S-F\230000\237865-00\4 Internal Project Data\4-03 Drawings\Drawings\Sheets\Express Bus -Brt Station5G-0000.dwg
 kyle.mcmillen

| | | | | | | | | | | | | | | | | | | |
|--|----------|----|-----|------|---|------|----|-----|------|--|------|----|-----|------|--------------------------------------|------|------------------------|--|
| DESIGNED: J. MONG DRAWN: K. MCMILLEN CHECKED: D. HUNT APPROVED: D. HUNT DATE: 06/24/2016 | | | | | SAN FRANCISCO BAY AREA RAPID TRANSIT DISTRICT | | | | | BART TO LIVERMORE EXTENSION ALTERNATIVE 3 - EXPRESS BUS/BRT | | | | | CADD FILENAME 5G-0000.DWG | | | |
| | | | | | Arup North America Ltd. <small>560 Mission Street, 7th Floor San Francisco, CA 94105, USA Tel (415) 957-9445 Fax (415) 957-9999 www.arup.com</small> | | | | | Anil Verma Associates, Inc. <small>1570 Broadway, Suite 908 Oakland, CA 94612 Phone: (510) 834-4118 Fax: (510) 834-4121</small> | | | | | SIZE: SCALE D AS NOTED | | | |
| 10% PRELIMINARY ENGINEERING | | | | | | | | | | TITLE SHEET | | | | | CONTRACT NO. 8CT008 | | REV. 0 | |
| | | | | | | | | | | | | | | | CONTRACT SHEET NO. 5G-0000 | | PAGE NO. 001 | |
| 0 | 20160531 | | | | 0 | | | | | 0 | | | | | 0 | | | |
| REV. | DATE | BY | SUB | APP. | REV. | DATE | BY | SUB | APP. | REV. | DATE | BY | SUB | APP. | REV. | DATE | BY | |

INDEX OF DRAWINGS

PAGE CONTRACT REV
NO. SHEET NO. NO. TITLE

PAGE CONTRACT REV
NO. SHEET NO. NO. TITLE

PAGE CONTRACT REV
NO. SHEET NO. NO. TITLE

GENERAL

001 5G-0000 0 TITLE SHEET
002 5G-0001 0 SHEET INDEX
003 5G-0002 0 KEY PLAN

ROADWAY

004 5EB-101 0 EXPRESS BUS/BRT PLAN
005 5EB-102 0 EXPRESS BUS/BRT PLAN
006 5EB-103 0 EXPRESS BUS/BRT PROFILE
007 5EB-201 0 EXPRESS BUS/BRT SECTIONS
008 5EB-202 0 EXPRESS BUS/BRT SECTIONS

STRUCTURES

009 5G-0003 0 KEY PLAN
010 5ST-101 0 IRON HORSE REGIONAL TRAIL UNDERPASS
011 5ST-102 0 IRON HORSE REGIONAL TRAIL UNDERPASS-ABUTMENT CUT-IN
012 5ST-103 0 IRON HORSE REGIONAL TRAIL UNDERPASS-ABUTMENT CUT-IN

STATION

013 2G001 0 LOCATION MAP
014 2A100 0 OVERALL PLAN
015 2A101 0 SITE PLAN
016 2A102 0 PLATFORM LEVEL PLAN
017 2A103 0 CONCOURSE LEVEL PLAN
018 2A104 0 TRANSVERSE SECTION AND ABUTMENT ELEVATION
019 2A105 0 ELEVATIONS
020 2A101A 0 LAUGHLIN PARKING LAYOUT
021 2A101B 0 REVISED SOUTH PARKING LAYOUT-OPTION 1
022 2A101C 0 REVISED SOUTH PARKING LAYOUT-OPTION 2



REFERENCE

A EXISTING UTILITY MAP

Jul 28, 2017 - 11:29am \\global-arup.com\americas\jobs\SF\230000\237865-00\4 Internal Project Data\4-03 Drawings\Drawings\Sheets\Express Bus - Brt Station\Roadway\5G-0001.dwg
 eronsu@housen

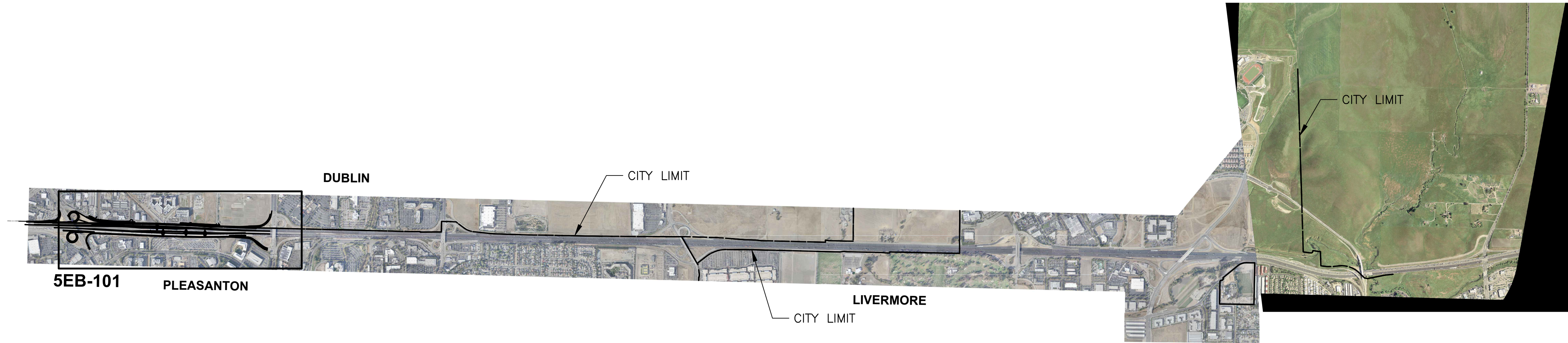
| REV. | DATE | BY | SUB | APP. | DESCRIPTION | REV. | DATE | BY | SUB | APP. | DESCRIPTION |
|------|----------|----|-----|------|-----------------------------|------|------|----|-----|------|-------------|
| 0 | 20160531 | | | | 10% PRELIMINARY ENGINEERING | | | | | | |

| |
|------------------------|
| DESIGNED: G. WALKER |
| DRAWN: K. MCMILLEN |
| CHECKED: D. HUNT |
| APPROVED: D. HUNT |
| DATE: 05/31/2016 |

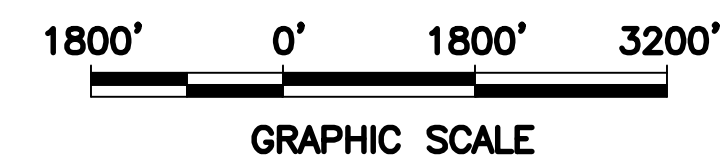
| | |
|---|---|
| SAN FRANCISCO BAY AREA RAPID TRANSIT DISTRICT | |
|  Arup North America Ltd. 550 Mission Street, 7th Floor San Francisco, CA 94105 USA Tel (415) 957-8600 Fax (415) 957-8600 www.arup.com |  Anil Verma Associates, Inc. 1970 Broadway, Suite 1600 Oakland, CA 94612 Phone: (510) 834-4118 Fax: (510) 834-4121 |
| SUBMITTED _____ | APPROVED _____ |

| | |
|--|--|
| BART TO LIVERMORE EXTENSION ALTERNATIVE 3 - EXPRESS BUS/BRT | |
| SHEET INDEX | |

| | |
|--------------------------------------|------------------------|
| CADD FILENAME 5G-0001.DWG | |
| SIZE: SCALE D AS NOTED | REV. 0 |
| CONTRACT NO. 8CT008 | PAGE NO. 002 |
| CONTRACT SHEET NO. 5G-0001 | |



PLAN




Jul 14, 2017 - 10:02am \\global.arup.com\americas\jobs\SF\230000\237865-00\4 Internal Project Data\4-03 Drawings\Drawings\Express Bus -Brt Station5G-0002.dwg
 kyle.mcmillen


| REV. | DATE | BY | SUB | APP. | DESCRIPTION |
|------|----------|----|-----|------|-----------------------------|
| 0 | 20160531 | | | | 10% PRELIMINARY ENGINEERING |

DESIGNED:
J. MONG
 DRAWN:
K. MCMILLEN
 CHECKED:
S. BROWN
 APPROVED:
D. HUNT
 DATE:
06/24/2016

SAN FRANCISCO BAY AREA RAPID TRANSIT DISTRICT



Arup North America Ltd.
560 Mission Street, 7th Floor
San Francisco, CA 94105, USA
Tel (415) 957 9445
Fax (415) 957 9999
www.arup.com



Anil Verma Associates, Inc.
1570 Broadway, Suite 608
Oakland, CA 94612
Phone: (510) 834-4118 Fax: (510) 834-4121

SUBMITTED _____ APPROVED _____

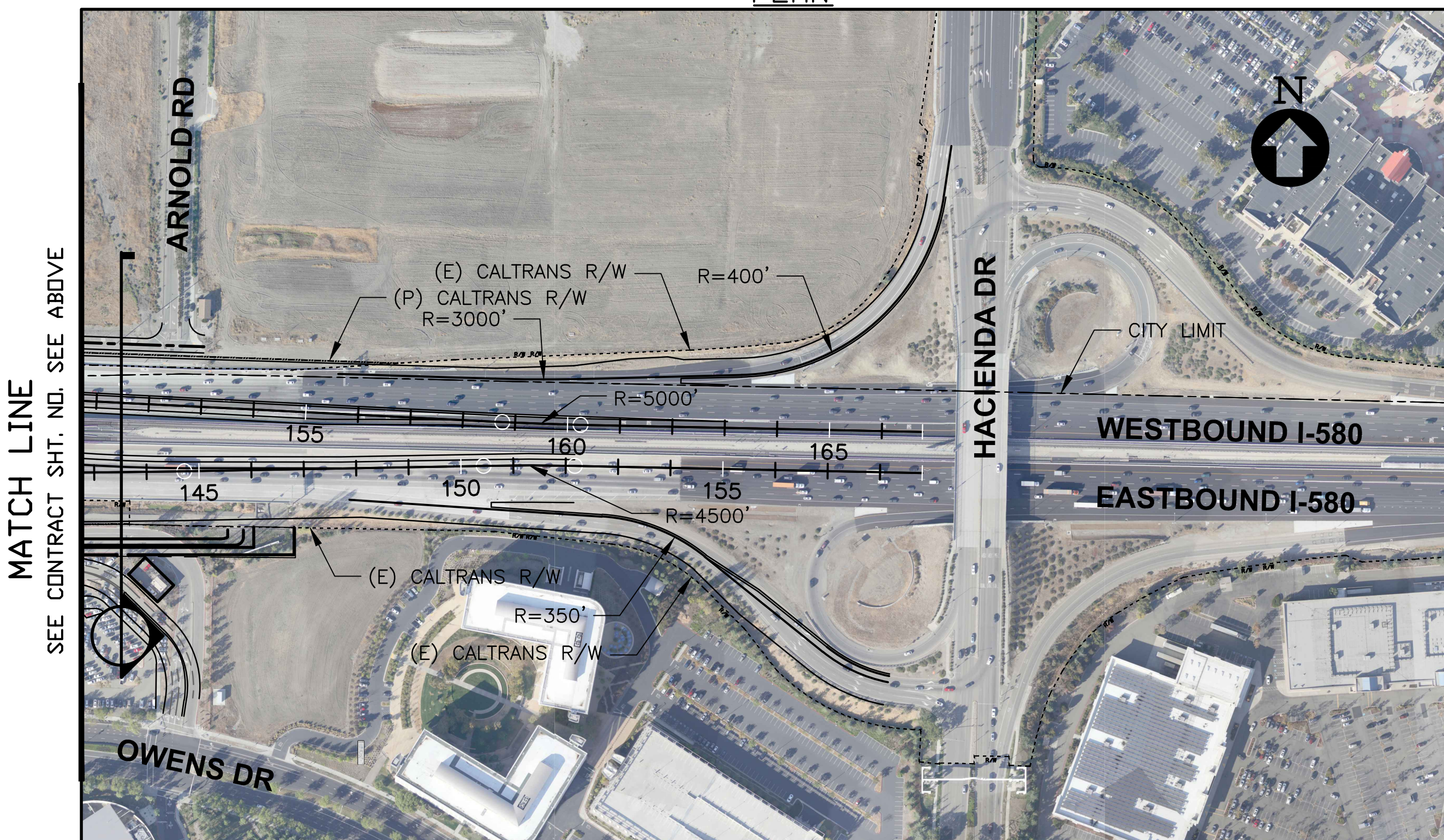
**BART TO LIVERMORE EXTENSION
ALTERNATIVE 3 - EXPRESS BUS/BRT
ROADWAYS**

KEY PLAN

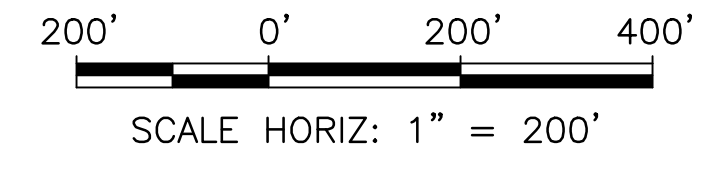
| | |
|--------------------------------------|------------------------|
| CADD FILENAME 5G-0002.DWG | |
| SIZE: SCALE D AS NOTED | |
| CONTRACT NO. 8CT008 | REV. 0 |
| CONTRACT SHEET NO. 5G-0002 | PAGE NO. 003 |



PLAN



PLAN




MATCH LINE
SEE CONTRACT SHT. NO. SEE BELOW

Jul 14, 2017 - 10:04am \\global\arup.com\americas\johs\S-F\230000\237865-00\4 Internal Project Data\4-03 Drawings\Drawings\Express Bus -Brt Station\EB-101.dwg
kyle.mcmillen


| REV. | DATE | BY | SUB | APP. | DESCRIPTION | REV. | DATE | BY | SUB | APP. | DESCRIPTION |
|------|----------|----|-----|------|-----------------------------|------|------|----|-----|------|-------------|
| 0 | 20160531 | | | | 10% PRELIMINARY ENGINEERING | | | | | | |

DESIGNED:
J. MONG
DRAWN:
K. MCMILLEN
CHECKED:
S. BROWN
APPROVED:
D. HUNT
DATE:
06/24/2016

SAN FRANCISCO BAY AREA RAPID TRANSIT DISTRICT



Arup North America Ltd.
560 Mission Street, 7th Floor
San Francisco, CA 94105 USA
Tel (415) 957-9445
Fax (415) 957-9999
www.arup.com



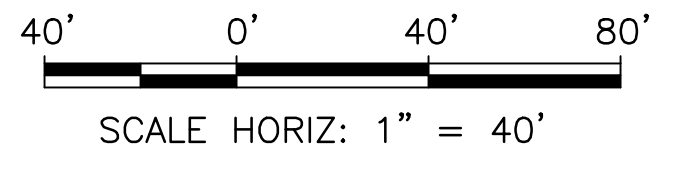
Anil Verma Associates, Inc.
1970 Broadway, Suite 508
Oakland, CA 94612
Phone: (510) 834-4118 Fax: (510) 834-4121

SUBMITTED _____ APPROVED _____

**BART TO LIVERMORE EXTENSION
ALTERNATIVE 3 - EXPRESS BUS/BRT
ROADWAYS**

EXPRESS BUS/BRT PLAN

| | |
|--------------------------------------|------------------------|
| CADD FILENAME 5EB-101.DWG | |
| SIZE: SCALE D AS NOTED | |
| CONTRACT NO. 8CT008 | REV. 0 |
| CONTRACT SHEET NO. 5EB-101 | PAGE NO. 004 |




Jul 14, 2017 - 10:05am \\global\arup.com\americas\ubus\SF\30000\237865-00\4 Internal Project Data\4-03 Drawings\Drawings\Sheets\Express Bus -Brt Station\EB-102.dwg
 kyle.mcmillen


| REV. | DATE | BY | SUB | APP. | DESCRIPTION |
|------|----------|----|-----|------|-----------------------------|
| 0 | 20160531 | | | | 10% PRELIMINARY ENGINEERING |

DESIGNED:
 J. MONG
 DRAWN:
 K. MCMILLEN
 CHECKED:
 S. BROWN
 APPROVED:
 D. HUNT
 DATE:
 06/24/2016

SAN FRANCISCO BAY AREA RAPID TRANSIT DISTRICT



Arup North America Ltd.
 560 Mission Street, 7th Floor
 San Francisco, CA 94105 USA
 Tel (415) 957 9445
 Fax (415) 957 9099
 www.arup.com



Anil Verma Associates, Inc.
 1970 Broadway, Suite 508
 Oakland, CA 94612
 Phone: (510) 834-4118 Fax: (510) 834-4121

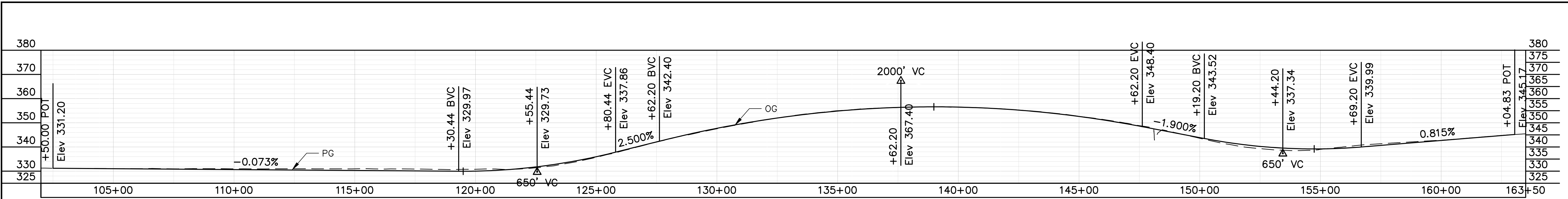
SUBMITTED _____ APPROVED _____

**BART TO LIVERMORE EXTENSION
 ALTERNATIVE 3 - EXPRESS BUS/BRT
 ROADWAYS**

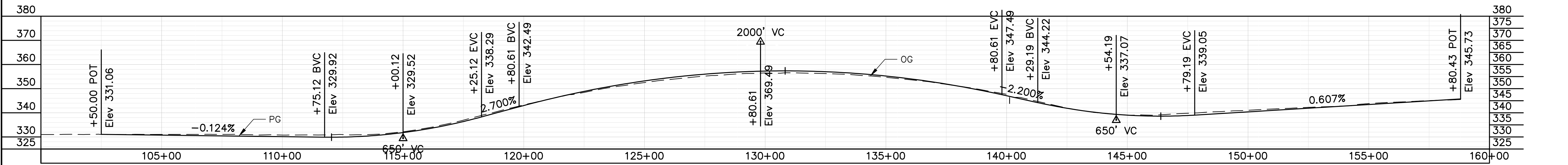
EXPRESS BUS/BRT PLAN

| | |
|--------------------------------------|------------------------|
| CADD FILENAME 5EB-102.DWG | |
| SIZE: SCALE D AS NOTED | |
| CONTRACT NO. 8CT008 | REV. 0 |
| CONTRACT SHEET NO. 5EB-102 | PAGE NO. 005 |

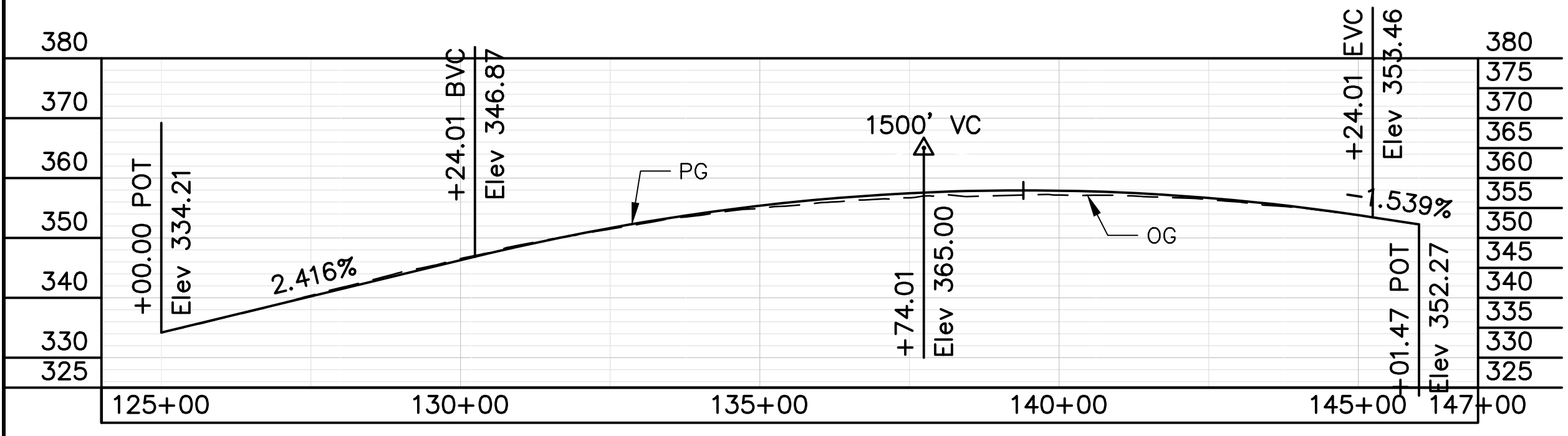
Jul 14, 2017 10:06am \\global\arup.com\americas\jobs\SF-F\230000\237865-00\4 Internal Project Data\03 Drawings\Drawings\Sheets\Express Bus -Brt Station\5EB-103.dwg
 kyle.mcmillen



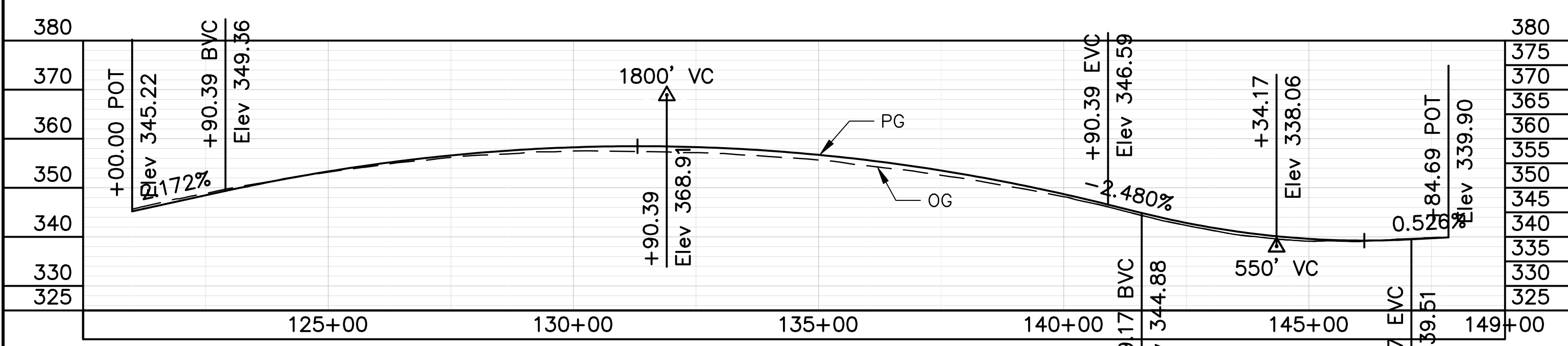
"I-580-WBT" LINE



"I-580-EBT" LINE

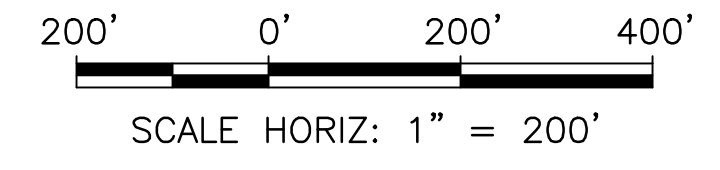


"BRT-WB" LINE



"BRT-EB" LINE

PROFILE



| REV. | DATE | BY | SUB | APP. | DESCRIPTION | REV. | DATE | BY | SUB | APP. | DESCRIPTION |
|------|----------|----|-----|------|-----------------------------|------|------|----|-----|------|-------------|
| 0 | 20160531 | | | | 10% PRELIMINARY ENGINEERING | | | | | | |

DESIGNED:
 J. MONG
 DRAWN:
 K. MCMILLEN
 CHECKED:
 S. BROWN
 APPROVED:
 D. HUNT
 DATE:
 06/24/2016

SAN FRANCISCO BAY AREA RAPID TRANSIT DISTRICT

Arup North America Ltd.
660 Mission Street, 7th Floor
San Francisco, CA 94105, USA
Tel (415) 957-9445
Fax (415) 957-9399
www.arup.com

Anil Verma Associates, Inc.
1970 Broadway, Suite 608
Oakland, CA 94612
Phone: (510) 834-4118 Fax: (510) 834-4121

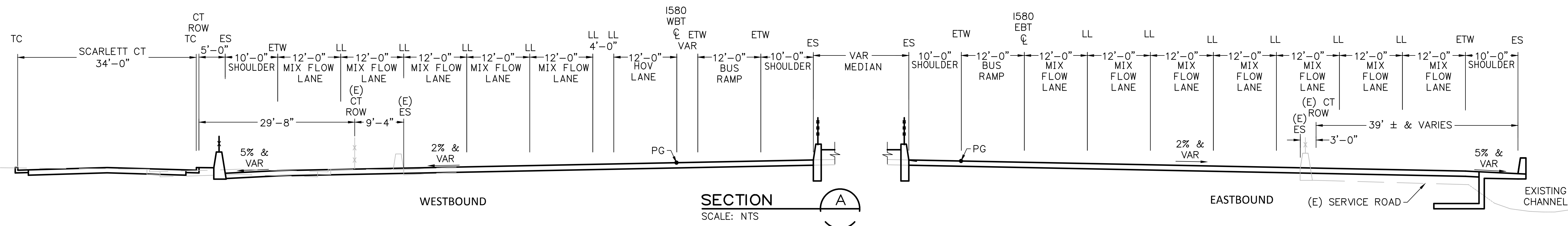
SUBMITTED _____ APPROVED _____

**BART TO LIVERMORE EXTENSION
ALTERNATIVE 3 - EXPRESS BUS/BRT
ROADWAYS**

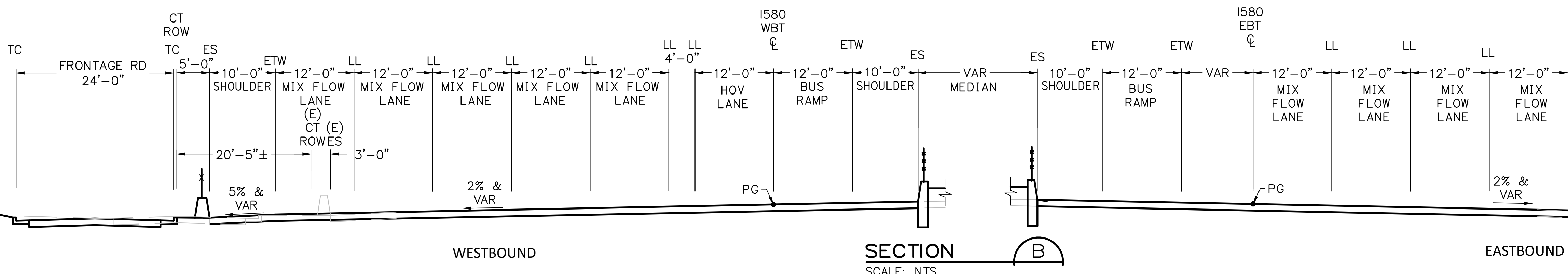
EXPRESS BUS/BRT PROFILE

| | |
|--------------------------------------|------------------------|
| CADD FILENAME 5EB-103.DWG | |
| SIZE: SCALE D AS NOTED | REV. 0 |
| CONTRACT NO. 8CT008 | PAGE NO. 006 |
| CONTRACT SHEET NO. 5EB-103 | |

Jul 14, 2017 - 10:06am \\global\arup.com\americas\jobs\SF\230000\237865-00\4 Internal Project Data\4-03 Drawings\Drawings\Express Bus -Brt Station\EB-201.dwg
 kyle.mcmillen

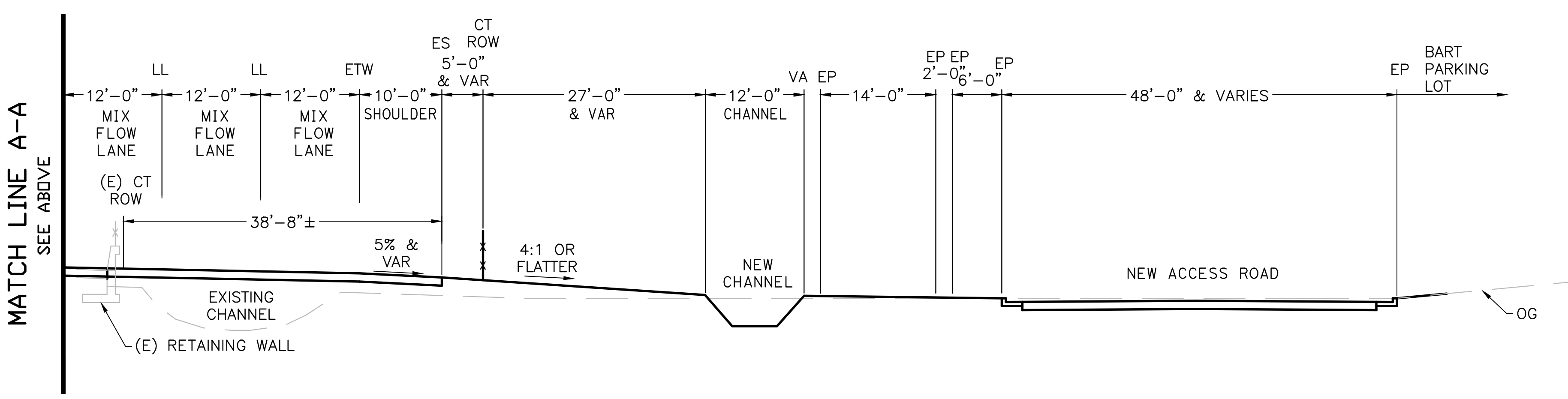


SECTION A
SCALE: NTS



SECTION B
SCALE: NTS

MATCH LINE A-A
SEE BELOW



| REV. | DATE | BY | SUB | APP. | DESCRIPTION |
|------|----------|----|-----|------|-----------------------------|
| 0 | 20160531 | | | | 10% PRELIMINARY ENGINEERING |

DESIGNED:
J. MONG
 DRAWN:
K. MCMILLEN
 CHECKED:
S. BROWN
 APPROVED:
D. HUNT
 DATE:
06/24/2016

SAN FRANCISCO BAY AREA RAPID TRANSIT DISTRICT

Arup North America Ltd.
560 Mission Street, 7th Floor
San Francisco, CA 94105, USA
Tel (415) 957-9445
Fax (415) 957-9999
www.arup.com

Anil Verma Associates, Inc.
1970 Broadway, Suite 908
Oakland, CA 94612
Phone: (510) 834-4118 Fax: (510) 834-4121

SUBMITTED _____ APPROVED _____

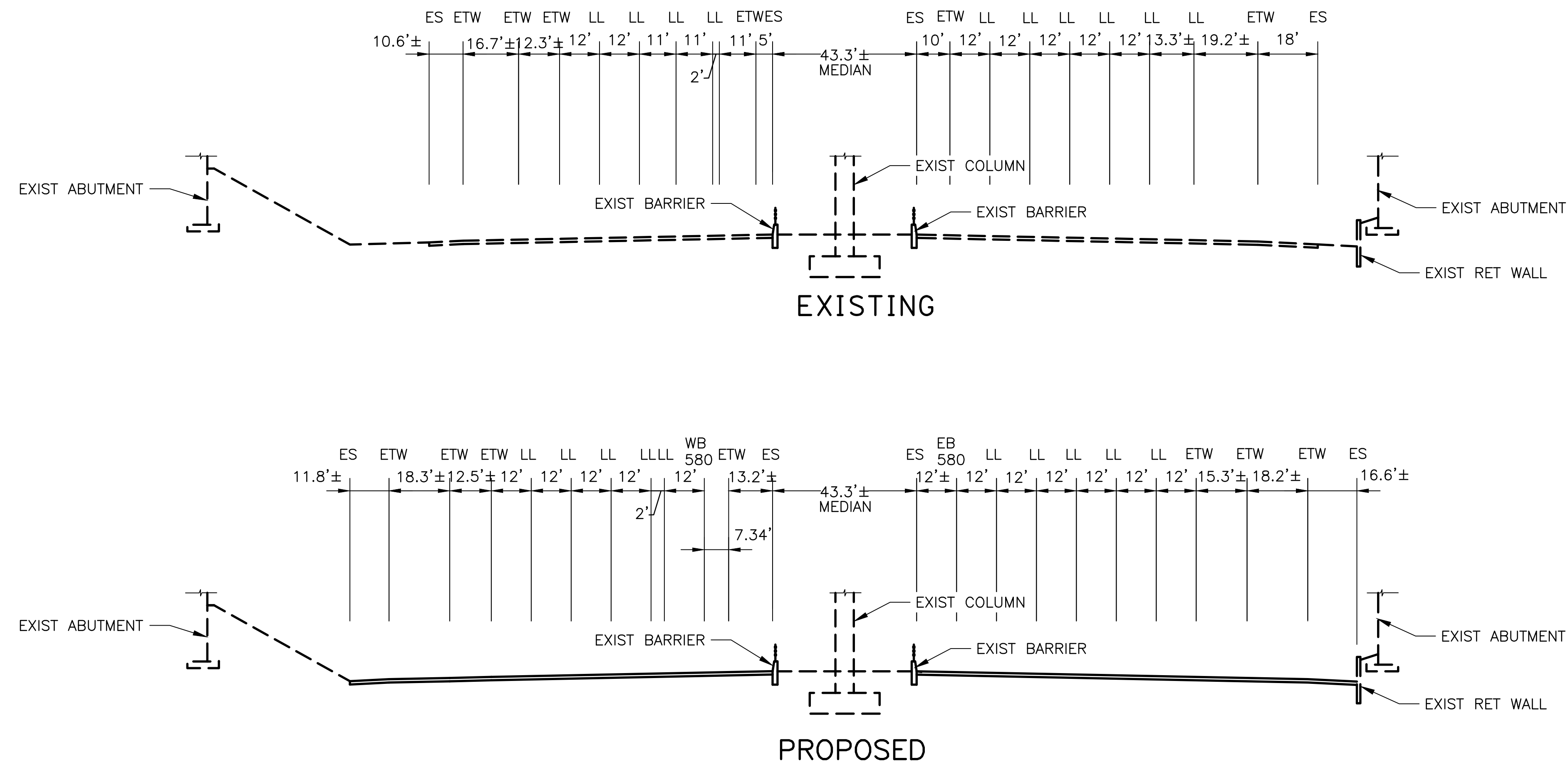
**BART TO LIVERMORE EXTENSION
ALTERNATIVE 3 - EXPRESS BUS/BRT
ROADWAYS**

TYPICAL SECTIONS

| | |
|--------------------------------------|---------------------------|
| CADD FILENAME 5EB-201.DWG | SIZE: SCALE D AS SHOWN |
| CONTRACT NO. 6M6048 | REV. 0 |
| CONTRACT SHEET NO. 5EB-201 | PAGE NO. 007 |

NOTES

- EXISTING BRIDGE AND ABUTMENTS ARE SHOWN FOR INFORMATION ONLY. EXACT LOCATION SHALL BE FIELD VERIFIED.



TYPICAL SECTION AT DOUGHERTY RD/HOPYARD RD OVERCROSSING

SCALE: NTS

| REV. | DATE | BY | SUB | APP. | DESCRIPTION |
|------|----------|----|-----|------|-----------------------------|
| 0 | 20160531 | | | | 10% PRELIMINARY ENGINEERING |

| |
|-----------------------|
| DESIGNED: J. MONG |
| DRAWN: K. MCMILLEN |
| CHECKED: S. BROWN |
| APPROVED: D. HUNT |
| DATE: 12/31/2015 |

SAN FRANCISCO BAY AREA RAPID TRANSIT DISTRICT


Arup North America Ltd.
560 Mission Street, 7th Floor
San Francisco, CA 94105, USA
Tel (415) 957-9445
Fax (415) 957-9999
www.arup.com

Anil Verma Associates, Inc.
1570 Broadway, Suite 908
Oakland, CA 94612
Phone: (510) 834-4118 Fax: (510) 834-4121

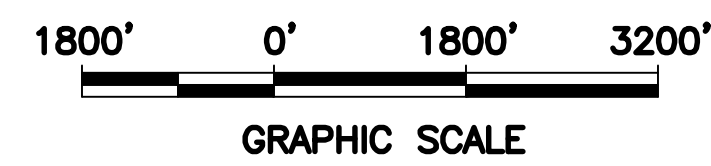
SUBMITTED _____ APPROVED _____

| | |
|--------------------------------------|------------------------|
| CADD FILENAME 5EB-202.DWG | |
| SIZE: SCALE D AS SHOWN | |
| CONTRACT NO. 8CT008 | REV. A |
| CONTRACT SHEET NO. 5EB-202 | PAGE NO. 008 |

Kyle.mcmillen Jul 14, 2017 - 10:06am \\glabai-arup.com\amer\lcaas\lcaas\5-F\230000\237865-00\4 Internal Project Data\03 Drawings\Drawings\Express Bus -BRT Stations\5EB-202.dwg



PLAN




Jul 13, 2017 - 9:57pm \\global\arup.com\americas\jobs\S-F\230000\237865-00\4 Internal Project Data\4-03 Drawings\Drawings\Express Bus -Brt Station\Structures\5G-0003.dwg
 kyle.mcmillen


| REV. | DATE | BY | SUB | APP. | DESCRIPTION | REV. | DATE | BY | SUB | APP. | DESCRIPTION |
|------|----------|----|-----|------|-----------------------------|------|------|----|-----|------|-------------|
| 0 | 20160531 | | | | 10% PRELIMINARY ENGINEERING | | | | | | |

DESIGNED:
H. LEE
 DRAWN:
K. MCMILLEN
 CHECKED:
Y. REN
 APPROVED:
D. HUNT
 DATE:
05/31/2016

SAN FRANCISCO BAY AREA RAPID TRANSIT DISTRICT



Arup North America Ltd.
560 Mission Street, 7th Floor
San Francisco, CA 94105, USA
Tel (415) 957-9445
Fax (415) 957-9999
www.arup.com




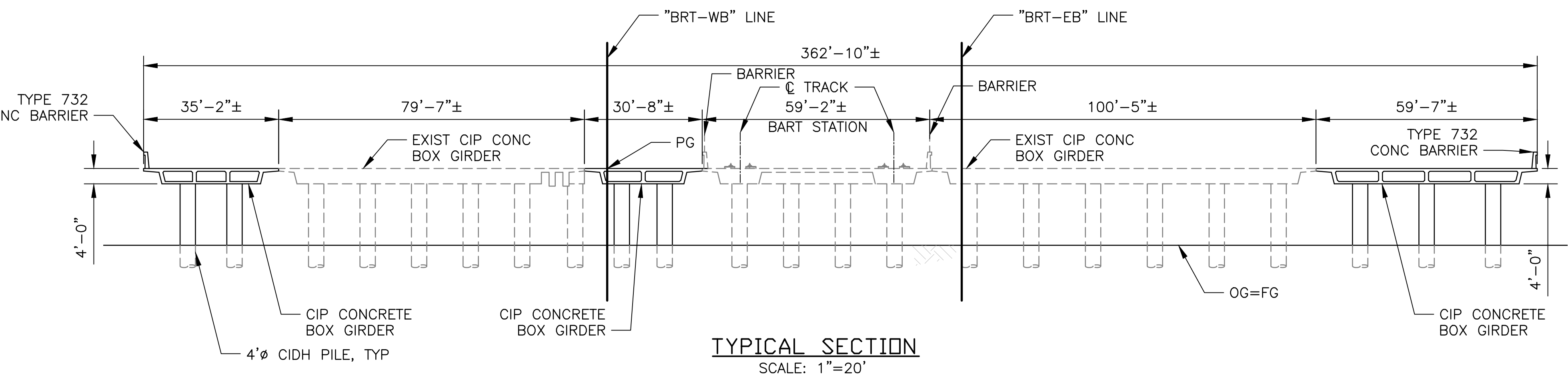
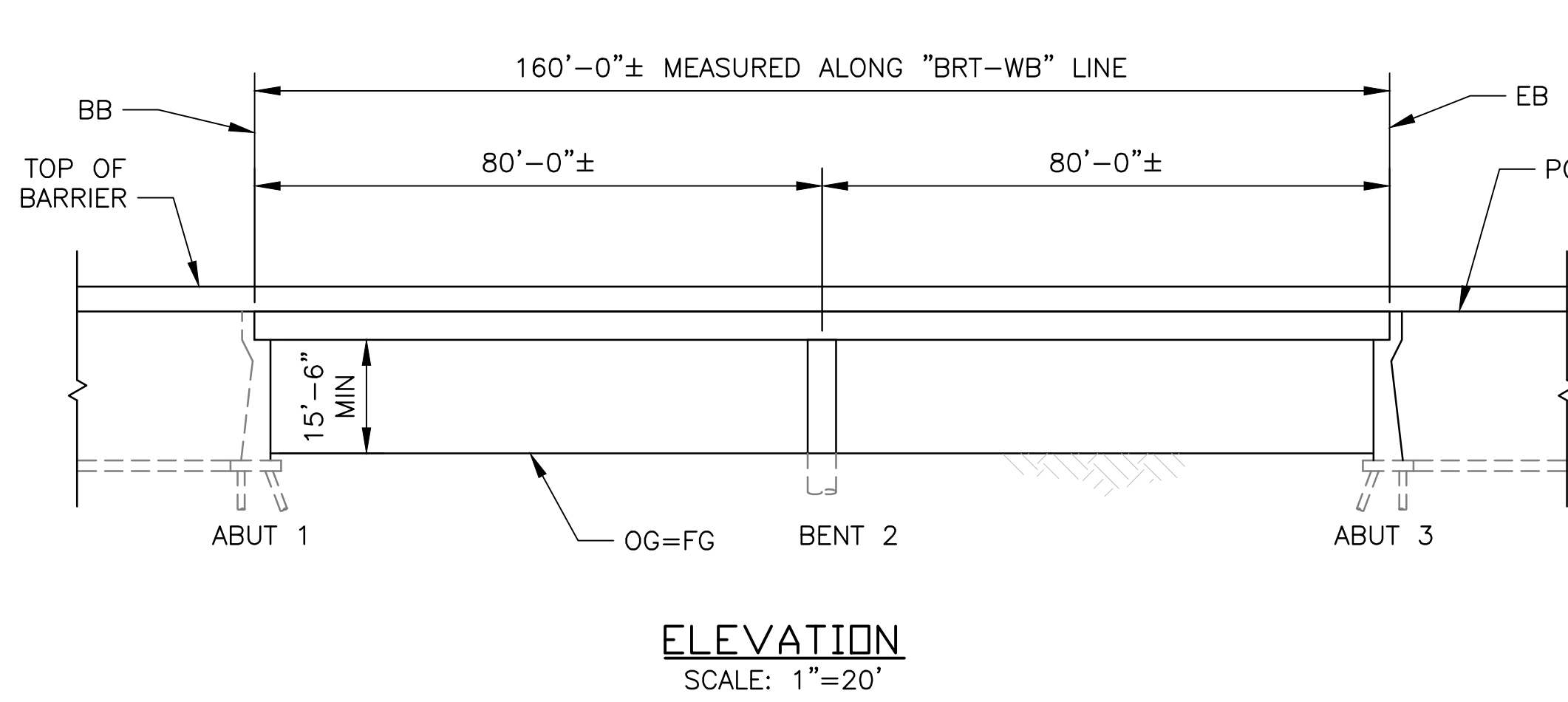
Anil Verma Associates, Inc.
1970 Broadway, Suite 608 Oakland, CA 94612
Phone: (510) 834-4118 Fax: (510) 834-4121

SUBMITTED _____ APPROVED _____

**BART TO LIVERMORE EXTENSION
 ALTERNATIVE 3 - EXPRESS BUS/BRT
 STRUCTURES**
 KEY PLAN

| | |
|-------------------------------|-----------------|
| CADD FILENAME 5G-0003.DWG | |
| SIZE: SCALE D AS NOTED | REV. 0 |
| CONTRACT NO. 8CT008 | PAGE NO. 009 |
| CONTRACT SHEET NO. 5G-0003 | |

Jul 13, 2017 - 4:00pm \\global\arup.com\americas\louisiana\F280000\237665-00\4 Internal Project Data\4-03 Drawings\Drawings\Express Bus - Brt Station\Structures\5ST-101.dwg



LEGEND:
⊕ INDICATES VERTICAL CLEARANCE

| REV. | DATE | BY | SUB | APP. | DESCRIPTION | REV. | DATE | BY | SUB | APP. | DESCRIPTION |
|------|----------|----|-----|------|-----------------------------|------|------|----|-----|------|-------------|
| 0 | 20160531 | | | | 10% PRELIMINARY ENGINEERING | | | | | | |

DESIGNED:
H. LEE
DRAWN:
K. MCMILLEN
CHECKED:
Y. REN
APPROVED:
D. HUNT
DATE:
05/31/2016

SAN FRANCISCO BAY AREA RAPID TRANSIT DISTRICT

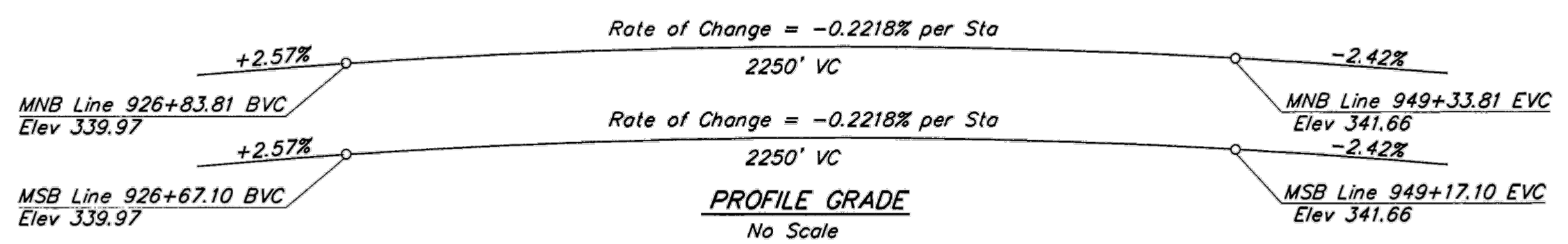
Arup North America Ltd.
560 Mission Street, 7th Floor
San Francisco, CA 94105, USA
Tel (415) 957-9445
Fax (415) 957-9056
www.arup.com

Anil Verma Associates, Inc.
1570 Broadway, Suite 608
Oakland, CA 94612
Phone: (510) 834-4118 Fax: (510) 834-4121

SUBMITTED _____ APPROVED _____

| | | |
|---|------------------------|------------------------------|
| BART TO LIVERMORE EXTENSION ALTERNATIVE 3 - EXPRESS BUS/BRT STRUCTURES | | CADD FILENAME 5ST-101.DWG |
| IRON HORSE REGIONAL TRAIL UNDERPASS | | SIZE: SCALE D AS NOTED |
| CONTRACT NO. 8CT008 | REV. 0 | |
| CONTRACT SHEET NO. 5ST-101 | PAGE NO. 010 | |

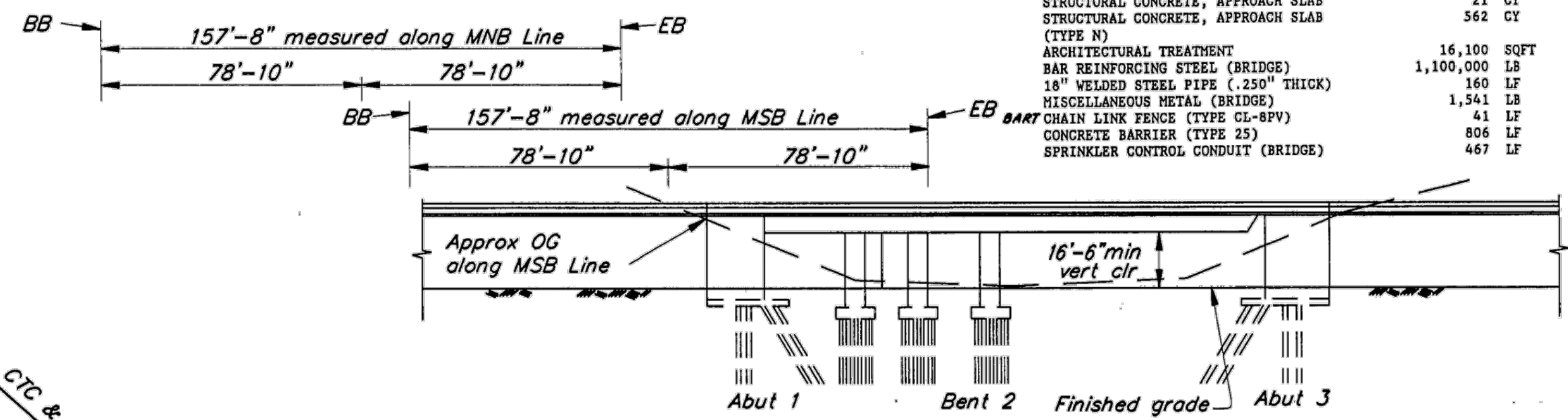
Jul 25, 2017 - 9:00am \\globe\anup.com\americas\jobs\5-F\230000\237865-002 Client (AVA)\2-02 Received Files\2016-10-08 AVA_CADD_files\TEMP_CD_9-19-16\Changes_2017-07-24\DP_TRANSFER STATION\BRT_CADD\BCT008-5ST102.dwg



PILE DATA - CLASS 45C AND CLASS 70C PILES

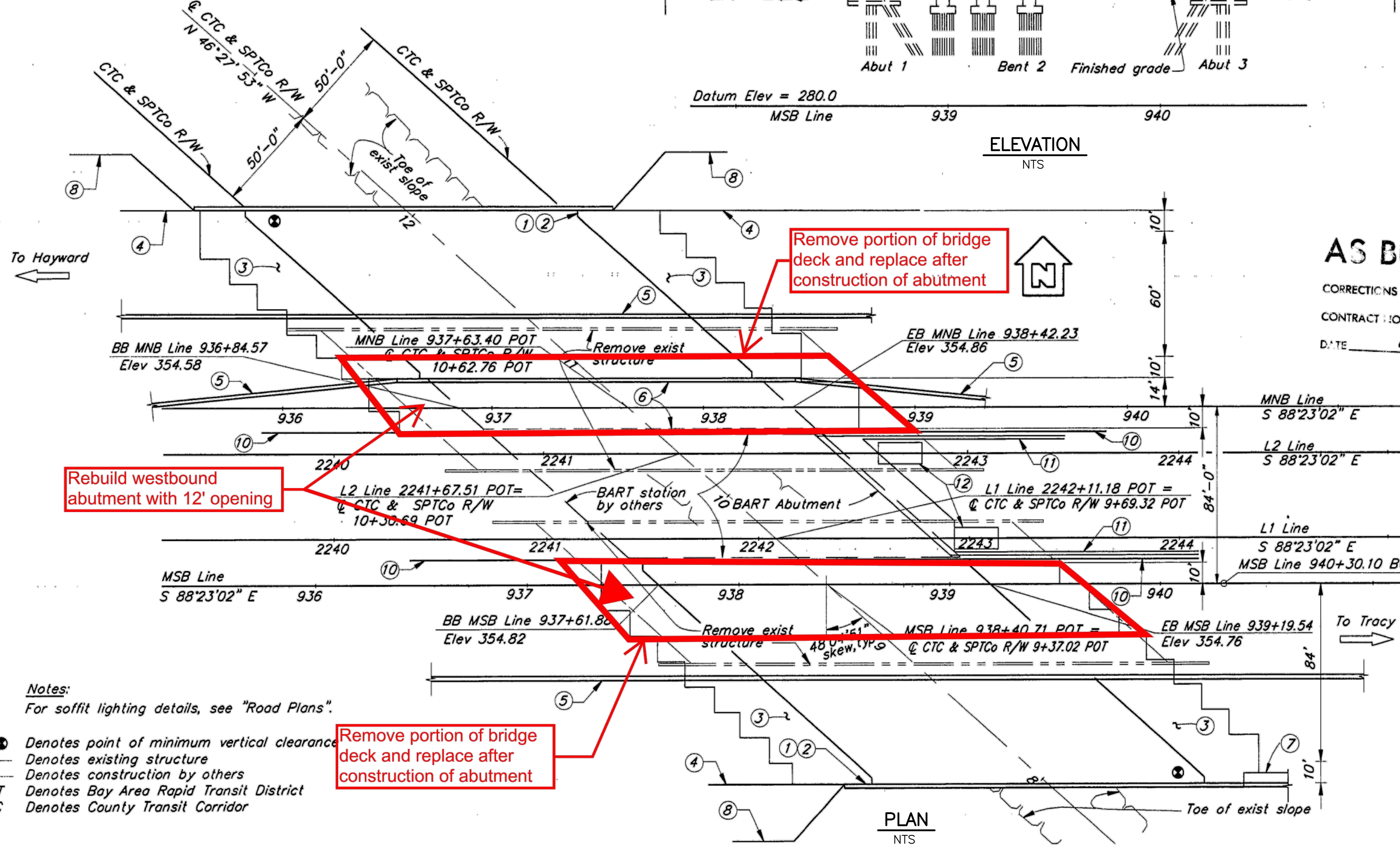
| Location | Design Loading (Service Load) | Specified Tip Elevation | Probable Tip Elevation |
|----------|-------------------------------|-------------------------|------------------------|
| Abut 1 | 45 Tons | 290.0 | 285.0 |
| Bent 2 | 70 Tons | 266.0 | 261.0 |
| Abut 3 | 45 Tons | 290.0 | 285.0 |

For BART Abutment Pile Data, see "BART Abutment - Footing Plan" sheet.



Datum Elev = 280.0
MSB Line 939 940

ELEVATION
NTS



Notes:
For soffit lighting details, see "Road Plans".

- Denotes point of minimum vertical clearance
- Denotes existing structure
- - - Denotes construction by others
- BART Denotes Bay Area Rapid Transit District
- CTC Denotes County Transit Corridor

Remove portion of bridge deck and replace after construction of abutment

Remove portion of bridge deck and replace after construction of abutment

QUANTITIES

| DESCRIPTION | QUANTITIES | LUMP SUM |
|---|------------|--------------|
| BRIDGE REMOVAL | | 470 LF |
| 3" SUPPLY LINE (BRIDGE) | | 5,731 LF |
| FURNISH PILING (CLASS 70C), MODIFIED | | 112 EA |
| DRIVE PILE (CLASS 70C), MODIFIED | | 7,128 LF |
| FURNISH PILING (CLASS 70C) | | 108 EA |
| DRIVE PILE (CLASS 70C) | | 17,328 LF |
| FURNISH PILING (CLASS 45C) | | 435 EA |
| DRIVE PILE (CLASS 45C) | | 572 LF |
| JOINT SEAL (MR 1/2") | | 8,940 CY |
| STRUCTURE EXCAVATION (BRIDGE) | | 6,600 CY |
| STRUCTURE BACKFILL (BRIDGE) | | 1,170 CY |
| STRUCTURAL CONCRETE, BRIDGE FOOTING | | 3,880 CY |
| STRUCTURAL CONCRETE, APPROACH SLAB | | 21 CY |
| STRUCTURAL CONCRETE, APPROACH SLAB (TYPE N) | | 562 CY |
| ARCHITECTURAL TREATMENT | | 16,100 SQFT |
| BAR REINFORCING STEEL (BRIDGE) | | 1,100,000 LB |
| 18" WELDED STEEL PIPE (.250" THICK) | | 160 LF |
| MISCELLANEOUS METAL (BRIDGE) | | 1,541 LB |
| BART CHAIN LINK FENCE (TYPE CL-8PV) | | 41 LF |
| CONCRETE BARRIER (TYPE 25) | | 806 LF |
| SPRINKLER CONTROL CONDUIT (BRIDGE) | | 467 LF |

- NOTES:**
- 1 Paint bridge no.
 - 2 Paint bridge name
 - 3 Structure Approach Type N(30S), Type ~~E-1~~ **E-2**
 - 4 MBGR, see "Road Plans"
 - 5 Temp Railing (Type K), see "Road Plans"
 - 6 24'-0" future superstructure and column construction
 - 7 MSE Wall and Barrier Slab, see "Road Plans"
 - 8 MSE Wall, see "Road Plans"
 - 9 Curve Data: R = 20500' T = 132.62'
Δ = 00'44'29" L = 265.24'
 - 10 BART median retaining wall, see "Road Plans"
 - 11 BART Retaining Walls 5B, 6B & BART Barrier, see "Road Plans"
 - 12 BART Structure Approach

INDEX TO PLANS

| SHEET NO. | TITLE |
|-----------|---------------------------------------|
| 1 | GENERAL PLAN NO. 1 |
| 2 | GENERAL PLAN NO. 2 |
| 3 | DECK CONTOURS |
| 4 | FOUNDATION PLAN |
| 5 | ABUTMENT 1 - LEFT BRIDGE |
| 6 | ABUTMENT 3 - LEFT BRIDGE |
| 7 | ABUTMENT 1 - RIGHT BRIDGE |
| 8 | ABUTMENT 3 - RIGHT BRIDGE |
| 9 | ABUTMENT DETAILS NO. 1 |
| 10 | ABUTMENT DETAILS NO. 2 |
| 11 | ABUTMENT DETAILS NO. 3 |
| 12 | BART ABUTMENT - FOOTING PLAN |
| 13 | BART ABUTMENT - PLAN |
| 14 | BART ABUTMENT - ELEVATION |
| 15 | BART ABUTMENT DETAILS NO. 1 |
| 16 | BART ABUTMENT DETAILS NO. 2 |
| 17 | BART ABUTMENT DETAILS NO. 3 |
| 18 | BENT - LEFT BRIDGE |
| 19 | BENT - RIGHT BRIDGE |
| 20 | BENT DETAILS |
| 21 | TYPICAL SECTION - LEFT BRIDGE |
| 22 | TYPICAL SECTION - RIGHT BRIDGE |
| 23 | GIRDER LAYOUT - LEFT BRIDGE |
| 24 | GIRDER LAYOUT - RIGHT BRIDGE |
| 25 | GIRDER REINFORCEMENT - LEFT BRIDGE |
| 26 | GIRDER REINFORCEMENT - RIGHT BRIDGE |
| 27 | STRUCTURE APPROACH TYPE N(30S) |
| 28 | STRUCTURE APPROACH DRAINAGE DETAILS |
| 29 | ARCHITECTURAL TREATMENT DETAILS NO. 1 |
| 30 | ARCHITECTURAL TREATMENT DETAILS NO. 2 |
| 31 | ARCHITECTURAL TREATMENT DETAILS NO. 3 |
| 32 | CHAIN LINK FENCING |
| 33 | LOG OF TEST BORINGS NO. 1 |
| 34 | LOG OF TEST BORINGS NO. 2 |
| 35 | LOG OF TEST BORINGS NO. 3 |
| 36 | LOG OF TEST BORINGS NO. 4 |
| 37 | LOG OF TEST BORINGS NO. 5 |
| 38 | AS-BUILT LOG OF TEST BORINGS |

AS BUILT 1.0.96

CORRECTIONS BY John W. Lam
CONTRACT NO. 04-233714
DATE 6/5/96

For General Notes, Standard Plans List, and Quantities see "Deck Contours" sheet. Standard plan sheet no. Detail no.

| REV. | DATE | BY | SUB | APP. | DESCRIPTION |
|------|----------|----|-----|------|-----------------------------|
| 0 | 20160531 | | | | 10% PRELIMINARY ENGINEERING |

DESIGNED:
C. GUTERRES
DRAWN:
A. BHATT
CHECKED:
G. FITCHEN
APPROVED:
R. BARLAAN
DATE:
20160531

SAN FRANCISCO BAY AREA RAPID TRANSIT DISTRICT

Anil Verma Associates, Inc.
 1970 Broadway, Suite 608 Oakland, CA 94612
 Phone: (510) 834-4118 Fax: (510) 834-4121

SUBMITTED _____ APPROVED _____

**BART TO LIVERMORE EXTENSION
ALTERNATIVE 3-EXPRESS BUS/BRT
DUBLIN/PLEASANTON STATION**


IRON HORSE REGIONAL TRAIL UNDERPASS
 ABUTMENT CUT-IN
 SHEET 2 OF 2

CADD FILENAME: CADD08CT008-5ST102.dwg
 SIZE: SCALE: D NTS
 CONTRACT NO. **08CT008** REV. **0**
 CONTRACT SHEET NO. **5ST102** PAGE NO. **011**

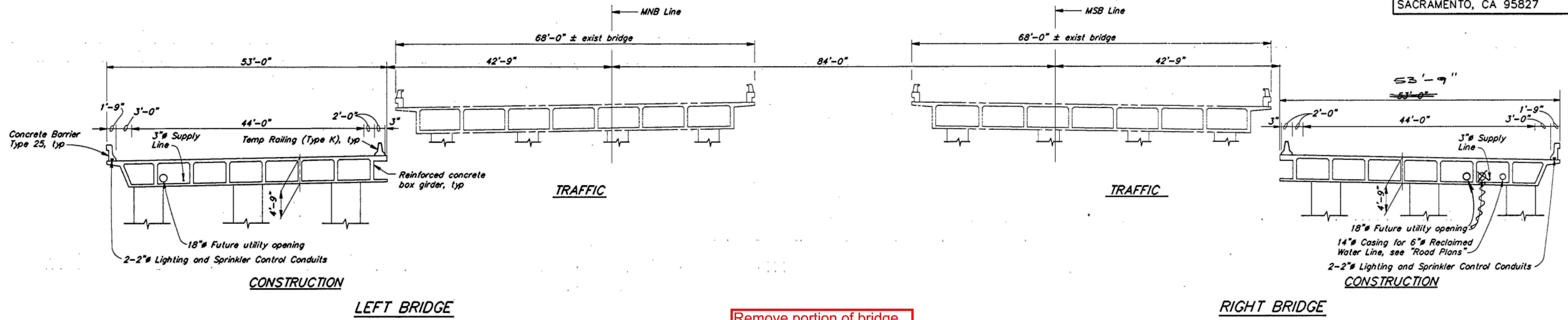
| | | | | | |
|------|--------|-------|--------------------------|-----------|--------------|
| DIST | COUNTY | ROUTE | POST MILES TOTAL PROJECT | SHEET NO. | TOTAL SHEETS |
| 04 | Ala | 580 | 18.3/R21.5 | 545 | 602 |

11/12/92
REGISTERED CIVIL ENGINEER
7-5-93
PLANS APPROVAL DATE
BAY AREA RAPID TRANSIT DISTRICT
212 NINTH STREET
OAKLAND, CA 94607

BAY AREA TRANSIT CONSULTANTS
BISSELL & KARN, INC.
A GREINER ENGINEERING COMPANY
10293 ROCKINGHAM DRIVE, SUITE #101
SACRAMENTO, CA 95827

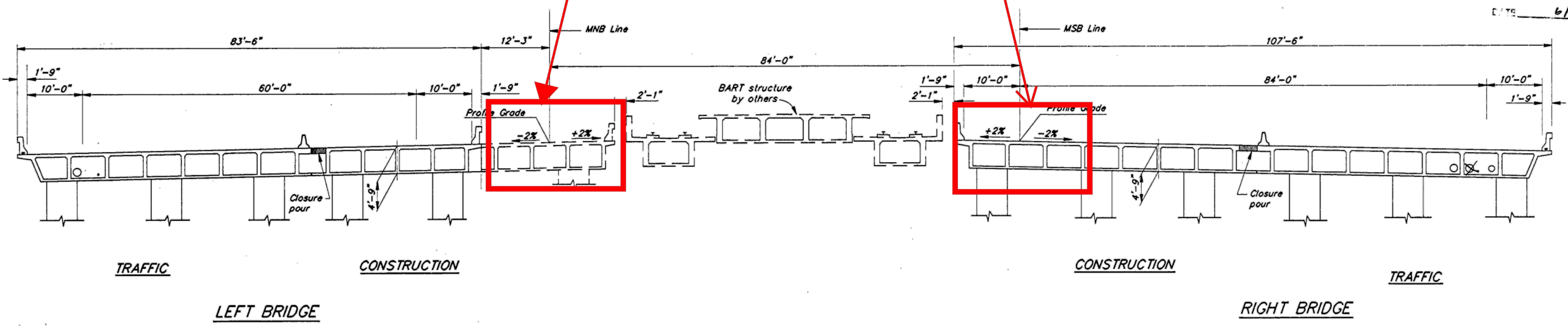


STAGE 1 CONSTRUCTION



Remove portion of bridge deck and replace after construction of abutment

STAGE 2 CONSTRUCTION



TYPICAL SECTION
NTS

AS BUILT LA 1.8.98
CORRECTIONS BY John W. Lammert
CONTRACT NO. 04-233714
DATE 6/5/96

----- Denotes existing structure
- - - - - Denotes future construction

Jul 25, 2017 - 9:01am \\global\arup.com\americas\labe\5-F\230000\237865-00\2 Client (AVA)\2-02 Received Files\2016-10-06 AVA_CADD_files\TEMP_CD_9-19-16\Changes 2017-07-24\IP TRANSFER STATION\BRT_CADD\BCT008-5ST103.dwg

| | |
|-----------|-------------|
| DESIGNED: | C. GUTERRES |
| DRAWN: | A. BHATT |
| CHECKED: | G. FITCHEN |
| APPROVED: | R. BARLAAN |
| DATE: | 20160531 |

| | | | | | |
|------|----------|----|-----|------|-----------------------------|
| REV. | DATE | BY | SUB | APP. | DESCRIPTION |
| 0 | 20160531 | | | | 10% PRELIMINARY ENGINEERING |

SAN FRANCISCO BAY AREA RAPID TRANSIT DISTRICT

| | |
|--|--|
| <p>Anil Verma Associates, Inc. 1970 Broadway, Suite 608 Oakland, CA 94612 Phone: (510) 834-4118 Fax: (510) 834-4121</p> | <p>Anil Verma Associates, Inc. 1970 Broadway, Suite 608 Oakland, CA 94612 Phone: (510) 834-4118 Fax: (510) 834-4121</p> |
| SUBMITTED _____ | APPROVED _____ |

**BART TO LIVERMORE EXTENSION
ALTERNATIVE 3-EXPRESS BUS/BRT
DUBLIN/PLEASANTON STATION**

IRON HORSE REGIONAL TRAIL UNDERPASS
ABUTMENT CUT-IN
SHEET 1 OF 2

| | |
|--------------------|------------------------|
| CADD FILENAME | CADD08CT008-5ST103.dwg |
| SIZE: SCALE | D NTS |
| CONTRACT NO. | 08CT008 |
| CONTRACT SHEET NO. | 5ST103 |
| REV. | 0 |
| PAGE NO. | 012 |

SAN FRANCISCO BAY AREA RAPID TRANSIT DISTRICT



**BART TO LIVERMORE EXTENSION
ALTERNATIVE 3: EXPRESS BUS/BRT
DUBLIN/PLEASANTON STATION**

CONTRACT DRAWINGS

FUNDING AGENCIES / PARTNERS:

CITY OF LIVERMORE
CITY OF DUBLIN
CITY OF PLEASANTON
ALAMEDA COUNTY
CALTRANS
LAVTA
MTC
ACTC
SAN JOAQUIN RTD
ALTAMONT CORRIDOR EXPRESS

10% PRELIMINARY ENGINEERING

CONTRACT NO. 08CT008

DATE: 31 JULY 2017

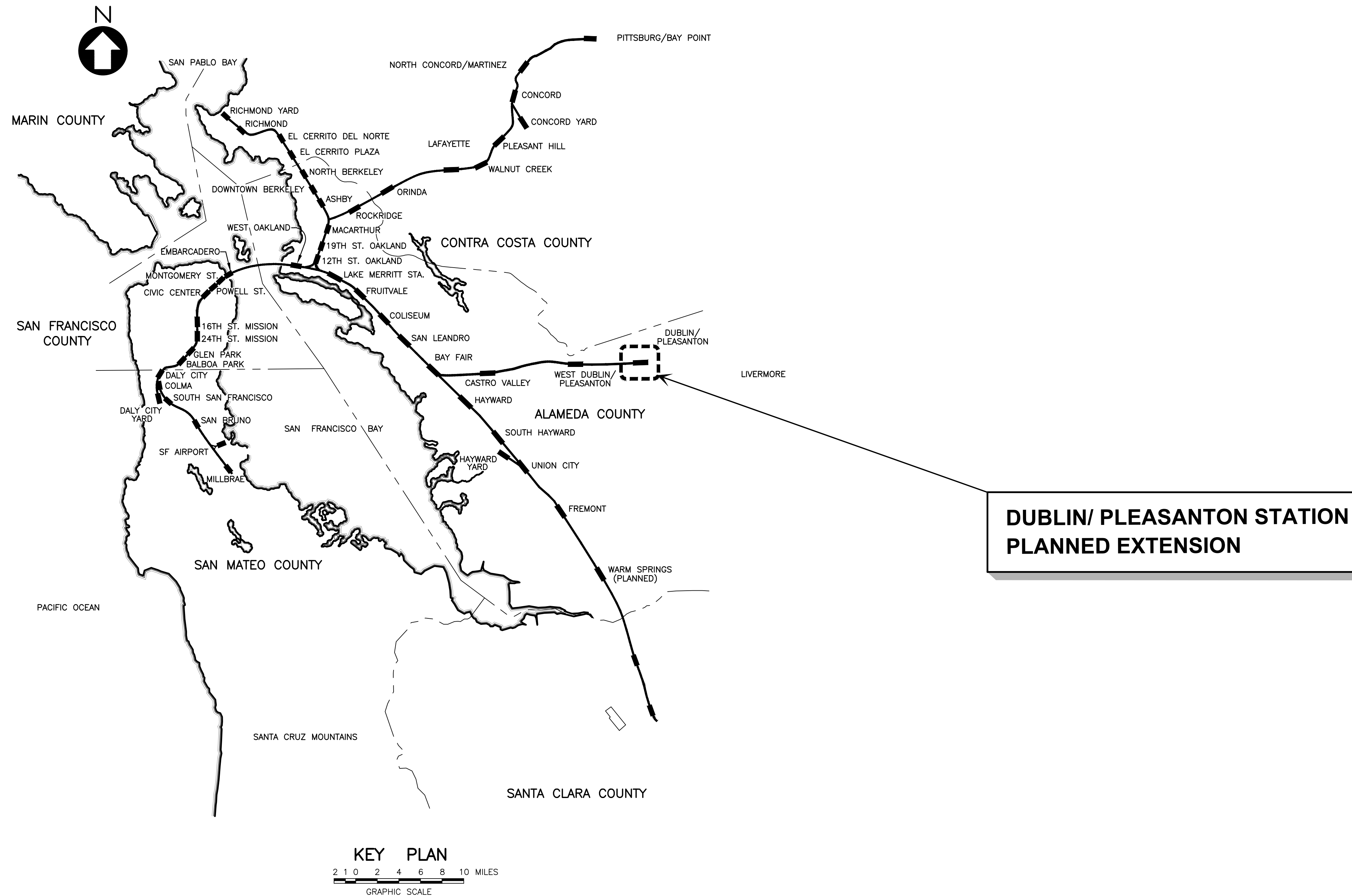
SAN FRANCISCO BAY AREA RAPID TRANSIT DISTRICT

BART TO LIVERMORE EXTENSION

ALTERNATIVE 3: EXPRESS BUS/BRT

DUBLIN/PLEASANTON STATION

CONTRACT NUMBER 08CT008



Jul 25, 2017 - 8:59am \\globeballanup.com\americas\jobs\5-F\2300000\237865-00\2_Client (ANA)\2-02_Received Files\2016-10-08_AVA_CADD_files\TEMP_CD_9-19-16\Changes_2017-07-24_DP_TRANSFER STATION\BRT_CADD\08CT008-2G001.dwg
 from: sudhousen

| REV. | DATE | BY | SUB | APP. | DESCRIPTION | REV. | DATE | BY | SUB | APP. | DESCRIPTION |
|------|----------|----|-----|------|-----------------------------|------|------|----|-----|------|-------------|
| 0 | 20160531 | | | | 10% PRELIMINARY ENGINEERING | | | | | | |

DESIGNED:
C. GUTERRES
 DRAWN:
C. GUTERRES
 CHECKED:
G. FITCHEN
 APPROVED:
R. BARLAAN
 DATE:
20160531

SAN FRANCISCO BAY AREA RAPID TRANSIT DISTRICT

Anil Verma Associates, Inc.
1970 Broadway, Suite 608 Oakland, CA 94612
Phone: (510) 834-4118 Fax: (510) 834-4121


Anil Verma Associates, Inc.
1970 Broadway, Suite 608 Oakland, CA 94612
Phone: (510) 834-4118 Fax: (510) 834-4121

SUBMITTED _____ APPROVED _____

BART TO LIVERMORE EXTENSION
ALTERNATIVE 3-EXPRESS BUS/BRT
DUBLIN/PLEASANTON STATION

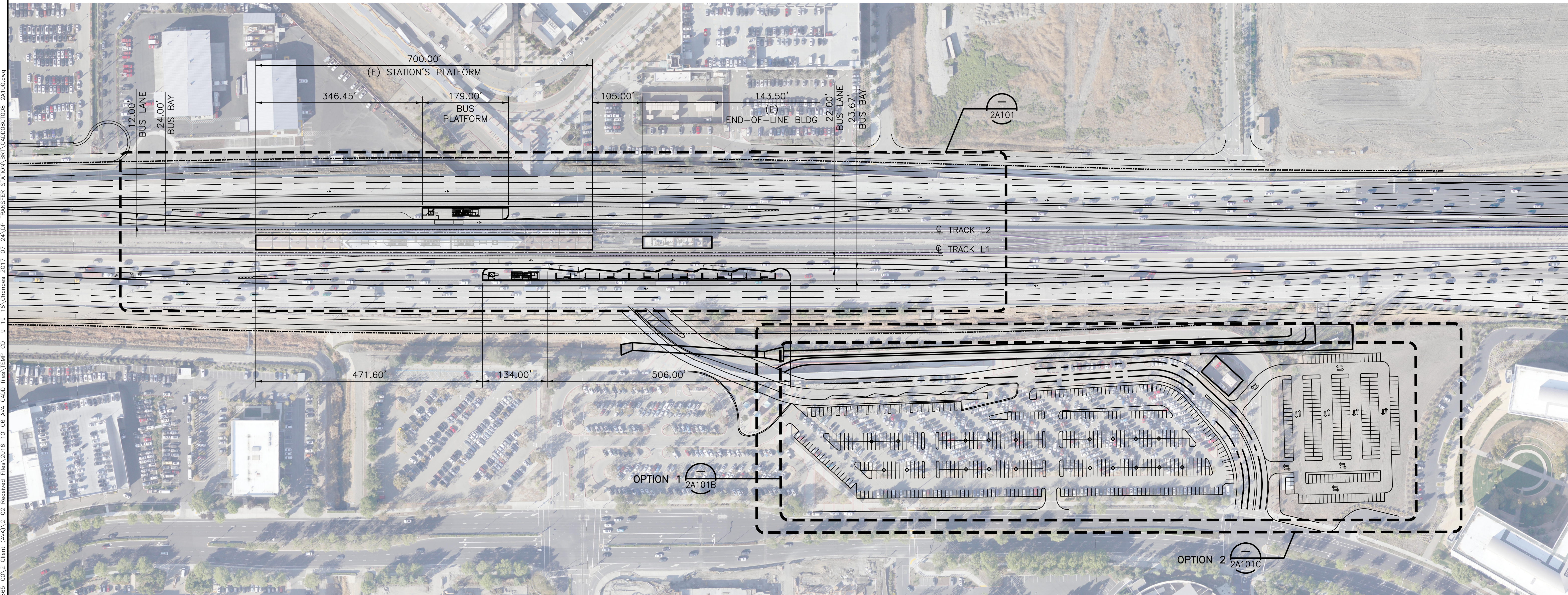
LOCATION MAP

| | |
|--|------------------------|
| CADD FILENAME CADD08CT008-2G001.dwg | |
| SIZE: SCALE D | AS NOTED |
| CONTRACT NO. 08CT008 | REV. 0 |
| CONTRACT SHEET NO. 2G001 | PAGE NO. 013 |

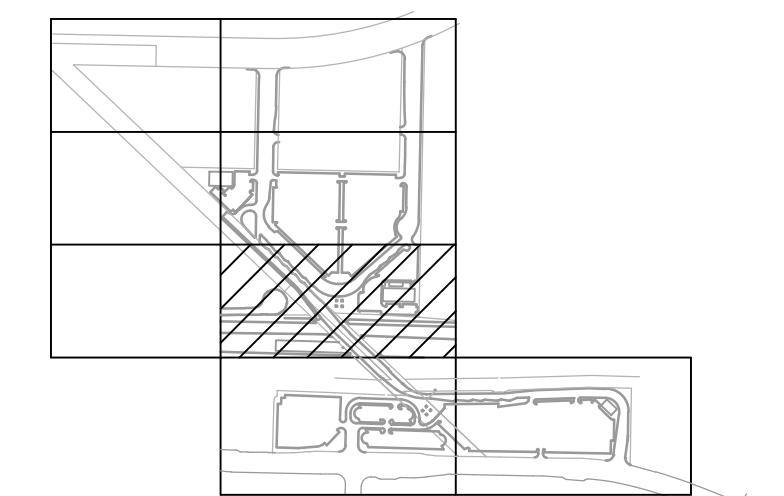


GENERAL NOTES:

1. BUS PLATFORM PAVING/PEDESTRIAN WALKWAYS SHALL HAVE CROSS SLOPES AND RUNNING SLOPES IN CONFORMANCE TO AMERICAN DISABILITIES ACT (ADA) ACCESSIBLE GUIDELINE.
2. DIRECTIONAL TILES SHALL BE PROVIDED FROM BUS AREA TO FAREGATES.



OVERALL PLAN
1"=100'



KEY PLAN



GRAPHIC SCALE

| REV. | DATE | BY | SUB | APP. | DESCRIPTION | REV. | DATE | BY | SUB | APP. | DESCRIPTION |
|------|----------|----|-----|------|-----------------------------|------|------|----|-----|------|-------------|
| 0 | 20160531 | | | | 10% PRELIMINARY ENGINEERING | | | | | | |

DESIGNED:
C. GUTERRES
DRAWN:
C. GUTERRES
CHECKED:
G. FITCHEN
APPROVED:
R. BARLAAN
DATE:
20160531

SAN FRANCISCO BAY AREA RAPID TRANSIT DISTRICT

Anil Verma Associates, Inc.
1970 Broadway, Suite 908 Oakland, CA 94612
Phone: (510) 834-4118 Fax: (510) 834-4121

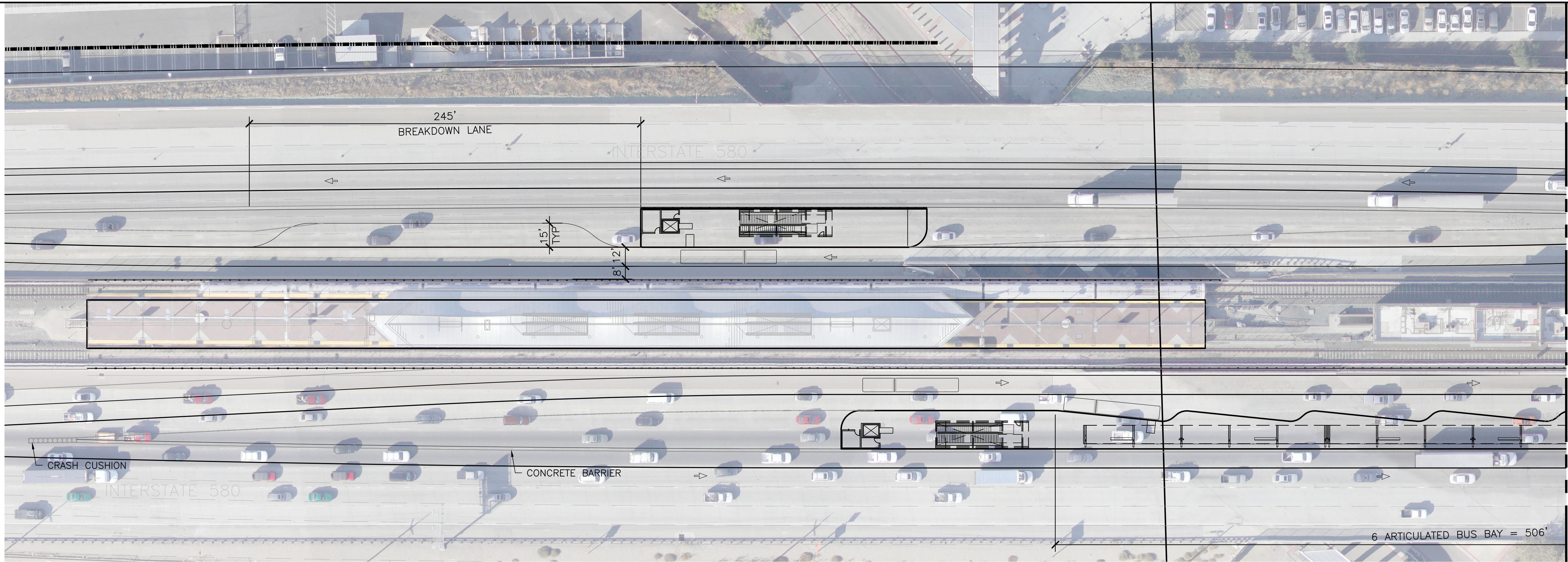

Anil Verma Associates, Inc.
1970 Broadway, Suite 908 Oakland, CA 94612
Phone: (510) 834-4118 Fax: (510) 834-4121

**BART TO LIVERMORE EXTENSION
ALTERNATIVE 3-EXPRESS BUS/BRT
DUBLIN/PLEASANTON STATION**

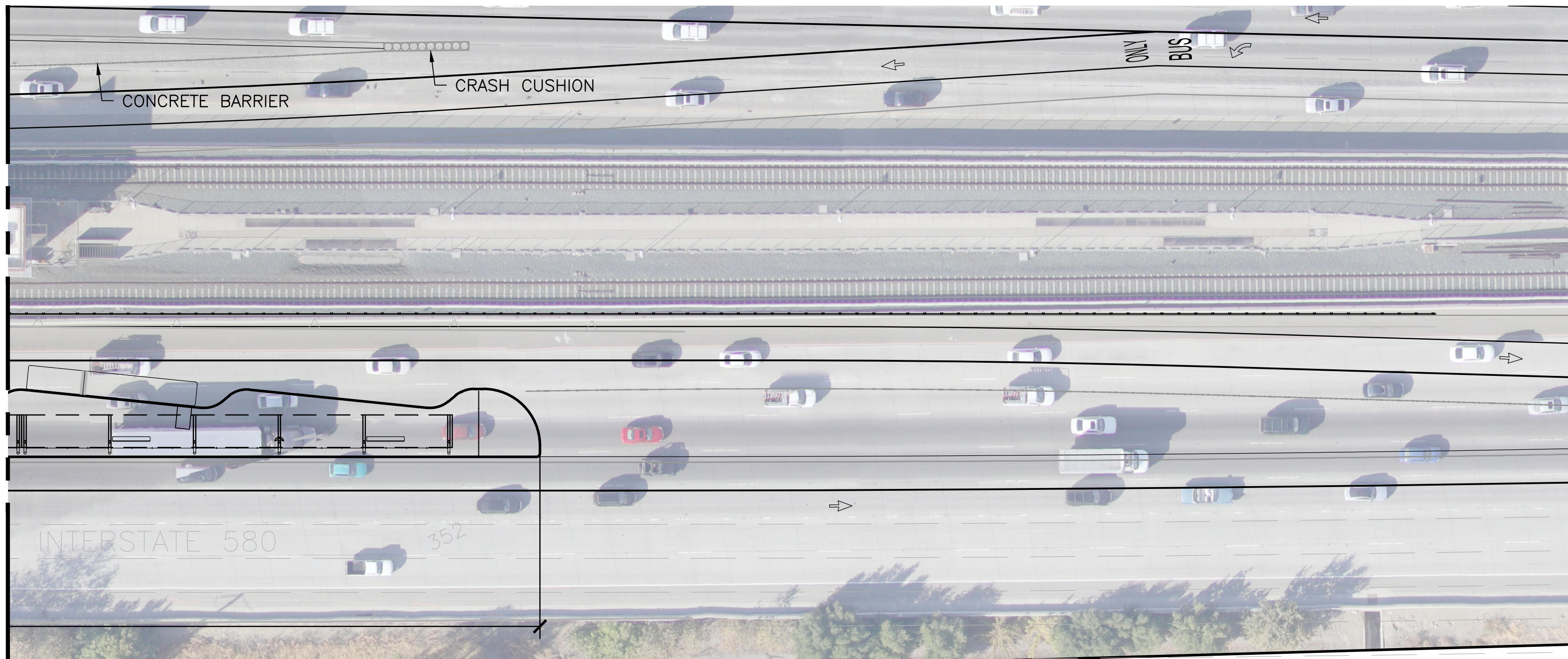
OVERALL PLAN

| | |
|--|------------------------|
| CADD FILENAME CADD08CT008-2A100.dwg | |
| SIZE: SCALE D 1"=100' | |
| CONTRACT NO. 08CT008 | REV. 0 |
| CONTRACT SHEET NO. 2A100 | PAGE NO. 014 |

Jul 25, 2017 - 8:40am \\global\arup.com\americas\jobs\5-F\230000\237865-00\2_Client (AVA)\2-02_Received Files\2016-10-06_AVA_CADD_files\TEMP_CD_9-19-16\Changes_2017-07-24_DP_TRANSFER STATION BRT_CADD\BCT008-2A101.dwg

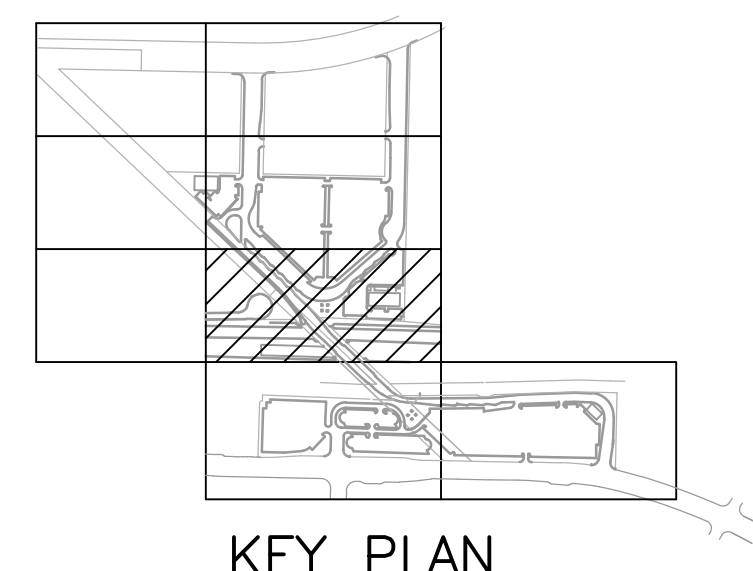


MATCH LINE
SEE LOWER LEFT

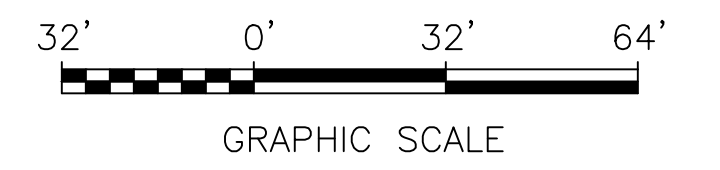


MATCH LINE
SEE UPPER RIGHT

SITE PLAN
 1/32"=1'-0" 2A100



KEY PLAN



GRAPHIC SCALE

| REV. | DATE | BY | SUB | APP. | DESCRIPTION | REV. | DATE | BY | SUB | APP. | DESCRIPTION |
|------|----------|----|-----|------|-----------------------------|------|------|----|-----|------|-------------|
| 0 | 20160531 | | | | 10% PRELIMINARY ENGINEERING | | | | | | |

| |
|--------------------------|
| DESIGNED: C. GUTERRES |
| DRAWN: C. GUTERRES |
| CHECKED: G. FITCHEN |
| APPROVED: R. BARLAAN |
| DATE: 20160531 |

SAN FRANCISCO BAY AREA RAPID TRANSIT DISTRICT

Anil Verma Associates, Inc.
1970 Broadway, Suite 608 Oakland, CA 94612
Phone: (510) 834-4118 Fax: (510) 834-4121

Anil Verma Associates, Inc.
1970 Broadway, Suite 608 Oakland, CA 94612
Phone: (510) 834-4118 Fax: (510) 834-4121

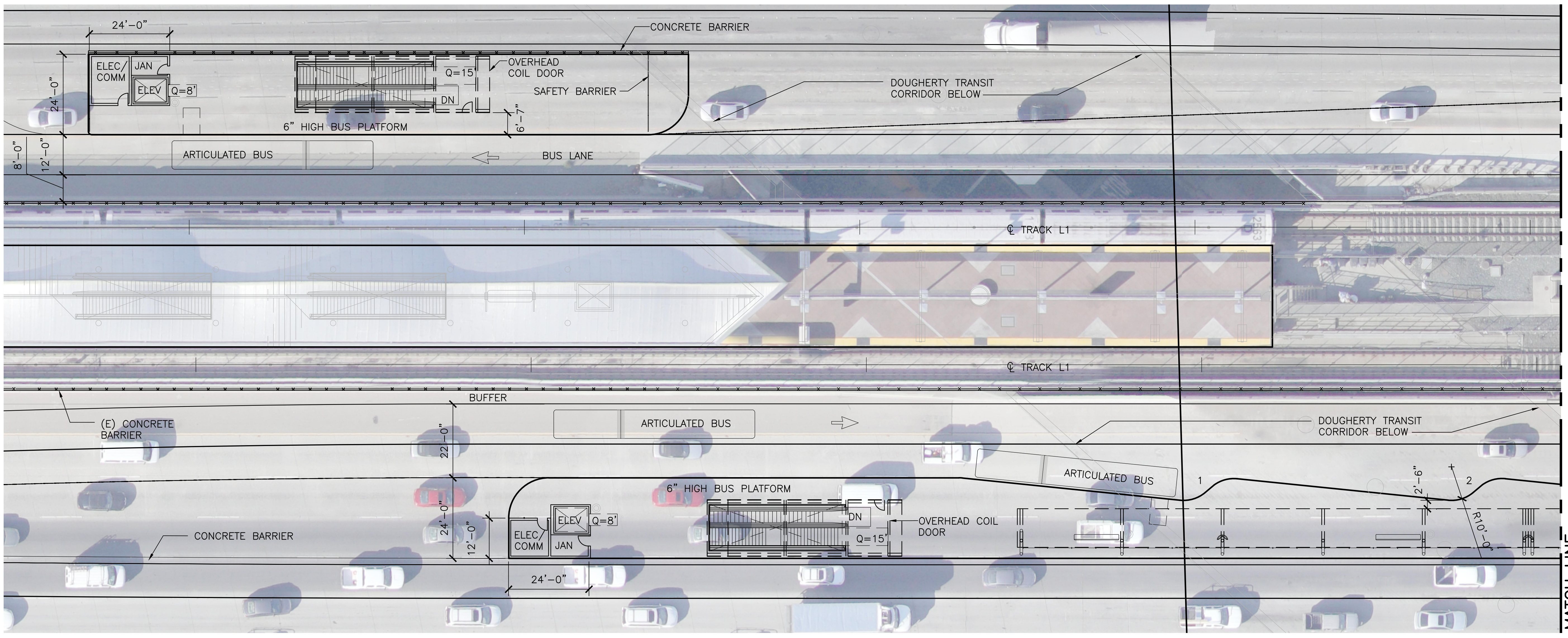

SUBMITTED _____ APPROVED _____

**BART TO LIVERMORE EXTENSION
ALTERNATIVE 3-EXPRESS BUS/BRT
DUBLIN/PLEASANTON STATION**

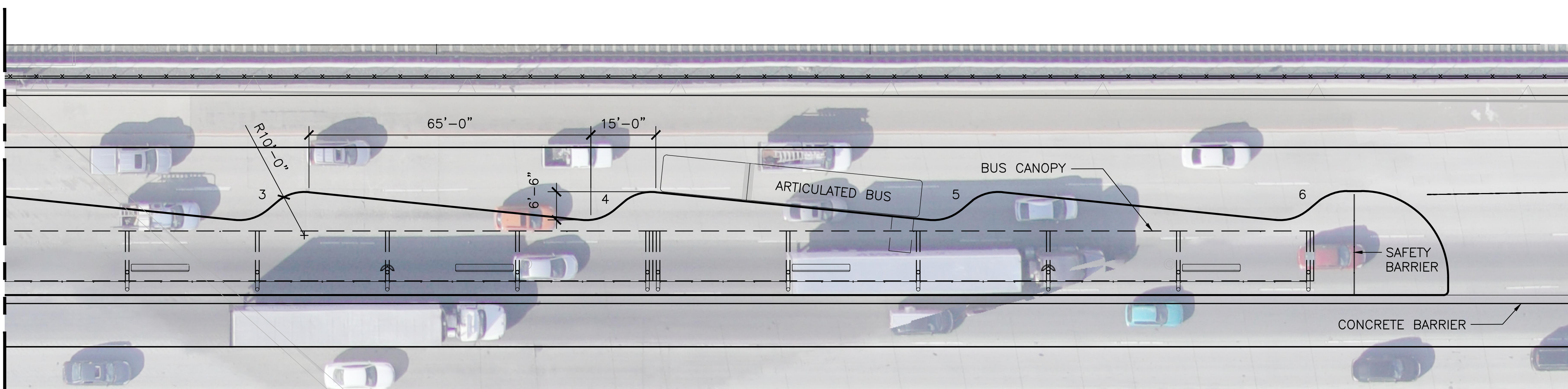
SITE PLAN

| | |
|--|------------------------|
| CADD FILENAME CADD08CT008-2A101.dwg | |
| SIZE: SCALE D 1/32"=1'-0" | |
| CONTRACT NO. 08CT008 | REV. 0 |
| CONTRACT SHEET NO. 2A101 | PAGE NO. 015 |

Jul 25, 2017 - 8:48am \\global\pdp\americas\jobs\5-F\230000\37865-00\2_Client (AVA)\2-02_Received Files\2016-10-06_AVA_CADD_files\TEMP_CD_9-19-16\Changes_2017-07-24_LP_TRANSFER_STATION_BRT_CADD\BCT008-2A102.dwg

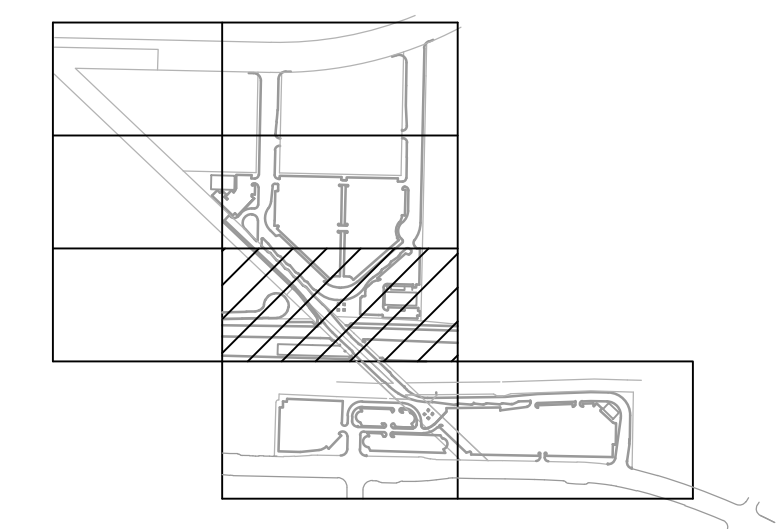


MATCH LINE
SEE LOWER LEFT

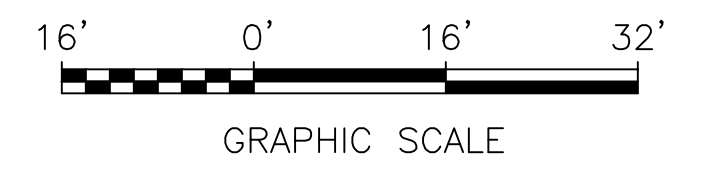


MATCH LINE
SEE UPPER RIGHT

PLATFORM LEVEL
1/16"=1'-0"



KEY PLAN



| REV. | DATE | BY | SUB | APP. | DESCRIPTION | REV. | DATE | BY | SUB | APP. | DESCRIPTION |
|------|----------|----|-----|------|-----------------------------|------|------|----|-----|------|-------------|
| 0 | 20160531 | | | | 10% PRELIMINARY ENGINEERING | | | | | | |

DESIGNED:
C. GUTERRES
 DRAWN:
C. GUTERRES
 CHECKED:
G. FITCHEN
 APPROVED:
R. BARLAAN
 DATE:
20160531

SAN FRANCISCO BAY AREA RAPID TRANSIT DISTRICT

Anil Verma Associates, Inc.
1970 Broadway, Suite 608 Oakland, CA 94612
Phone: (510) 834-4118 Fax: (510) 834-4121

Anil Verma Associates, Inc.
1970 Broadway, Suite 608 Oakland, CA 94612
Phone: (510) 834-4118 Fax: (510) 834-4121

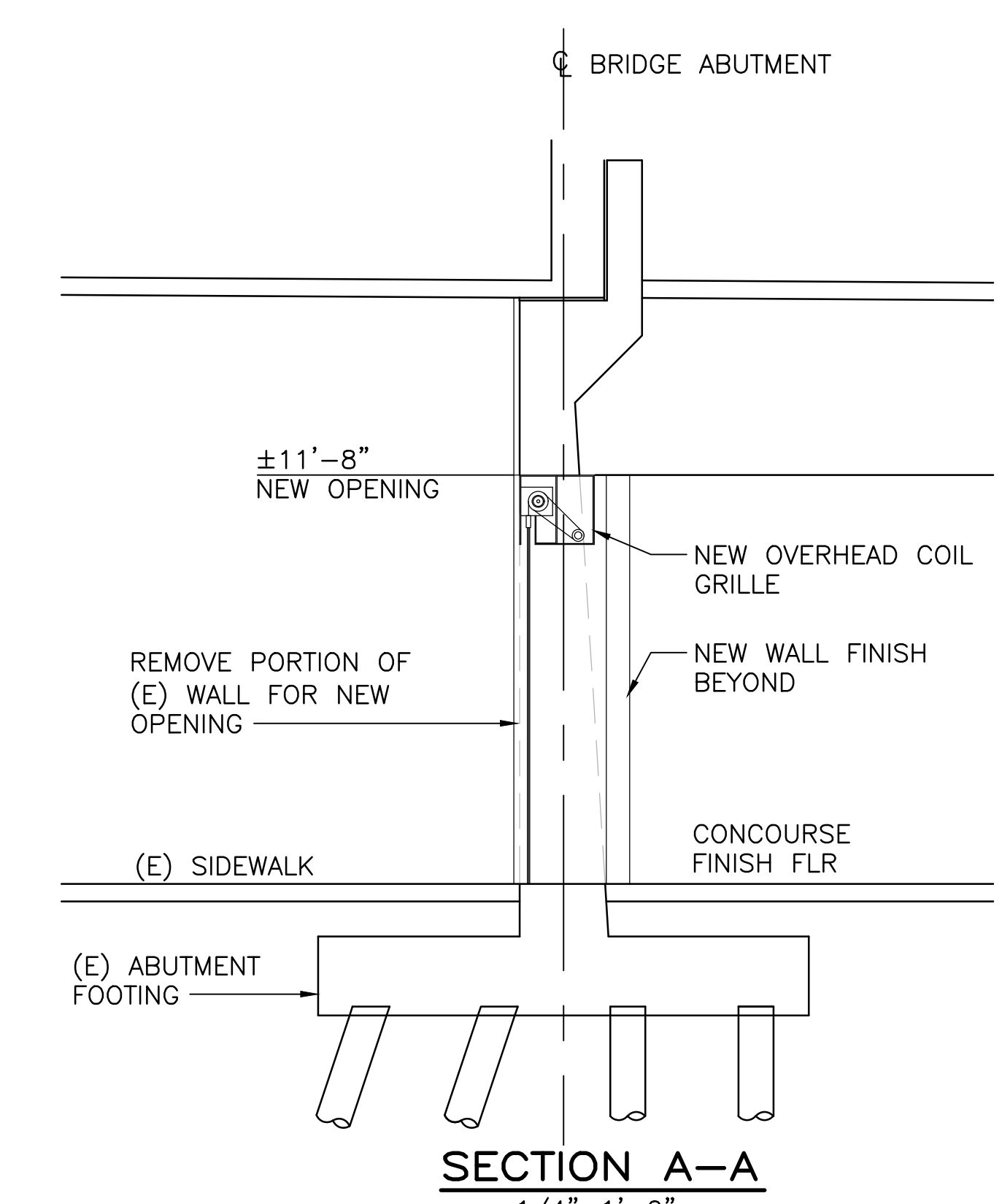
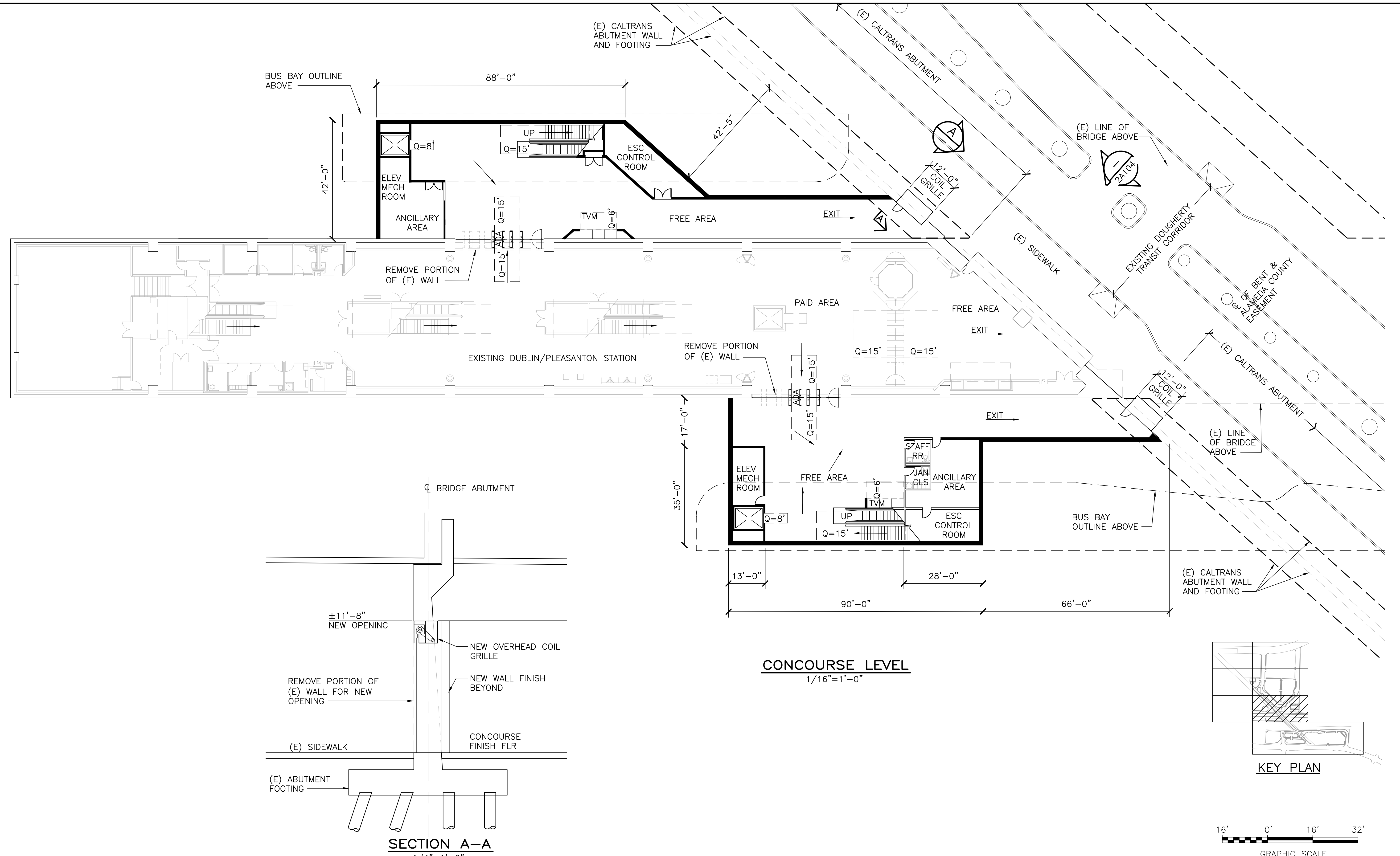

SUBMITTED _____ APPROVED _____

**BART TO LIVERMORE EXTENSION
ALTERNATIVE 3-EXPRESS BUS/BRT
DUBLIN/PLEASANTON STATION**

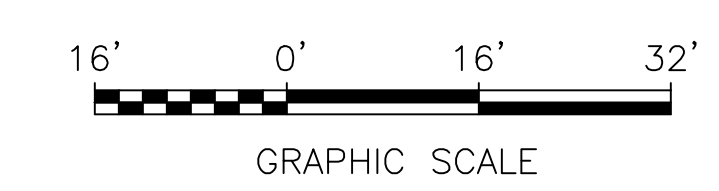
PLATFORM LEVEL PLAN

| | |
|--|------------------------|
| CADD FILENAME CADD08CT008-2A102.dwg | |
| SIZE: SCALE D 1/16"=1'-0" | |
| CONTRACT NO. 08CT008 | REV. 0 |
| CONTRACT SHEET NO. 2A102 | PAGE NO. 016 |

Jul 25, 2017 - 8:48am \\global\arup.com\americas\lobes\5-F\230000\237865-00\2_Client (AVA)\2-02_Received Files\2016-10-06_AVA_CADD_files\TEMP_CD_9-19-16_Changes_2017-07-24_LP_TRANSFER STATION BRT\CADD\BCT008-2A103.dwg



CONCOURSE LEVEL
1/16"=1'-0"



| REV. | DATE | BY | SUB | APP. | DESCRIPTION | REV. | DATE | BY | SUB | APP. | DESCRIPTION |
|------|----------|----|-----|------|-----------------------------|------|------|----|-----|------|-------------|
| 0 | 20160531 | | | | 10% PRELIMINARY ENGINEERING | | | | | | |

DESIGNED:
C. GUTERRES
 DRAWN:
C. GUTERRES
 CHECKED:
G. FITCHEN
 APPROVED:
R. BARLAAN
 DATE:
20160531

SAN FRANCISCO BAY AREA RAPID TRANSIT DISTRICT

Anil Verma Associates, Inc.
1970 Broadway, Suite 608 Oakland, CA 94612
Phone: (510) 834-4118 Fax: (510) 834-4121

Anil Verma Associates, Inc.
1970 Broadway, Suite 608 Oakland, CA 94612
Phone: (510) 834-4118 Fax: (510) 834-4121

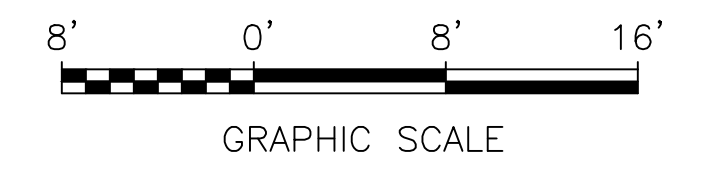
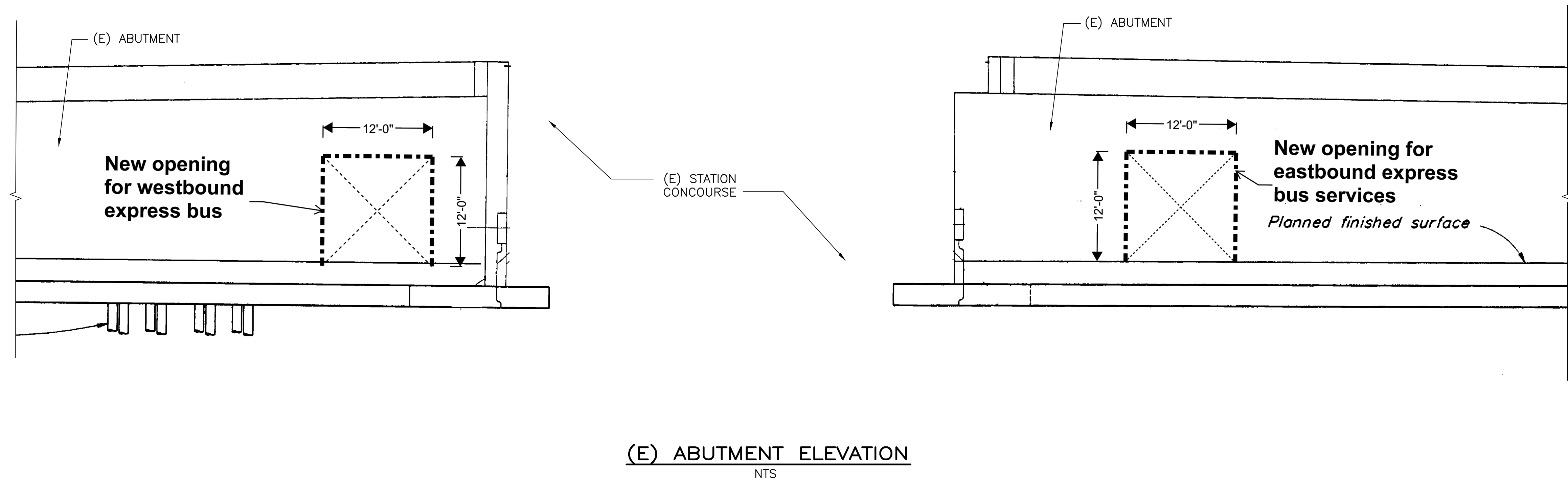
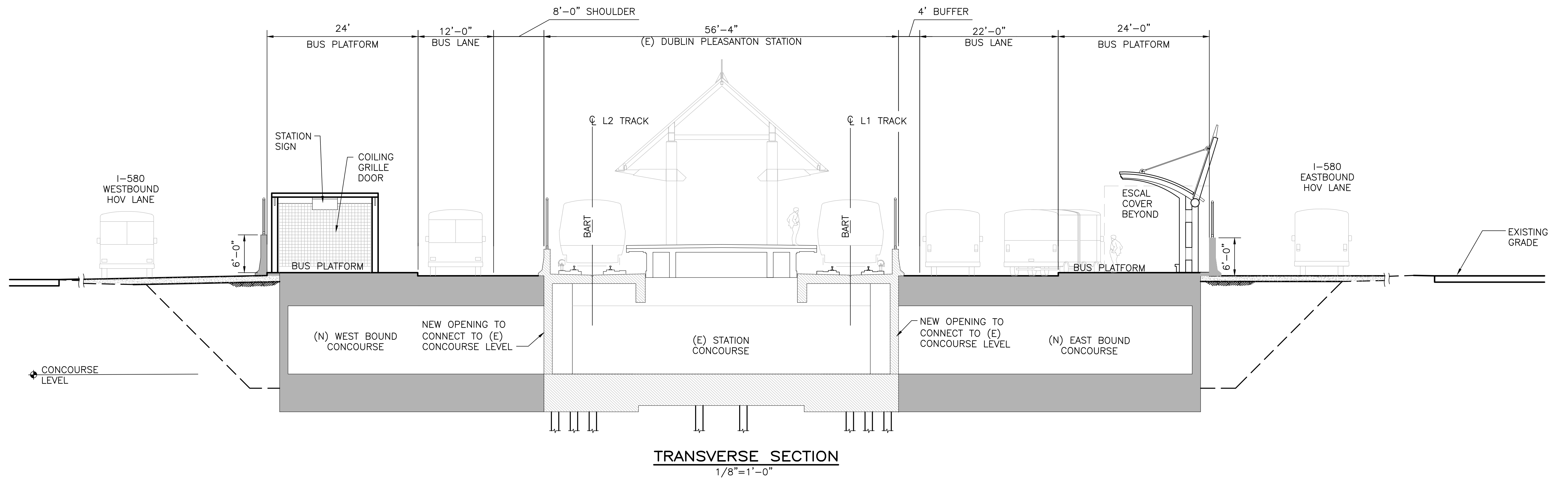
SUBMITTED _____ APPROVED _____

**BART TO LIVERMORE EXTENSION
ALTERNATIVE 3-EXPRESS BUS/BRT
DUBLIN/PLEASANTON STATION**

CONCOURSE LEVEL PLAN

| | |
|--|------------------------|
| CADD FILENAME CADD08CT008-2A103.dwg | |
| SIZE: SCALE D AS NOTED | |
| CONTRACT NO. 08CT008 | REV. 0 |
| CONTRACT SHEET NO. 2A103 | PAGE NO. 017 |

Jul 25, 2017 - 8:55am \\global\arup.com\americas\lobes\5-F\230000\237865-00\2 Client (AVA)\2-02 Received Files\2016-10-08 AVA_CADD_files\TEMP_CD_9-19-16\Changes_2017-07-24\DP_TRANSFER STATION BRT_CADD\BCT008-2A104.dwg



| REV. | DATE | BY | SUB | APP. | DESCRIPTION |
|------|----------|----|-----|------|-----------------------------|
| 0 | 20160531 | | | | 10% PRELIMINARY ENGINEERING |

| |
|--------------------------|
| DESIGNED: C. GUTERRES |
| DRAWN: C. GUTERRES |
| CHECKED: G. FITCHEN |
| APPROVED: R. BARLAAN |
| DATE: 20160531 |

SAN FRANCISCO BAY AREA RAPID TRANSIT DISTRICT

Anil Verma Associates, Inc.
1970 Broadway, Suite 608 Oakland, CA 94612
Phone: (510) 834-4118 Fax: (510) 834-4121

Anil Verma Associates, Inc.
1970 Broadway, Suite 608 Oakland, CA 94612
Phone: (510) 834-4118 Fax: (510) 834-4121

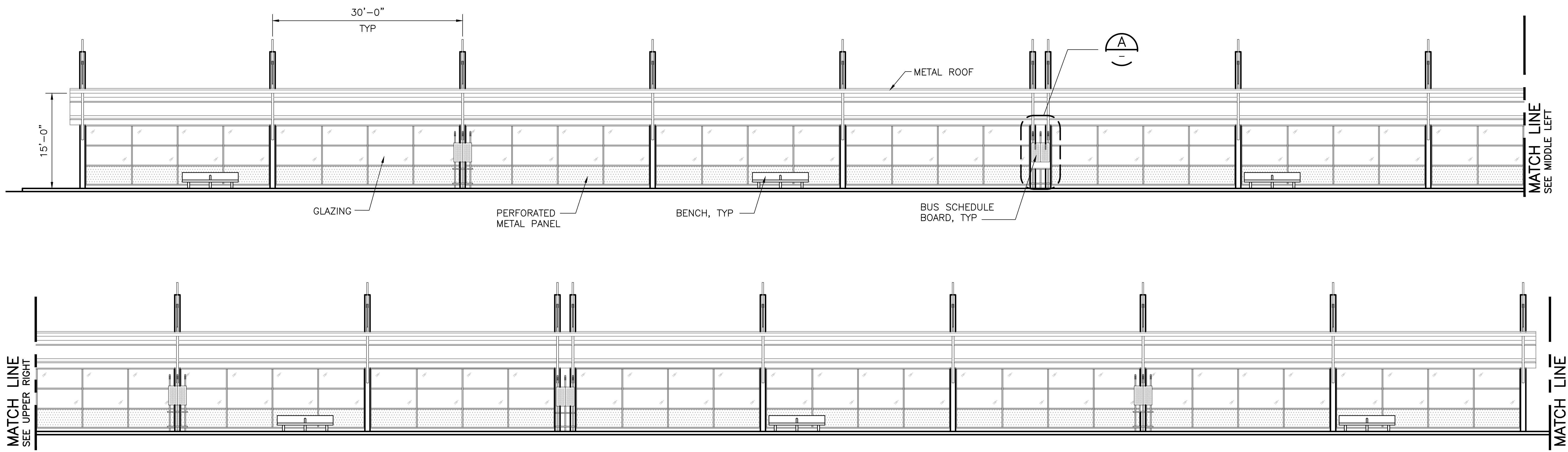
SUBMITTED _____ APPROVED _____

**BART TO LIVERMORE EXTENSION
ALTERNATIVE 3-EXPRESS BUS/BRT
DUBLIN/PLEASANTON STATION**

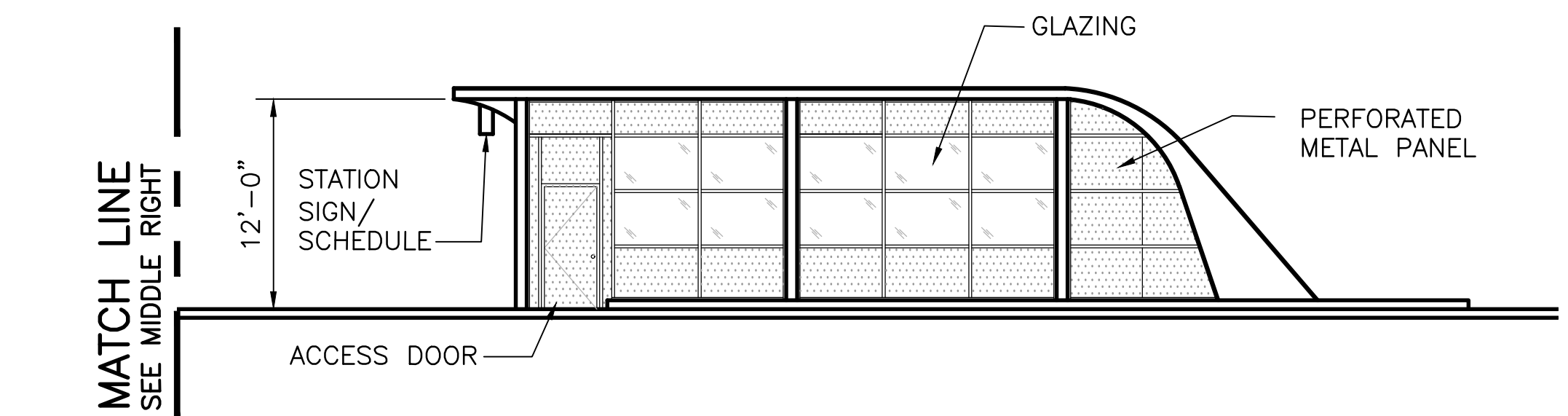
TRANSVERSE SECTION AND
(E) ABUTMENT ELEVATION

| |
|--|
| CADD FILENAME CADD08CT008-2A104.dwg |
| SIZE: SCALE D AS NOTED |
| CONTRACT NO. 08CT008 |
| CONTRACT SHEET NO. 2A104 |
| REV. 0 |
| PAGE NO. 018 |

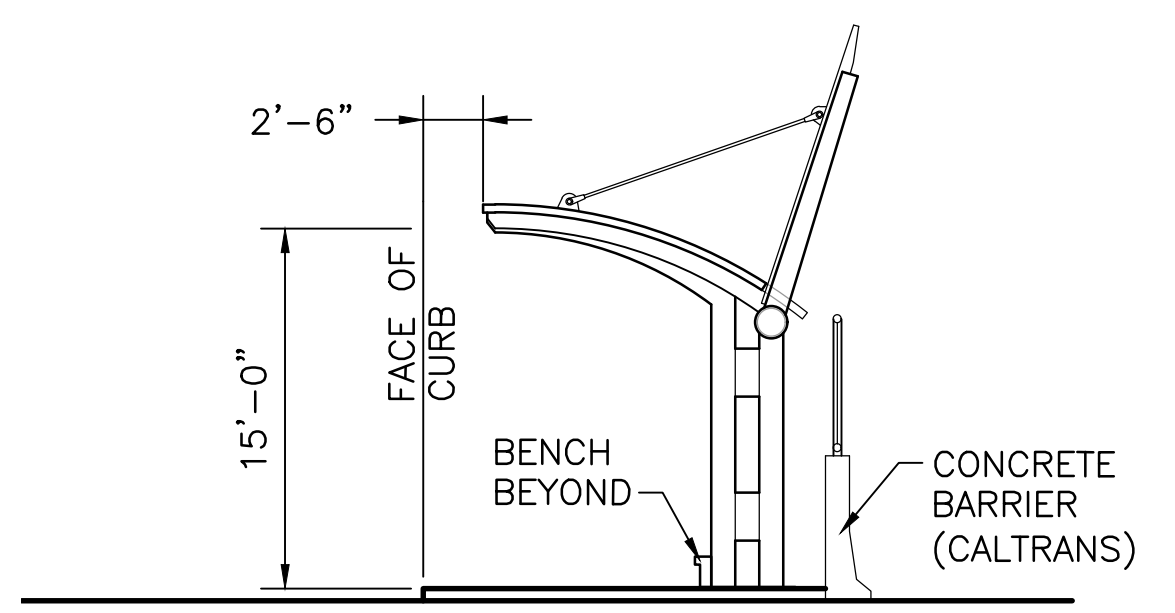
Jul 25, 2017 - 8:56am \\global\arup.com\americas\louis\louis\237865-00\2 Client (AVA)\2-02 Received Files\2016-10-06 AVA_CADD_files\TEMP_CD_9-19-16\Changes_2017-07-24\DP_TRANSFER STATION BRT\CADD\08CT008-2A105.dwg
 from: sudhousen



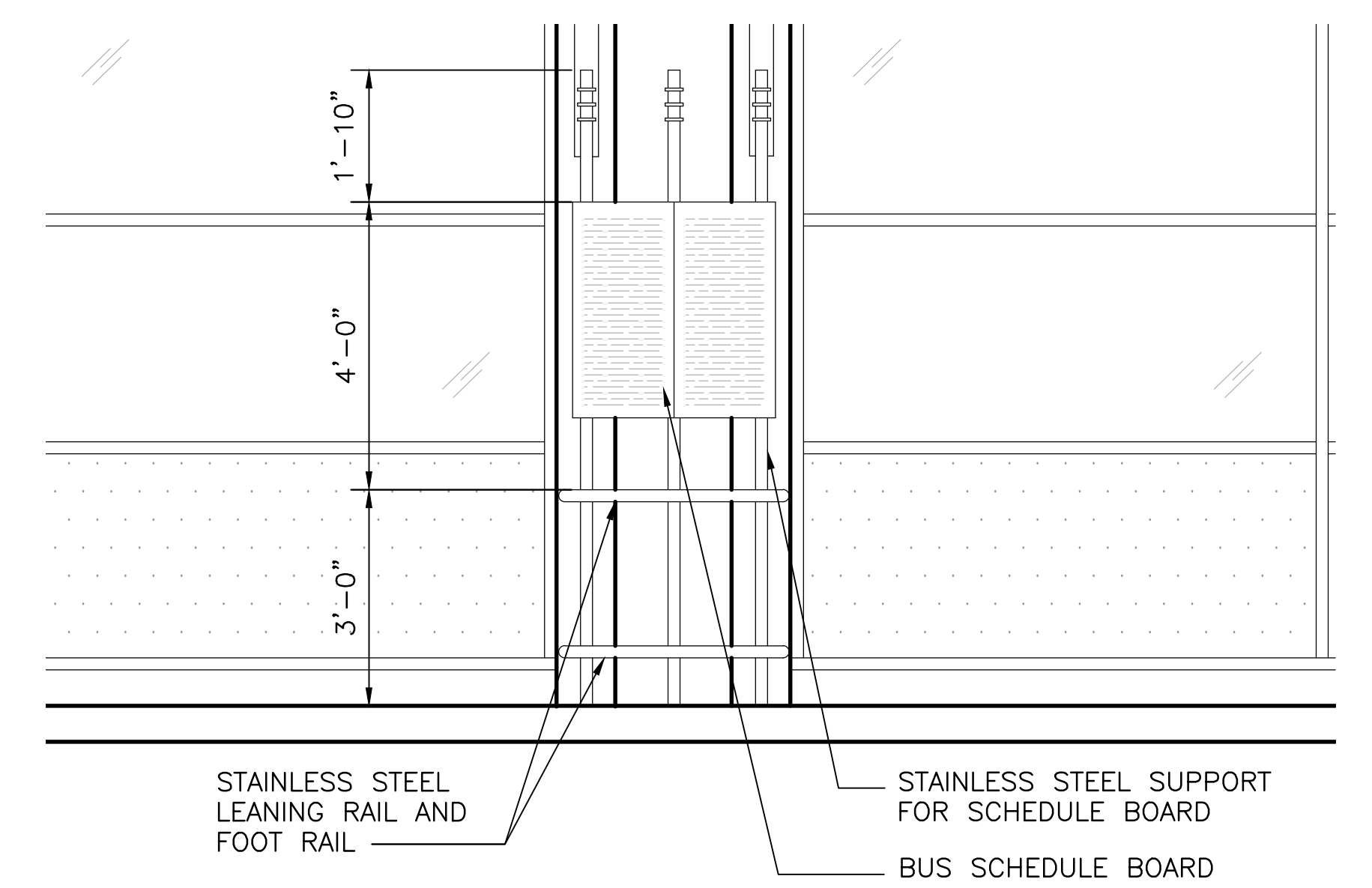
SOUTH ELEVATION
1/8"=1'-0"



SOUTH ELEVATION
1/8"=1'-0"



EAST ELEVATION
1/8"=1'-0"



SCHEDULE BOARD WITH LEANING RAIL
1/2"=1'-0"

| REV. | DATE | BY | SUB | APP. | DESCRIPTION | REV. | DATE | BY | SUB | APP. | DESCRIPTION |
|------|----------|----|-----|------|-----------------------------|------|------|----|-----|------|-------------|
| 0 | 20160531 | | | | 10% PRELIMINARY ENGINEERING | | | | | | |

DESIGNED:
C. GUTERRES
 DRAWN:
C. GUTERRES
 CHECKED:
G. FITCHEN
 APPROVED:
R. BARLAAN
 DATE:
20160531

SAN FRANCISCO BAY AREA RAPID TRANSIT DISTRICT

1970 Broadway, Suite 608
 Oakland, CA 94612
 Phone: (510) 834-4118 Fax: (510) 834-4121


1970 Broadway, Suite 608
 Oakland, CA 94612
 Phone: (510) 834-4118 Fax: (510) 834-4121

SUBMITTED _____ APPROVED _____

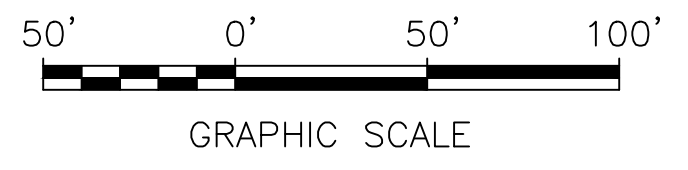
**BART TO LIVERMORE EXTENSION
 ALTERNATIVE 3-EXPRESS BUS/BRT
 DUBLIN/PLEASANTON STATION**

ELEVATIONS

| | |
|--|------------------------|
| CADD FILENAME CADD08CT008-2A105.dwg | |
| SIZE: SCALE D AS NOTED | |
| CONTRACT NO. 08CT008 | REV. 0 |
| CONTRACT SHEET NO. 2A105 | PAGE NO. 019 |



LAUGHLIN PARKING LAYOUT
1"=50'



Jul 25, 2017 - 8:42am \\global\arup.com\americas\jobs\5-F\230000\237865-00\2_Client (AVA)\2-02_Received Files\2016-10-08_AVA_CADD_files\TEMP_CD_9-19-16\Changes_2017-07-24_LP_TRANSFER STATION\BRT_CADD\BCT008-2A101A.dwg
 from: sudhousen

| REV. | DATE | BY | SUB | APP. | DESCRIPTION | REV. | DATE | BY | SUB | APP. | DESCRIPTION |
|------|----------|----|-----|------|-----------------------------|------|------|----|-----|------|-------------|
| 0 | 20160531 | | | | 10% PRELIMINARY ENGINEERING | | | | | | |

DESIGNED:
T. GARSHASEBI
 DRAWN:
T. GARSHASEBI
 CHECKED:
C. GUTERRES
 APPROVED:
R. BARLAAN
 DATE:
20160531


SAN FRANCISCO BAY AREA RAPID TRANSIT DISTRICT

| | |
|---|---|
| Anil Verma Associates, Inc. <small>1970 Broadway, Suite 608 Oakland, CA 94612 Phone: (510) 834-4118 Fax: (510) 834-4121</small> | Anil Verma Associates, Inc. <small>1970 Broadway, Suite 608 Oakland, CA 94612 Phone: (510) 834-4118 Fax: (510) 834-4121</small> |
| SUBMITTED _____ | APPROVED _____ |


**BART TO LIVERMORE EXTENSION
 ALTERNATIVE 3-EXPRESS BUS/BRT
 DUBLIN/PLEASANTON STATION**

 LAUGHLIN PARKING LAYOUT

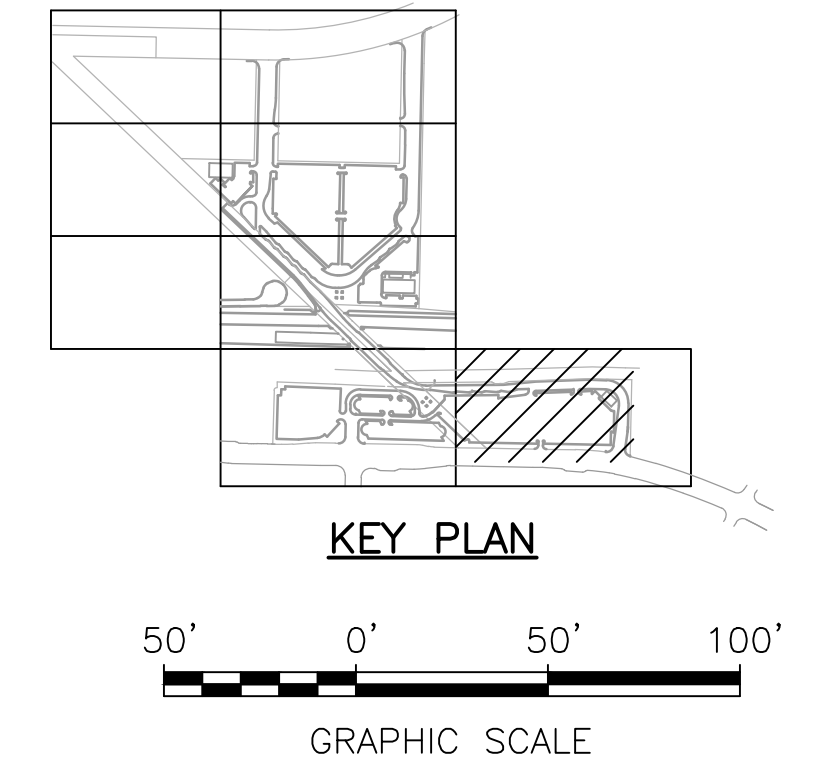
| | |
|--------------------------------------|------------------------|
| CADD FILENAME CADD08BCT008-2A101A | |
| SIZE: SCALE D 1"=50' | |
| CONTRACT NO. 08CT008 | REV. 0 |
| CONTRACT SHEET NO. 2A101A | PAGE NO. 020 |



Jul 25, 2017 - 8:43am \\globe\arup.com\americas\jobs\5-F\230000\237865-00\2 Client (AVA)\2-02 Received Files\2016-10-06 AVA_CADD_files\TEMP_CD_9-19-16\Changes_2017-07-24\DP_TRANSFER STATION BRT_CADD\BCT008-2A101B.dwg



REVISED SOUTH PARKING LAYOUT
1"=50'



| REV. | DATE | BY | SUB | APP. | DESCRIPTION | REV. | DATE | BY | SUB | APP. | DESCRIPTION |
|------|----------|----|-----|------|-----------------------------|------|------|----|-----|------|-------------|
| 0 | 20160531 | | | | 10% PRELIMINARY ENGINEERING | | | | | | |


DESIGNED:
C. GUTERRES
 DRAWN:
C. GUTERRES
 CHECKED:
G. FITCHEN
 APPROVED:
R. BARLAAN
 DATE:
20160531

SAN FRANCISCO BAY AREA RAPID TRANSIT DISTRICT

| | |
|---|---|
| Anil Verma Associates, Inc. <small>1970 Broadway, Suite 608 Oakland, CA 94612 Phone: (510) 834-4118 Fax: (510) 834-4121</small> | Anil Verma Associates, Inc. <small>1970 Broadway, Suite 608 Oakland, CA 94612 Phone: (510) 834-4118 Fax: (510) 834-4121</small> |
| SUBMITTED _____ | APPROVED _____ |

**BART TO LIVERMORE EXTENSION
 ALTERNATIVE 3-EXPRESS BUS/BRT
 DUBLIN/PLEASANTON STATION**
 REVISED SOUTH PARKING LAYOUT
 OPTION 1

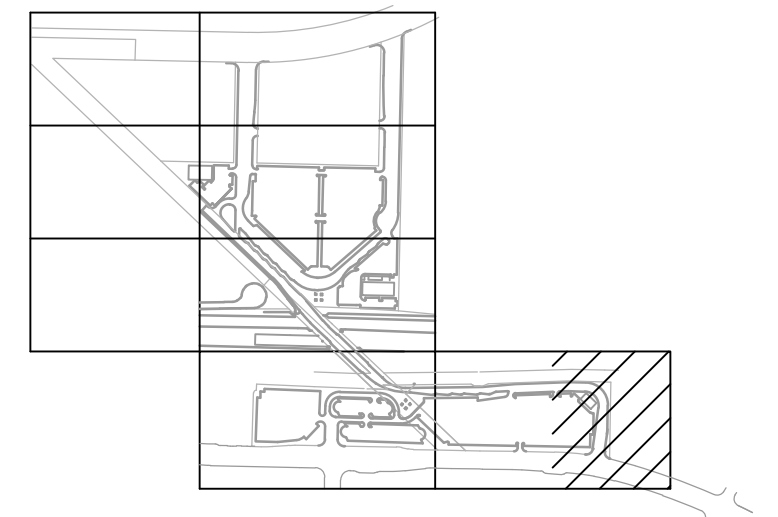
| | |
|---|------------------------|
| CADD FILENAME CADD08CT008-2A101B.dwg | |
| SIZE: SCALE D | 1"=50' |
| CONTRACT NO. 08CT008 | REV. 0 |
| CONTRACT SHEET NO. 2A101B | PAGE NO. 021 |



Jul 28, 2017 - 9:50am \\global.drup.com\americas\jobs\S-F\230000\237865-00\2 Client (AVA)\2-02 Received Files\2016-10-06 AIA CADD files\TEMP_CD_9-19-16\Changes 2017-07-24 DP TRANSFER STATION\BRT\CADD08CT008-2A101C.dwg
 eron.sudhausen



REVISED SOUTH PARKING LAYOUT
 1"=50'



KEY PLAN



GRAPHIC SCALE

| REV. | DATE | BY | SUB | APP. | DESCRIPTION | REV. | DATE | BY | SUB | APP. | DESCRIPTION |
|------|----------|----|-----|------|-----------------------------|------|------|----|-----|------|-------------|
| 0 | 20160531 | | | | 10% PRELIMINARY ENGINEERING | | | | | | |

DESIGNED:
 C. GUTERRES
 DRAWN:
 C. GUTERRES
 CHECKED:
 G. FITCHEN
 APPROVED:
 R. BARLAAN
 DATE:
 20160531

SAN FRANCISCO BAY AREA RAPID TRANSIT DISTRICT

Anil Verma Associates, Inc.
1970 Broadway, Suite 1600 Oakland, CA 94612
 Phone: (510) 834-4118 Fax: (510) 834-4121

Anil Verma Associates, Inc.
1970 Broadway, Suite 1600 Oakland, CA 94612
 Phone: (510) 834-4118 Fax: (510) 834-4121

SUBMITTED _____ APPROVED _____

**BART TO LIVERMORE EXTENSION
 ALTERNATIVE 3-EXPRESS BUS/BRT
 DUBLIN/PLEASANTON STATION**
 REVISED SOUTH PARKING LAYOUT
 OPTION 2

| | |
|---|------------------------|
| CADD FILENAME CADD08CT008-2A101C.dwg | |
| SIZE: SCALE D | 1"=50' |
| CONTRACT NO. 08CT008 | REV. 0 |
| CONTRACT SHEET NO. 2A101C | PAGE NO. 022 |

SAN FRANCISCO BAY AREA RAPID TRANSIT DISTRICT



**BART TO LIVERMORE EXTENSION
REFERENCE DRAWINGS
EXISTING UTILITY MAP**

CONTRACT DRAWINGS

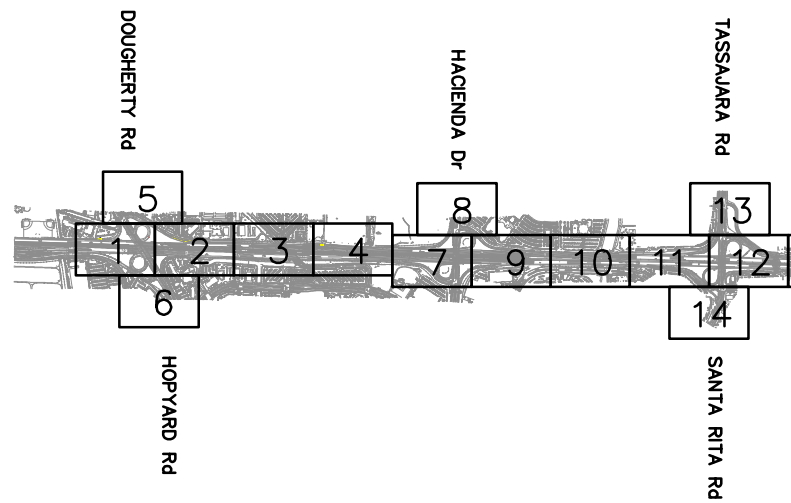
FUNDING AGENCIES / PARTNERS:

CITY OF LIVERMORE
CITY OF DUBLIN
CITY OF PLEASANTON
ALAMEDA COUNTY
CALTRANS
LAVTA
MTC
ACTC
SAN JOAQUIN RTD
ALTAMONT CORRIDOR EXPRESS

10% PRELIMINARY ENGINEERING

CONTRACT NO. 08CT008

DATE: 31 JULY 2017





F:\CCO_Client\BART\A47-100 Livermore Conceptual Engineering for EIR\CAD\Layout-Index.dwg 01.08.2016 8:22am By: philip

| REV. | DATE | BY | SUB | APP. | DESCRIPTION | REV. | DATE | BY | SUB | APP. | DESCRIPTION |
|------|----------|----|-----|------|-------------------------|------|------|----|-----|------|-------------|
| A | 20151026 | | | | PRELIMINARY ENGINEERING | | | | | | |

DESIGNED:
P. CHEUNG
DRAWN:
P. CHEUNG
CHECKED:
M. JOHNSON
APPROVED:
T. WINTCH
DATE:
20151019

SAN FRANCISCO BAY AREA RAPID TRANSIT DISTRICT

| | |
|--|--|
|  <p>QUINCY ENGINEERING, INC 2950 Buskirk Avenue, Ste 122 Walnut Creek, CA 94597</p> |  <p>Anil Verma Associates, Inc. 1970 Broadway, Suite 668 Oakland, CA 94612 Phone: (510) 834-4118 Fax: (510) 834-4121</p> |
|--|--|

SUBMITTED _____ APPROVED _____

**BLX
BART TO LIVERMORE EXTENSION**

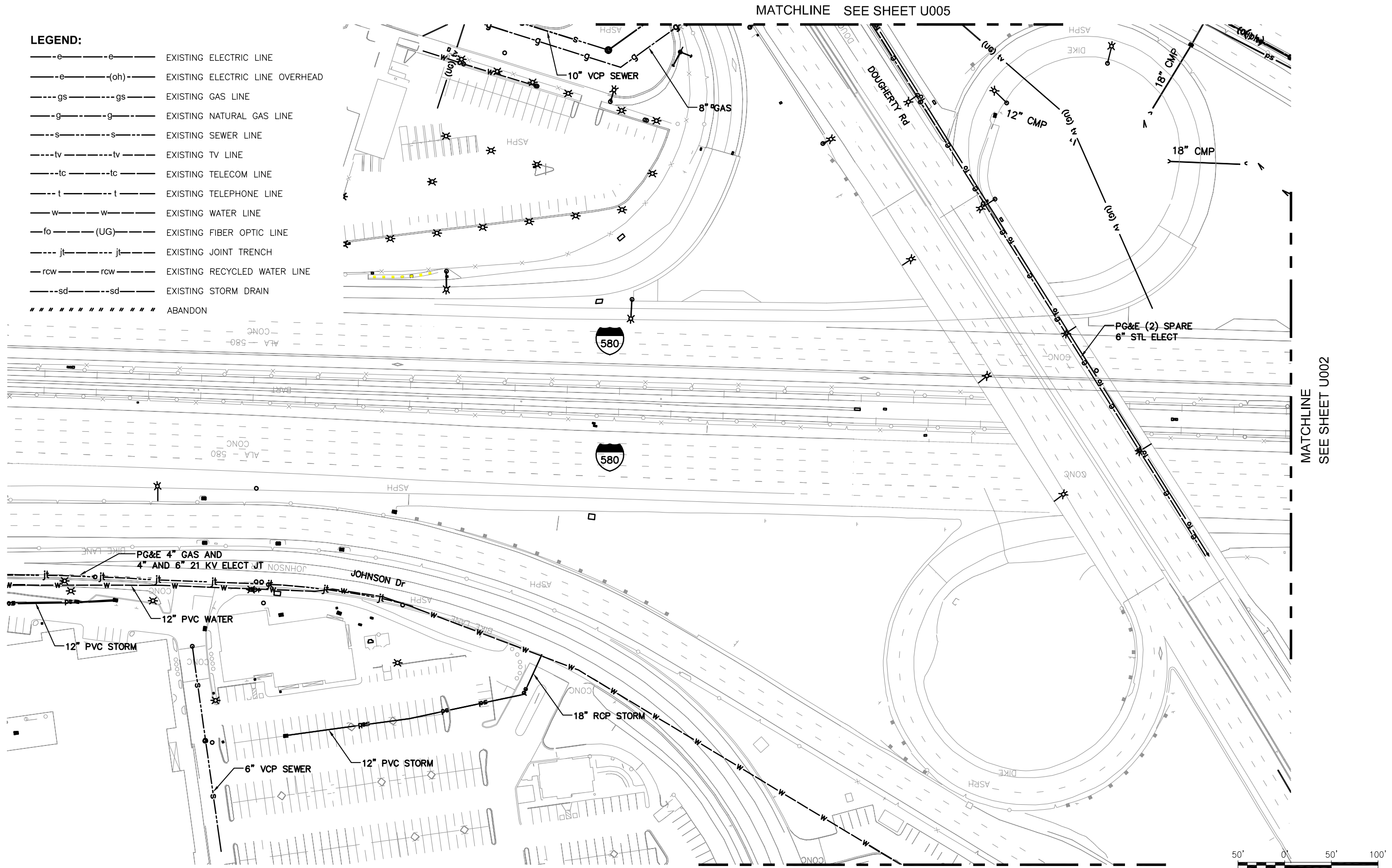
EXISTING UTILITY MAP
00 of 49

| | |
|-----------------------------------|------------------------|
| CADD FILENAME Layout-Index.dwg | |
| SIZE: SCALE D 1" = 50' | |
| CONTRACT NO. 08CT008 | REV. A |
| CONTRACT SHEET NO. U000 | PAGE NO. 000 |



LEGEND:

- e—e—e— EXISTING ELECTRIC LINE
- e—(oh)— EXISTING ELECTRIC LINE OVERHEAD
- gs---gs--- EXISTING GAS LINE
- g—g—g— EXISTING NATURAL GAS LINE
- s---s--- EXISTING SEWER LINE
- tv---tv--- EXISTING TV LINE
- tc---tc--- EXISTING TELECOM LINE
- t---t--- EXISTING TELEPHONE LINE
- w—w—w— EXISTING WATER LINE
- fo—(UG)— EXISTING FIBER OPTIC LINE
- jt---jt--- EXISTING JOINT TRENCH
- rcw—rcw— EXISTING RECYCLED WATER LINE
- sd---sd--- EXISTING STORM DRAIN
- ////////// ABANDON



MATCHLINE SEE SHEET U005

MATCHLINE SEE SHEET U002

MATCHLINE SEE SHEET U006




GRAPHIC SCALE

F:\CCO_Client\BART\A47-100 Livermore Conceptual Engineering for EIR\CAD\Layout-01.dwg 12/22/2015 2:20pm By: philip


| REV. | DATE | BY | SUB | APP. | DESCRIPTION | REV. | DATE | BY | SUB | APP. | DESCRIPTION |
|------|----------|----|-----|------|-------------------------|------|------|----|-----|------|-------------|
| A | 20151026 | | | | PRELIMINARY ENGINEERING | | | | | | |

DESIGNED:
P. CHEUNG
DRAWN:
P. CHEUNG
CHECKED:
M. JOHNSON
APPROVED:
T. WINTCH
DATE:
20151019

SAN FRANCISCO BAY AREA RAPID TRANSIT DISTRICT



QUINCY ENGINEERING, INC
2950 Buskirk Avenue, Ste 122
Walnut Creek, CA 94597



Anil Verma Associates, Inc.
1970 Broadway, Suite 668 Oakland, CA 94612
Phone: (510) 834-4118 Fax: (510) 834-4121

SUBMITTED _____ APPROVED _____

**BLX
BART TO LIVERMORE EXTENSION**

EXISTING UTILITY MAP
01 of 49

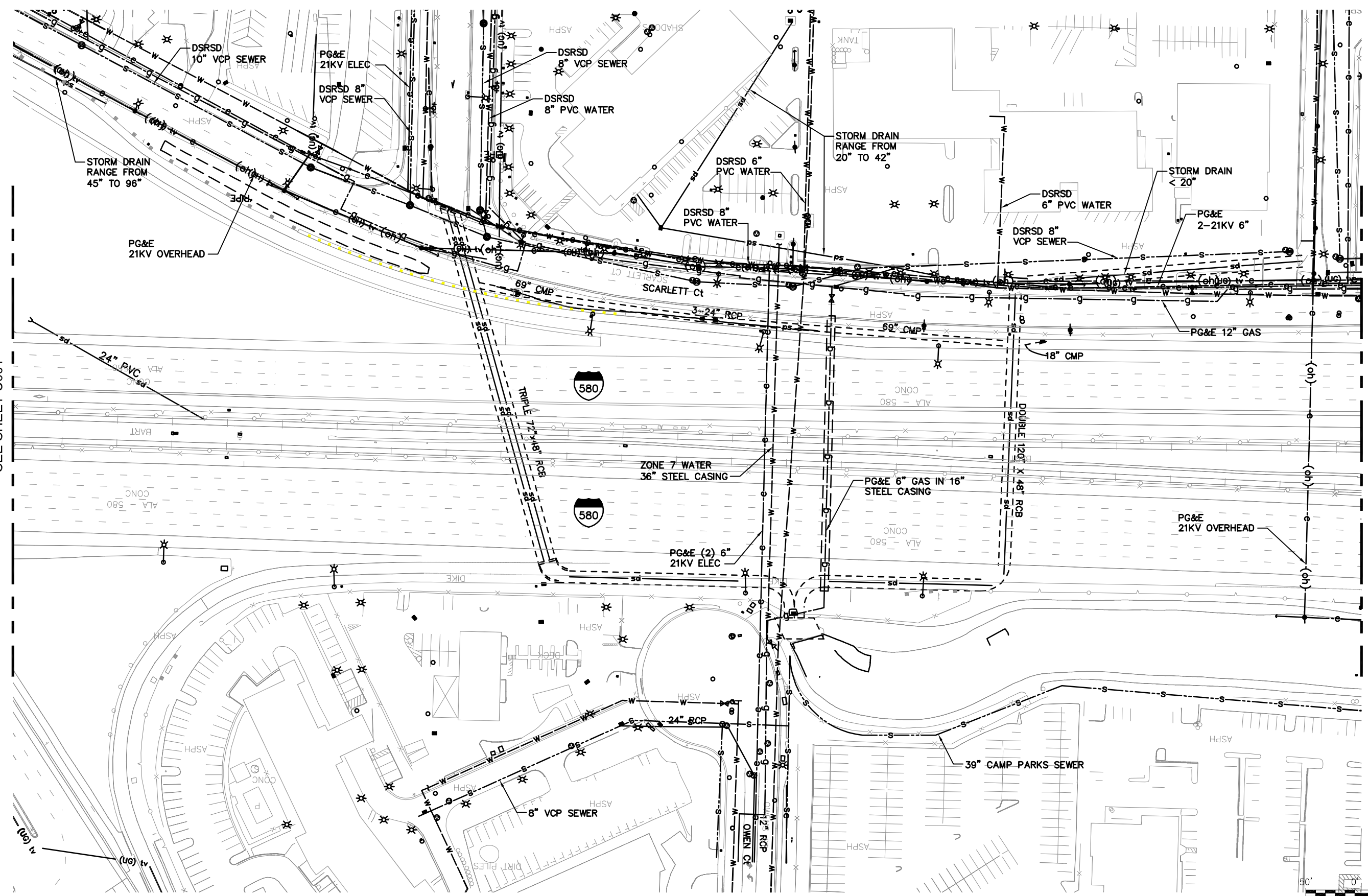
| | |
|-----------------------------------|------------------------|
| CADD FILENAME Layout-01.dwg | REV. |
| SIZE: SCALE D 1" = 50' | A |
| CONTRACT NO. 08CT008 | PAGE NO. 001 |
| CONTRACT SHEET NO. U001 | |

F:\CCO_Client\BART\A47-100 Livermore Conceptual Engineering for EIR\CAD\Layout-02.dwg 12/22/2015 2:20pm By: philip



MATCHLINE
SEE SHEET U001

MATCHLINE
SEE SHEET U003



GRAPHIC SCALE

| REV. | DATE | BY | SUB | APP. | DESCRIPTION | REV. | DATE | BY | SUB | APP. | DESCRIPTION |
|------|----------|----|-----|------|-------------------------|------|------|----|-----|------|-------------|
| A | 20151026 | | | | PRELIMINARY ENGINEERING | | | | | | |

DESIGNED:
P. CHEUNG
DRAWN:
P. CHEUNG
CHECKED:
M. JOHNSON
APPROVED:
T. WINTCH
DATE:
20151019

SAN FRANCISCO BAY AREA RAPID TRANSIT DISTRICT

QUINCY ENGINEERING, INC
2950 Buskirk Avenue, Ste 122
Walnut Creek, CA 94597

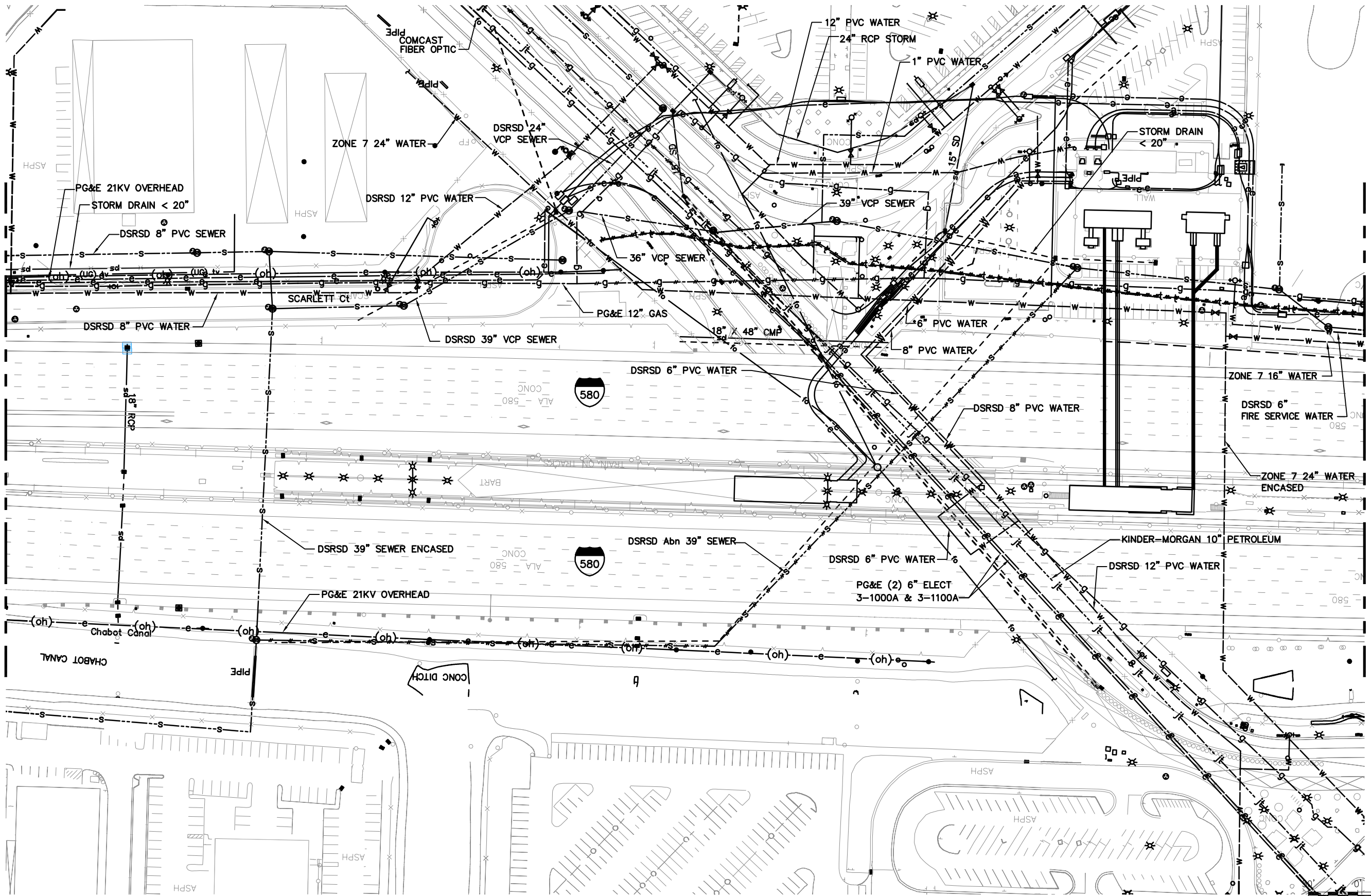
Anil Verma Associates, Inc.
1970 Broadway, Suite 668 Oakland, CA 94612
Phone: (510) 834-4118 Fax: (510) 834-4121

SUBMITTED _____ APPROVED _____

**BLX
BART TO LIVERMORE EXTENSION**


EXISTING UTILITY MAP
02 of 49

| | |
|-----------------------------------|------------------------|
| CADD FILENAME Layout-02.dwg | |
| SIZE: SCALE D 1" = 50' | |
| CONTRACT NO. 08CT008 | REV. A |
| CONTRACT SHEET NO. U002 | PAGE NO. 002 |



MATCHLINE
SEE SHEET U002

MATCHLINE
SEE SHEET U004





| | |
|-----------------------------------|------------------------|
| GRAPHIC SCALE | |
| CADD FILENAME Layout-03.dwg | |
| SIZE: SCALE D 1" = 50' | |
| CONTRACT NO. 08CT008 | REV. A |
| CONTRACT SHEET NO. U003 | PAGE NO. 003 |

F:\CCO_Client\BART\A47-100_Livermore_Conceptual_Engineering_for_EIR\CAD_Layout-03.dwg 12/22/2015 4:14pm By: philip

| REV. | DATE | BY | SUB | APP. | DESCRIPTION |
|------|----------|----|-----|------|-------------------------|
| A | 20151026 | | | | PRELIMINARY ENGINEERING |

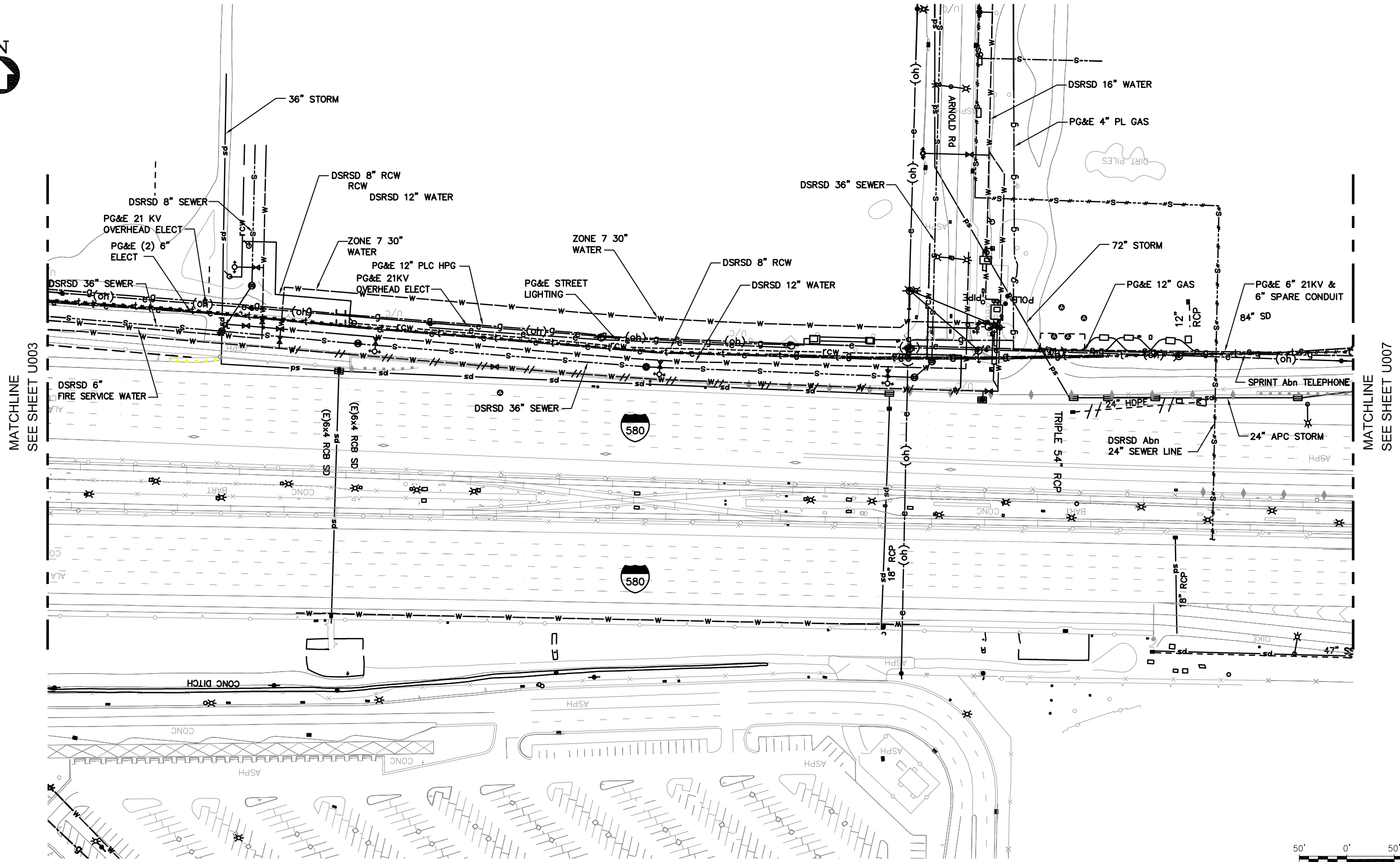
DESIGNED:
P. CHEUNG
DRAWN:
P. CHEUNG
CHECKED:
M. JOHNSON
APPROVED:
T. WINTCH
DATE:
20151019

SAN FRANCISCO BAY AREA RAPID TRANSIT DISTRICT

| | |
|--|--|
|  <p>QUINCY ENGINEERING, INC 2950 Buskirk Avenue, Ste 122 Walnut Creek, CA 94597</p> |  <p>Anil Verma Associates, Inc. 1970 Broadway, Suite 668 Oakland, CA 94612 Phone: (510) 834-4118 Fax: (510) 834-4121</p> |
| SUBMITTED _____ | APPROVED _____ |

**BLX
BART TO LIVERMORE EXTENSION**

EXISTING UTILITY MAP
03 of 49



MATCHLINE
SEE SHEET U003

MATCHLINE
SEE SHEET U007



GRAPHIC SCALE

F:\CCO_Client\BART\A47-100_Livermore_Conceptual_Engineering_for_EIR\CAD_Layout-04.dwg 12/22/2015 4:15pm By: philip

| REV. | DATE | BY | SUB | APP. | DESCRIPTION | REV. | DATE | BY | SUB | APP. | DESCRIPTION |
|------|----------|----|-----|------|-------------------------|------|------|----|-----|------|-------------|
| A | 20151026 | | | | PRELIMINARY ENGINEERING | | | | | | |

DESIGNED:
P. CHEUNG
DRAWN:
P. CHEUNG
CHECKED:
M. JOHNSON
APPROVED:
T. WINTCH
DATE:
20151019

SAN FRANCISCO BAY AREA RAPID TRANSIT DISTRICT

QUINCY ENGINEERING, INC
2950 Buskirk Avenue, Ste 122
Walnut Creek, CA 94597

SUBMITTED _____

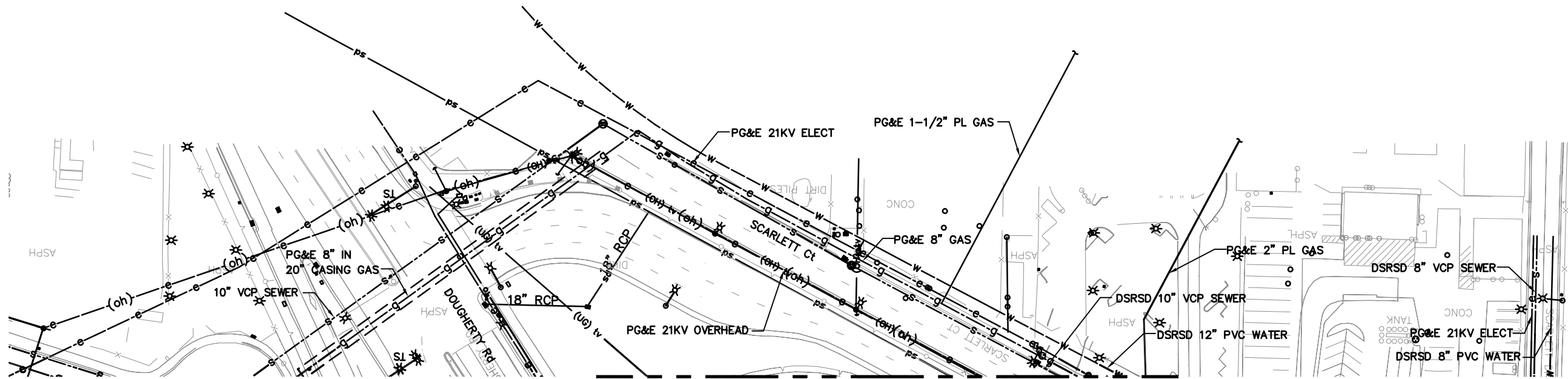
Anil Verma Associates, Inc.
1970 Broadway, Suite 668 Oakland, CA 94612
Phone: (510) 834-4118 Fax: (510) 834-4121

APPROVED _____

**BLX
BART TO LIVERMORE EXTENSION**

EXISTING UTILITY MAP
04 of 49

| | |
|-----------------------------------|------------------------|
| CADD FILENAME Layout-04.dwg | |
| SIZE: SCALE D 1" = 50' | |
| CONTRACT NO. 08CT008 | REV. A |
| CONTRACT SHEET NO. U004 | PAGE NO. 004 |



MATCHLINE
SEE SHEET U001





GRAPHIC SCALE

F:\CCO_Client\BART\A47-100 Livermore Conceptual Engineering for EIR\CAD\Layout-05.dwg 12/22/2015 2:22pm By: philip

| REV. | DATE | BY | SUB | APP. | DESCRIPTION |
|------|----------|----|-----|------|-------------------------|
| A | 20151026 | | | | PRELIMINARY ENGINEERING |

DESIGNED:
P. CHEUNG
DRAWN:
P. CHEUNG
CHECKED:
M. JOHNSON
APPROVED:
T. WINTCH
DATE:
20151019

SAN FRANCISCO BAY AREA RAPID TRANSIT DISTRICT

| | |
|--|--|
|  <p>QUINCY ENGINEERING, INC 2950 Buskirk Avenue, Ste 122 Walnut Creek, CA 94597</p> |  <p>Anil Verma Associates, Inc. 1970 Broadway, Suite 668 Oakland, CA 94612 Phone: (510) 834-4118 Fax: (510) 834-4121</p> |
| SUBMITTED _____ | APPROVED _____ |

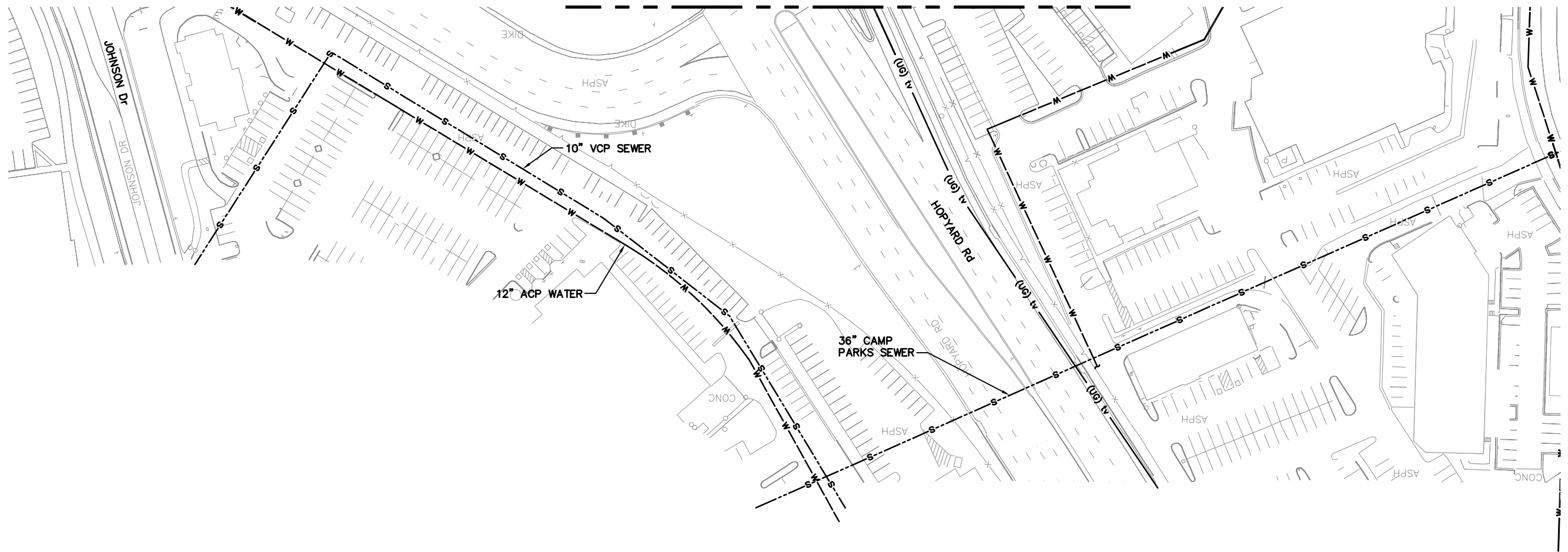
**BLX
BART TO LIVERMORE EXTENSION**

EXISTING UTILITY MAP
05 of 49

| | |
|-----------------------------------|------------------------|
| CADD FILENAME Layout-05.dwg | |
| SIZE: SCALE D 1" = 50' | |
| CONTRACT NO. 08CT008 | REV. A |
| CONTRACT SHEET NO. U005 | PAGE NO. 005 |



MATCHLINE
SEE SHEET U001





GRAPHIC SCALE

F:\CCO_Client\BART\A47-100_Livermore_Conceptual_Engineering_for_EIR\CAD/Layout-06.dwg 12/22/2015 2:22pm By: philip

| REV. | DATE | BY | SUB | APP. | DESCRIPTION |
|------|----------|----|-----|------|-------------------------|
| A | 20151026 | | | | PRELIMINARY ENGINEERING |

DESIGNED:
P. CHEUNG
DRAWN:
P. CHEUNG
CHECKED:
M. JOHNSON
APPROVED:
T. WINTCH
DATE:
20151019

SAN FRANCISCO BAY AREA RAPID TRANSIT DISTRICT

| | |
|--|--|
|  <p>QUINCY ENGINEERING, INC 2950 Buskirk Avenue, Ste 122 Walnut Creek, CA 94597</p> |  <p>Anil Verma Associates, Inc. 1970 Broadway, Suite 668 Oakland, CA 94612 Phone: (510) 834-4118 Fax: (510) 834-4121</p> |
| SUBMITTED _____ | APPROVED _____ |

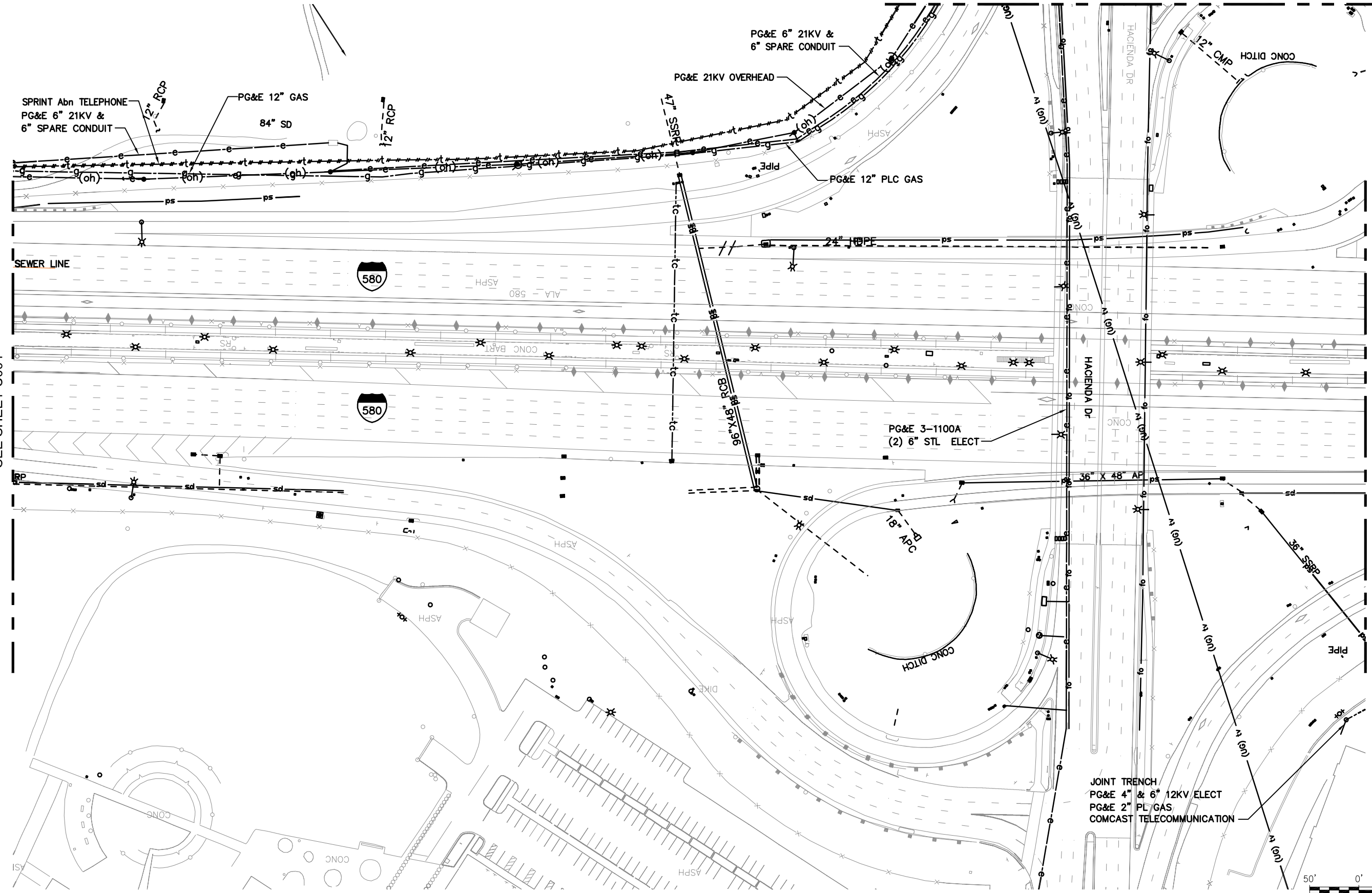
**BLX
BART TO LIVERMORE EXTENSION**

EXISTING UTILITY MAP
06 of 49

| | |
|-----------------------------------|------------------------|
| CADD FILENAME Layout-06.dwg | |
| SIZE: SCALE D 1" = 50' | |
| CONTRACT NO. 08CT008 | REV. A |
| CONTRACT SHEET NO. U006 | PAGE NO. 006 |



MATCHLINE SEE SHEET U008



MATCHLINE
SEE SHEET U004

MATCHLINE
SEE SHEET U009

JOINT TRENCH
PG&E 4" & 6" 12KV ELECT
PG&E 2" PL GAS
COMCAST TELECOMMUNICATION



GRAPHIC SCALE

F:\CCO_Client\BART\A47-100_Livermore_Conceptual_Engineering_for_EIR\CAD_Layout=07.dwg 12/22/2015 2:23pm By: philip

| REV. | DATE | BY | SUB | APP. | DESCRIPTION | REV. | DATE | BY | SUB | APP. | DESCRIPTION |
|------|----------|----|-----|------|-------------------------|------|------|----|-----|------|-------------|
| A | 20151026 | | | | PRELIMINARY ENGINEERING | | | | | | |

DESIGNED:
P. CHEUNG
DRAWN:
P. CHEUNG
CHECKED:
M. JOHNSON
APPROVED:
T. WINTCH
DATE:
20151019

SAN FRANCISCO BAY AREA RAPID TRANSIT DISTRICT

QUINCY ENGINEERING, INC
2950 Buskirk Avenue, Ste 122
Walnut Creek, CA 94597

SUBMITTED _____

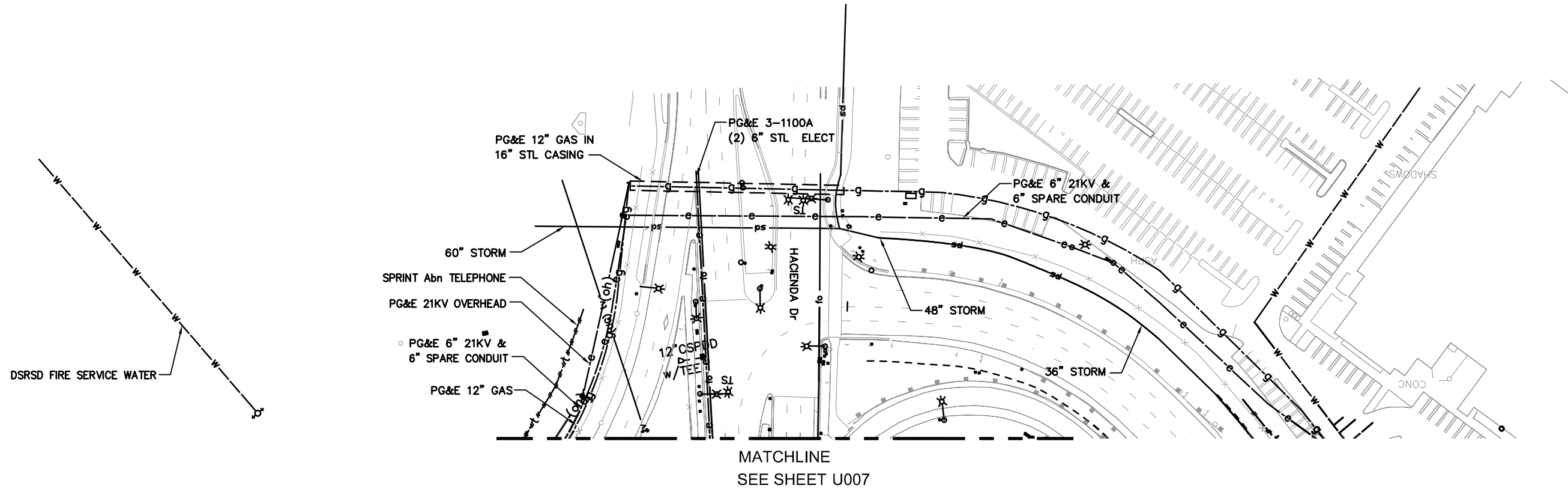
Anil Verma Associates, Inc.
1970 Broadway, Suite 668 Oakland, CA 94612
Phone: (510) 834-4118 Fax: (510) 834-4121

APPROVED _____

**BLX
BART TO LIVERMORE EXTENSION**

EXISTING UTILITY MAP
07 of 49

| | | |
|--------------------------------|------------------------|------|
| CADD FILENAME Layout-07.dwg | | REV. |
| SIZE: SCALE D 1" = 50' | | A |
| CONTRACT NO. 08CT008 | PAGE NO. 007 | |





GRAPHIC SCALE

F:\CCO_Client\BART\A47-100 Livermore Conceptual Engineering for EIR\CAD\Layout-08.dwg 12/22/2015 4:18pm By: philip

| REV. | DATE | BY | SUB | APP. | DESCRIPTION |
|------|----------|----|-----|------|-------------------------|
| A | 20151026 | | | | PRELIMINARY ENGINEERING |

DESIGNED:
P. CHEUNG
DRAWN:
P. CHEUNG
CHECKED:
M. JOHNSON
APPROVED:
T. WINTCH
DATE:
20151019

SAN FRANCISCO BAY AREA RAPID TRANSIT DISTRICT

| | |
|--|--|
|  <p>QUINCY ENGINEERING, INC 2950 Buskirk Avenue, Ste 122 Walnut Creek, CA 94597</p> |  <p>Anil Verma Associates, Inc. 1970 Broadway, Suite 668 Oakland, CA 94612 Phone: (510) 834-4118 Fax: (510) 834-4121</p> |
| SUBMITTED _____ | APPROVED _____ |

**BLX
BART TO LIVERMORE EXTENSION**

EXISTING UTILITY MAP
08 of 49

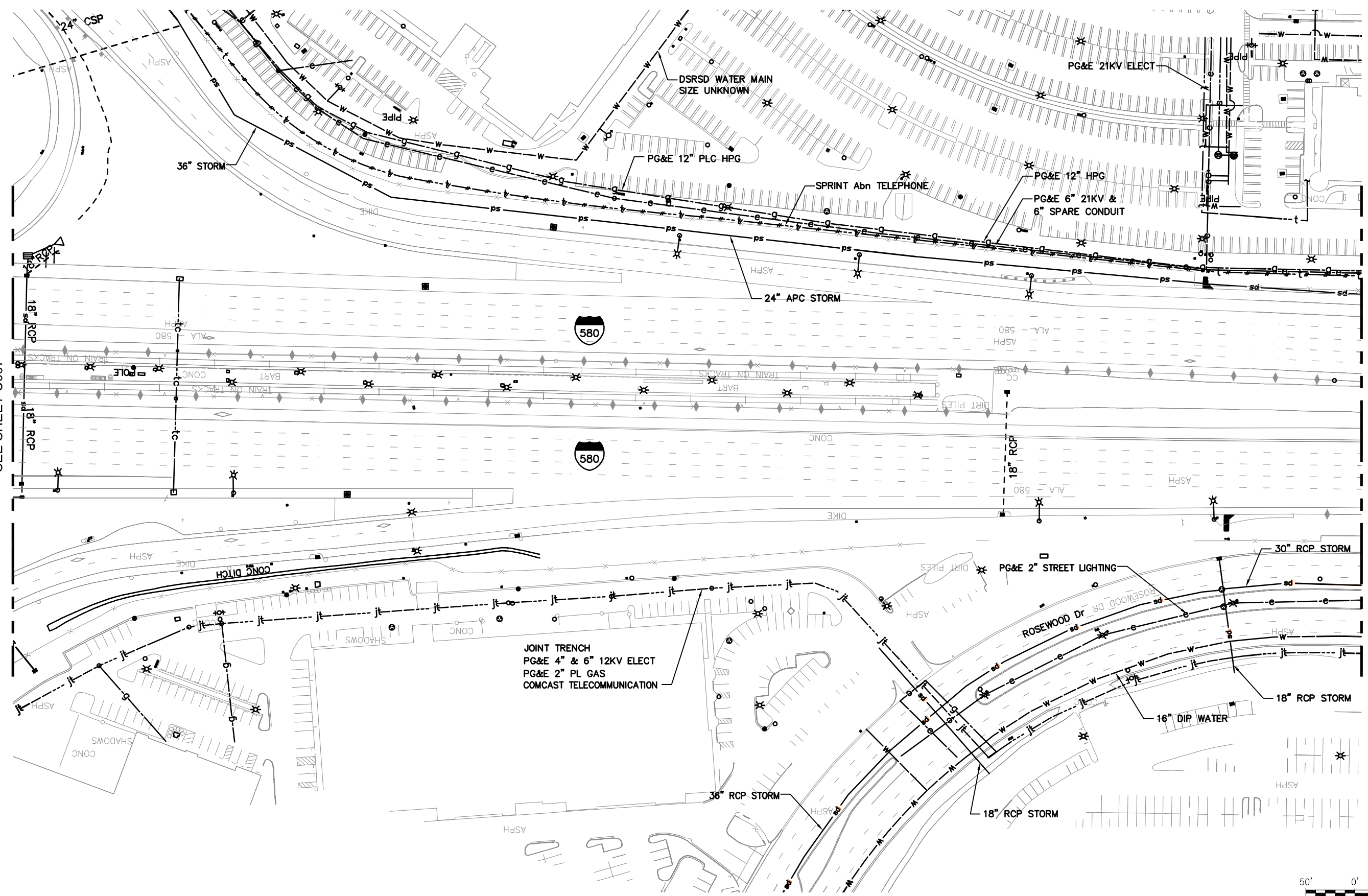
| | |
|-----------------------------------|------------------------|
| CADD FILENAME Layout-08.dwg | |
| SIZE: SCALE D 1" = 50' | |
| CONTRACT NO. 08CT008 | REV. A |
| CONTRACT SHEET NO. U008 | PAGE NO. 008 |

F:\CCO_Client\BART\A47-100 Livermore Conceptual Engineering for EIR\CAD_Layout-09.dwg 12/22/2015 4:18pm By: philip



MATCHLINE
SEE SHEET U007

MATCHLINE
SEE SHEET U010



JOINT TRENCH
PG&E 4" & 6" 12KV ELECT
PG&E 2" PL GAS
COMCAST TELECOMMUNICATION



GRAPHIC SCALE

| REV. | DATE | BY | SUB | APP. | DESCRIPTION | REV. | DATE | BY | SUB | APP. | DESCRIPTION |
|------|----------|----|-----|------|-------------------------|------|------|----|-----|------|-------------|
| A | 20151026 | | | | PRELIMINARY ENGINEERING | | | | | | |

DESIGNED:
P. CHEUNG
DRAWN:
P. CHEUNG
CHECKED:
M. JOHNSON
APPROVED:
T. WINTCH
DATE:
20151019

SAN FRANCISCO BAY AREA RAPID TRANSIT DISTRICT

| | |
|--|--|
| <p>QUINCY ENGINEERING, INC 2950 Buskirk Avenue, Ste 122 Walnut Creek, CA 94597</p> | <p>Anil Verma Associates, Inc. 1970 Broadway, Suite 668 Oakland, CA 94612 Phone: (510) 834-4118 Fax: (510) 834-4121</p> |
| SUBMITTED _____ | APPROVED _____ |

**BLX
BART TO LIVERMORE EXTENSION**

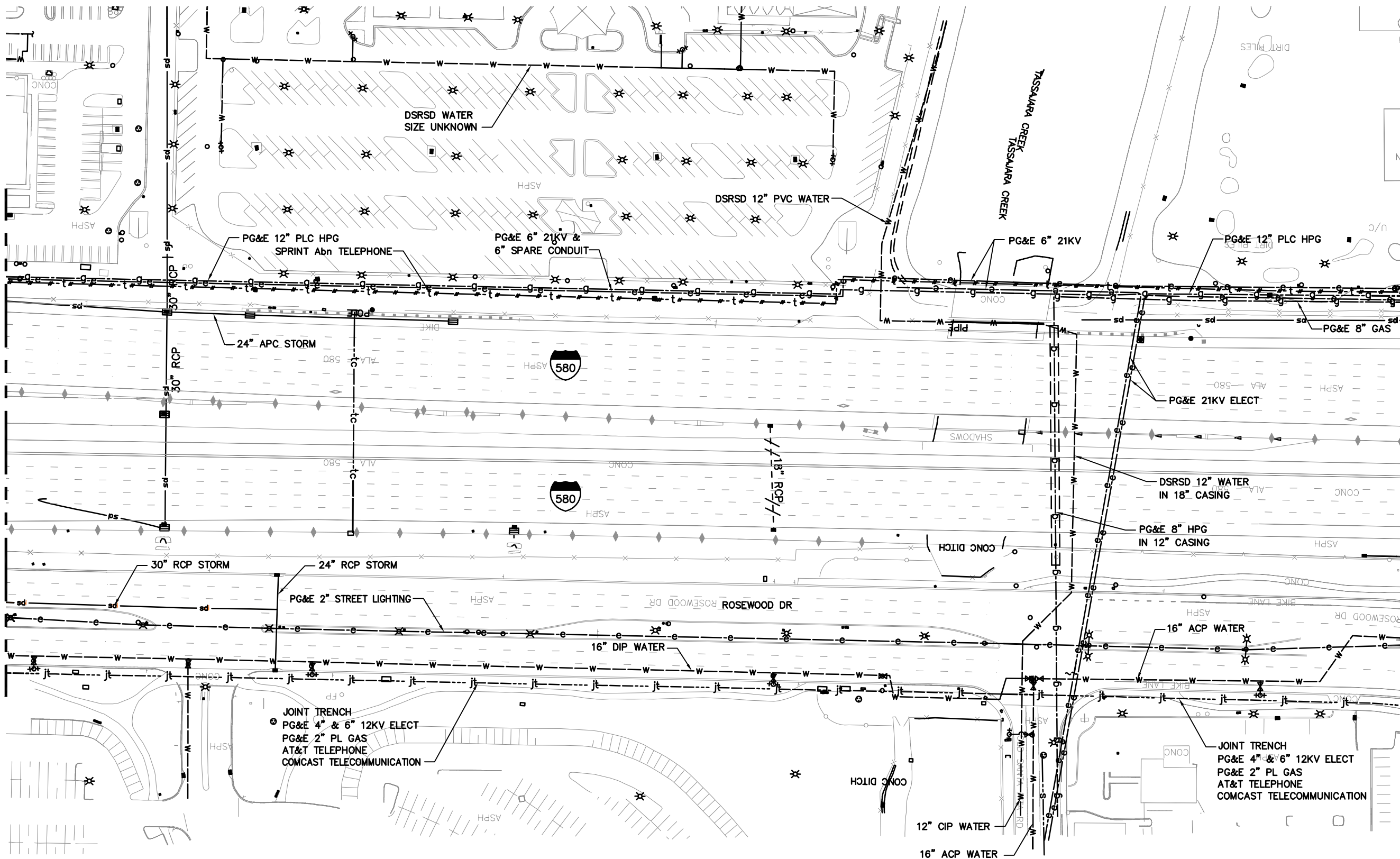
EXISTING UTILITY MAP
09 of 49

| | |
|-----------------------------------|------------------------|
| CADD FILENAME Layout-09.dwg | |
| SIZE: SCALE D 1" = 50' | |
| CONTRACT NO. 08CT008 | REV. A |
| CONTRACT SHEET NO. U009 | PAGE NO. 009 |



MATCHLINE
SEE SHEET U009

MATCHLINE
SEE SHEET U011




GRAPHIC SCALE

F:\CCO_Client\BART\A47-100_Livermore_Conceptual_Engineering_for_EIR\CAD_Layout-10.dwg 12/22/2015 2:25pm By: philip


| REV. | DATE | BY | SUB | APP. | DESCRIPTION | REV. | DATE | BY | SUB | APP. | DESCRIPTION |
|------|----------|----|-----|------|-------------------------|------|------|----|-----|------|-------------|
| A | 20151026 | | | | PRELIMINARY ENGINEERING | | | | | | |

DESIGNED:
P. CHEUNG
DRAWN:
P. CHEUNG
CHECKED:
M. JOHNSON
APPROVED:
T. WINTCH
DATE:
20151019

SAN FRANCISCO BAY AREA RAPID TRANSIT DISTRICT



QUINCY ENGINEERING, INC
2950 Buskirk Avenue, Ste 122
Walnut Creek, CA 94597



Anil Verma Associates, Inc.
1970 Broadway, Suite 668 Oakland, CA 94612
Phone: (510) 834-4118 Fax: (510) 834-4121

SUBMITTED _____ APPROVED _____

**BLX
BART TO LIVERMORE EXTENSION**

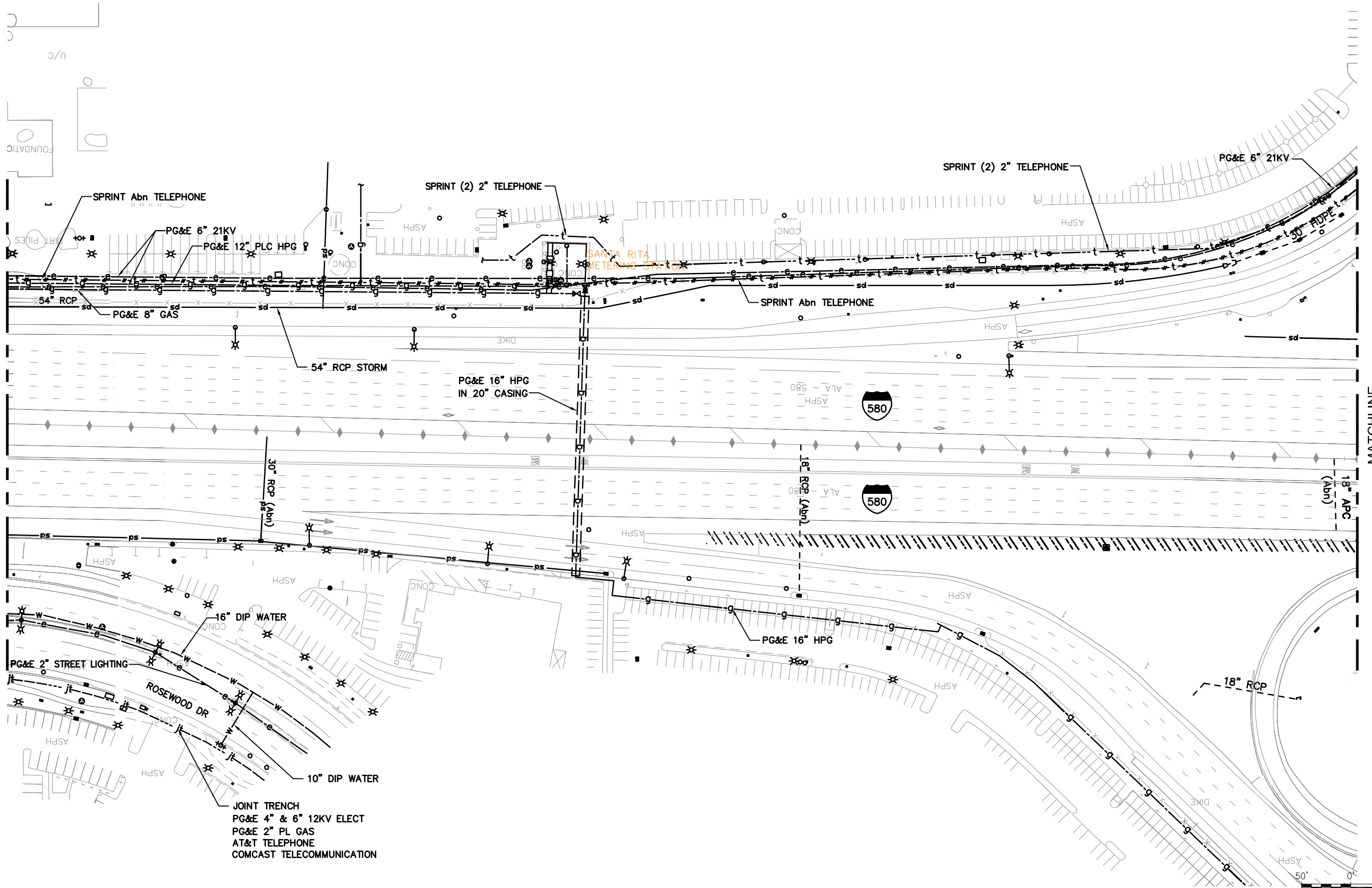
EXISTING UTILITY MAP
10 of 49

| | | |
|--------------------------------|------------------------|------|
| CADD FILENAME Layout-10.dwg | | REV. |
| SIZE: SCALE D 1" = 50' | | A |
| CONTRACT NO. 08CT008 | PAGE NO. 010 | |



MATCHLINE
SEE SHEET U010

MATCHLINE
SEE SHEET U012



JOINT TRENCH
PG&E 4" & 6" 12KV ELECT
PG&E 2" PL GAS
AT&T TELEPHONE
COMCAST TELECOMMUNICATION



GRAPHIC SCALE

F:\CCO_Client\BART\A47-100 Livermore Conceptual Engineering for EIR\CAD\Layout-11.dwg 12/22/2015 2:25pm By: philip

| REV. | DATE | BY | SUB | APP. | DESCRIPTION | REV. | DATE | BY | SUB | APP. | DESCRIPTION |
|------|----------|----|-----|------|-------------------------|------|------|----|-----|------|-------------|
| A | 20151026 | | | | PRELIMINARY ENGINEERING | | | | | | |

DESIGNED:
P. CHEUNG
DRAWN:
P. CHEUNG
CHECKED:
M. JOHNSON
APPROVED:
T. WINTCH
DATE:
20151019

SAN FRANCISCO BAY AREA RAPID TRANSIT DISTRICT

QUINCY ENGINEERING, INC
2950 Buskirk Avenue, Ste 122
Walnut Creek, CA 94597

SUBMITTED _____

Anil Verma Associates, Inc.
1970 Broadway, Suite 668 Oakland, CA 94612
Phone: (510) 834-4118 Fax: (510) 834-4121

APPROVED _____

**BLX
BART TO LIVERMORE EXTENSION**

EXISTING UTILITY MAP
11 of 49

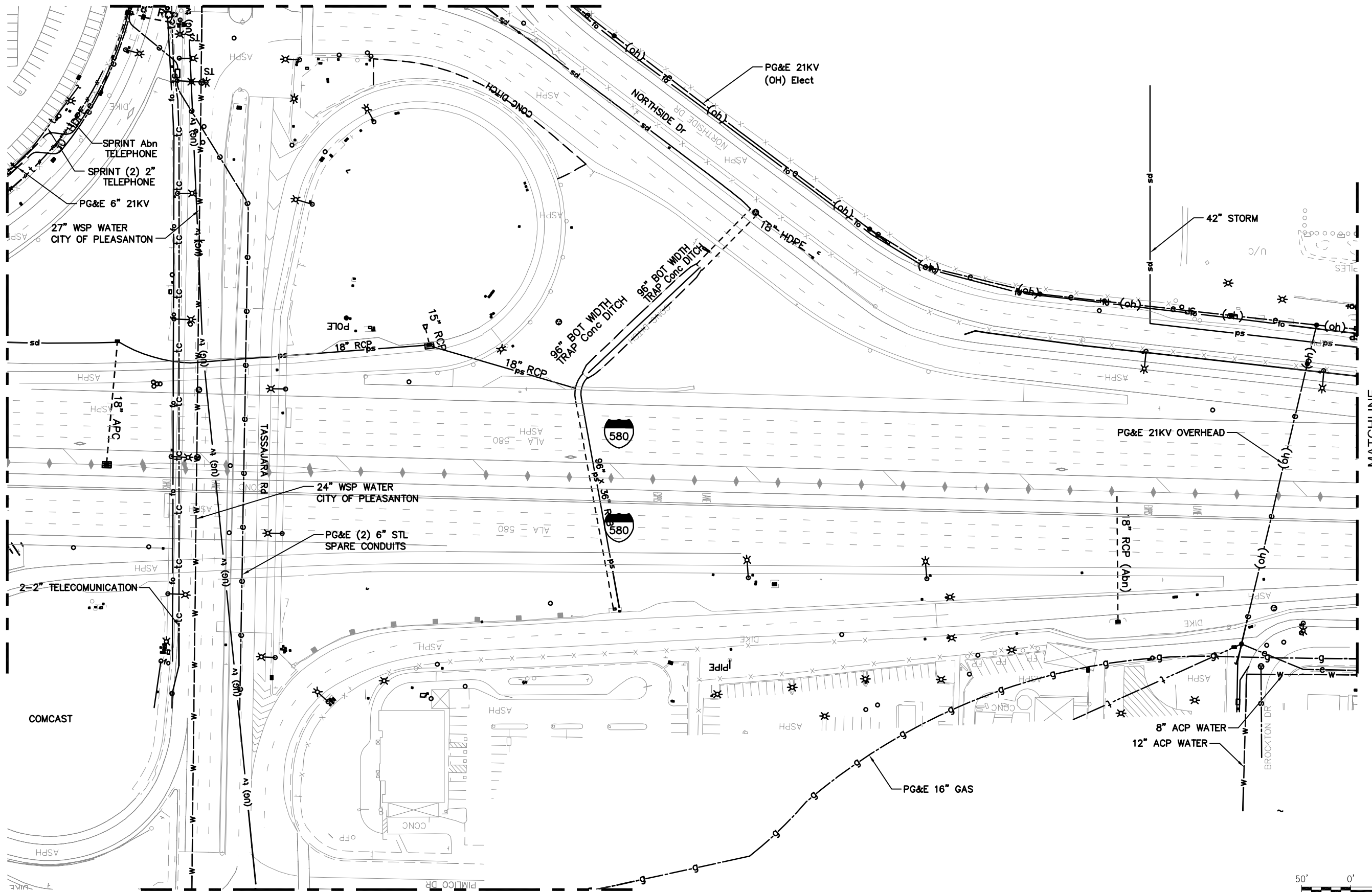
| | |
|-----------------------------------|------------------------|
| CADD FILENAME Layout-11.dwg | |
| SIZE: SCALE D 1" = 50' | |
| CONTRACT NO. 08CT008 | REV. A |
| CONTRACT SHEET NO. U011 | PAGE NO. 011 |

MATCHLINE SEE SHEET U013



MATCHLINE
SEE SHEET U011

MATCHLINE
SEE SHEET U015



MATCHLINE SEE SHEET U014



GRAPHIC SCALE

F:\CCO_Client\BART\A47-100 Livermore Conceptual Engineering for EIR\CAD\Layout-12.dwg 12/22/2015 2:26pm By: philip

| REV. | DATE | BY | SUB | APP. | DESCRIPTION | REV. | DATE | BY | SUB | APP. | DESCRIPTION |
|------|----------|----|-----|------|-------------------------|------|------|----|-----|------|-------------|
| A | 20151026 | | | | PRELIMINARY ENGINEERING | | | | | | |

DESIGNED:
P. CHEUNG
DRAWN:
P. CHEUNG
CHECKED:
M. JOHNSON
APPROVED:
T. WINTCH
DATE:
20151019

SAN FRANCISCO BAY AREA RAPID TRANSIT DISTRICT

QUINCY ENGINEERING, INC
2950 Buskirk Avenue, Ste 122
Walnut Creek, CA 94597

SUBMITTED _____

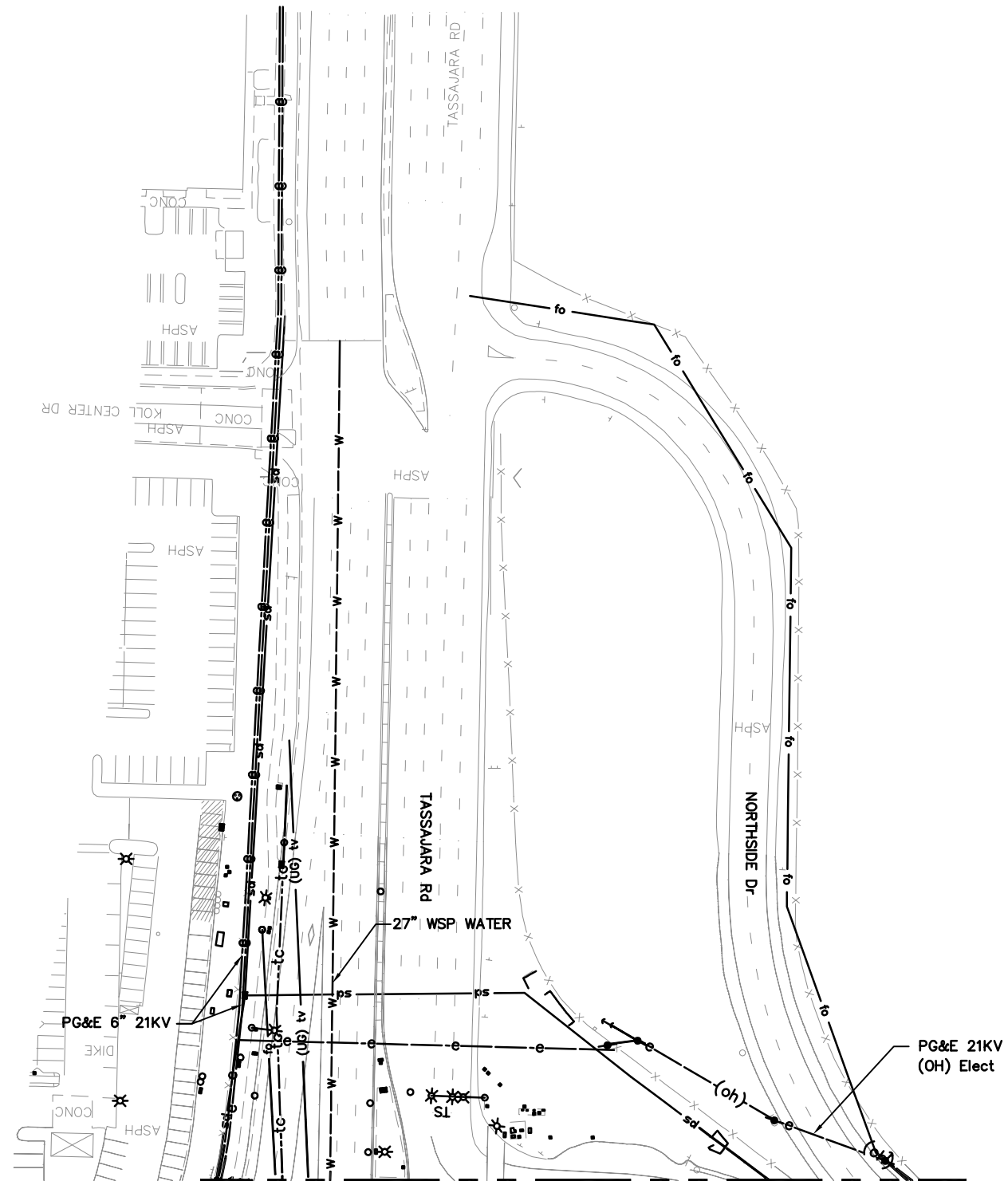
Anil Verma Associates, Inc.
1970 Broadway, Suite 668 Oakland, CA 94612
Phone: (510) 834-4118 Fax: (510) 834-4121

APPROVED _____

**BLX
BART TO LIVERMORE EXTENSION**

EXISTING UTILITY MAP
12 of 49

| | |
|-----------------------------------|------------------------|
| CADD FILENAME Layout-12.dwg | |
| SIZE: SCALE D 1" = 50' | |
| CONTRACT NO. 08CT008 | REV. A |
| CONTRACT SHEET NO. U012 | PAGE NO. 012 |



MATCHLINE
SEE SHEET U012




GRAPHIC SCALE

F:\CCO_Client\BART\A47-100 Livermore Conceptual Engineering for EIR\CAD\Layout-13.dwg 12/22/2015 2:27pm By: philip

| REV. | DATE | BY | SUB | APP. | DESCRIPTION | REV. | DATE | BY | SUB | APP. | DESCRIPTION |
|------|----------|----|-----|------|-------------------------|------|------|----|-----|------|-------------|
| A | 20151026 | | | | PRELIMINARY ENGINEERING | | | | | | |


DESIGNED:
P. CHEUNG
DRAWN:
P. CHEUNG
CHECKED:
M. JOHNSON
APPROVED:
T. WINTCH
DATE:
20151019

SAN FRANCISCO BAY AREA RAPID TRANSIT DISTRICT



QUINCY ENGINEERING, INC
2950 Buskirk Avenue, Ste 122
Walnut Creek, CA 94597

SUBMITTED _____



Anil Verma Associates, Inc.
1970 Broadway, Suite 668 Oakland, CA 94612
Phone: (510) 834-4118 Fax: (510) 834-4121

APPROVED _____

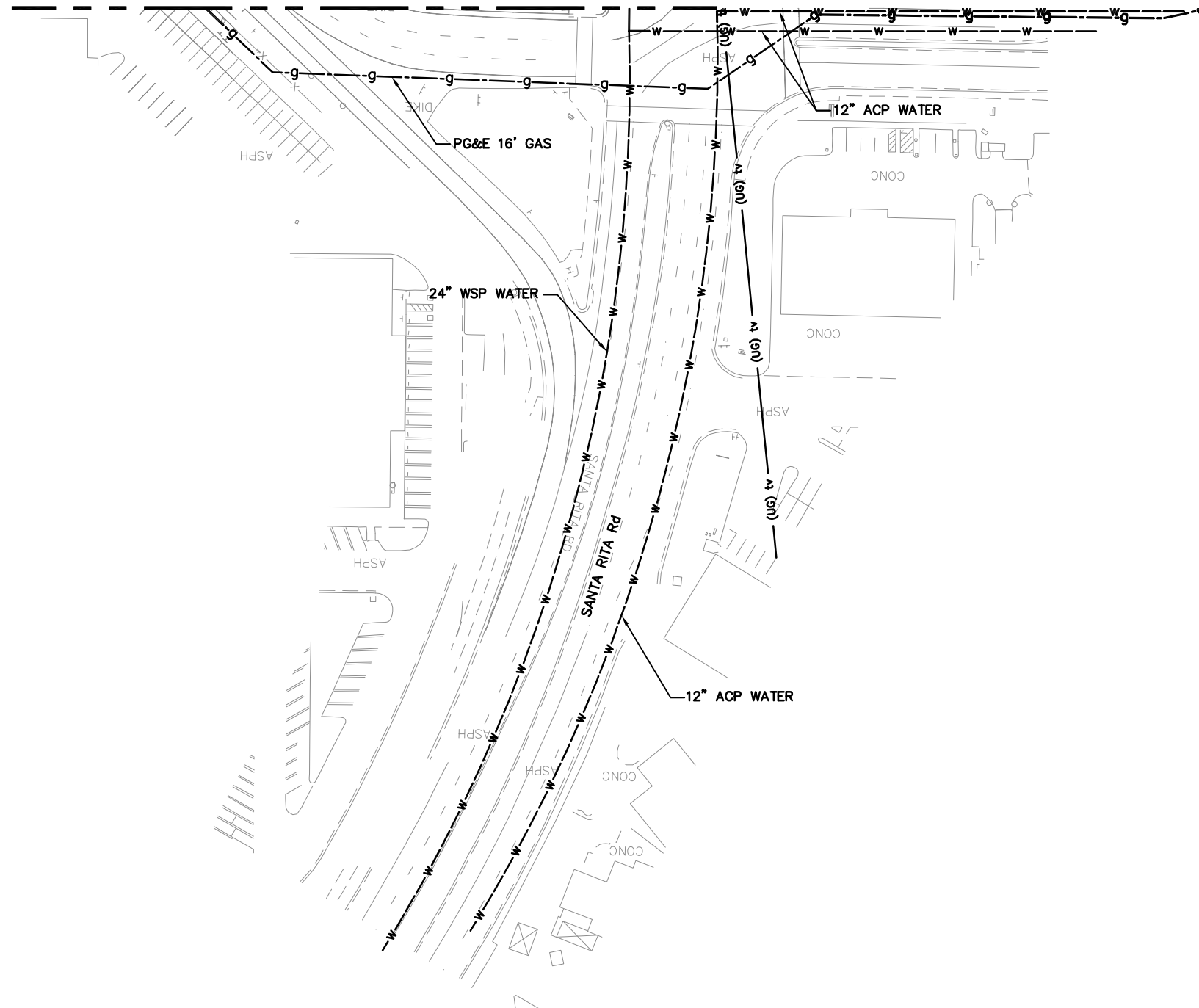
**BLX
BART TO LIVERMORE EXTENSION**

EXISTING UTILITY MAP
13 of 49

| | |
|-----------------------------------|------------------------|
| CADD FILENAME Layout-13.dwg | |
| SIZE: SCALE D 1" = 50' | |
| CONTRACT NO. 08CT008 | REV. A |
| CONTRACT SHEET NO. U013 | PAGE NO. 013 |



MATCHLINE
SEE SHEET U012





GRAPHIC SCALE

F:\CCO_Client\BART\A47-100 Livermore Conceptual Engineering for EIR\CAD\Layout-14.dwg 12/22/2015 2:27pm By: philip

| REV. | DATE | BY | SUB | APP. | DESCRIPTION |
|------|----------|----|-----|------|-------------------------|
| A | 20151026 | | | | PRELIMINARY ENGINEERING |

DESIGNED:
P. CHEUNG
DRAWN:
P. CHEUNG
CHECKED:
M. JOHNSON
APPROVED:
T. WINTCH
DATE:
20151019

SAN FRANCISCO BAY AREA RAPID TRANSIT DISTRICT

| | |
|--|--|
|  <p>QUINCY ENGINEERING, INC 2950 Buskirk Avenue, Ste 122 Walnut Creek, CA 94597</p> |  <p>Anil Verma Associates, Inc. 1970 Broadway, Suite 668 Oakland, CA 94612 Phone: (510) 834-4118 Fax: (510) 834-4121</p> |
| SUBMITTED _____ | APPROVED _____ |

**BLX
BART TO LIVERMORE EXTENSION**

EXISTING UTILITY MAP
14 of 49

| | |
|-----------------------------------|------------------------|
| CADD FILENAME Layout-14.dwg | |
| SIZE: SCALE D 1" = 50' | |
| CONTRACT NO. 08CT008 | REV. A |
| CONTRACT SHEET NO. U014 | PAGE NO. 014 |

SKETCH

Legend

WB additional widening

0'

12'

0'

Provision for interim extension

710' BART Storage extension

SKETCH - BRT ADDITIONAL WIDENING FOR 10 CAR BART STORAGE - ROUGH ESTIMATE GW 7/20/2016

1000 ft