

Rockridge Station Tree Replacement



Findings of the Hazard-Tree Assessment

The hazard assessment analyzed 75 trees on BART's property surrounding the Rockridge BART station. The assessment recommends the replacement of 16 trees that have reached the end of their lifespan and represent a safety hazard related to limb failure.



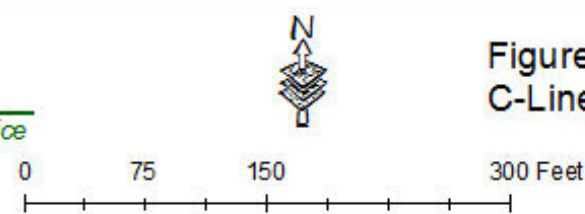
Legend
 ● High Hazard Trees
 ○ Sweetgum
 ○ Red Ironbark Eucalypt
 ○ Bluegum Eucalypt
 ○ Coast Redwood
 ○ Sycamore

Figure 1. Rockridge Station C-Line Hazard Tree Assessment

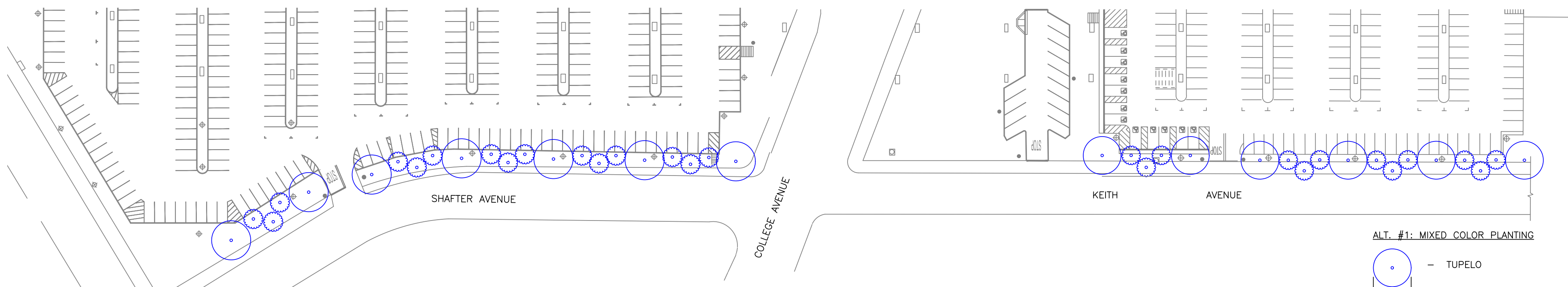


ARBORSCIENCE

Sound Tree Advice



Alternative 1: Mixed Color Planting



ALT. #1: MIXED COLOR PLANTING

○ - TUPELO
 30'
 ○ - CRAPE MYRTLE
 15'

Tupelo *Nyssa sylvatica*

- Deciduous
- Height: 30 to 50 feet
- Spread: 20 to 30 feet
- 'Wildfire' or 'Red rage' for fall color

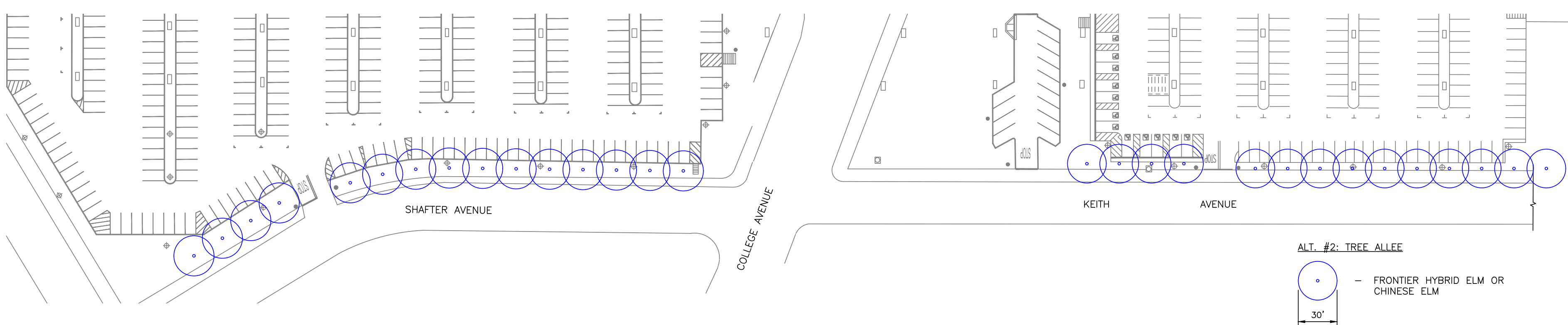


Crape Myrtle *Lagerstroemia 'Natchez'*

- Deciduous
- Height: 20 to 25 feet
- Spread: 15 to 25 feet



Alternative 2: Allée



ALT. #2: TREE ALLEE

○ - FRONTIER HYBRID ELM OR CHINESE ELM
 30'

Frontier Hybrid Elm *Ulmus carpinifolia x parvifolia*

- Deciduous
- Height: 30 to 40 feet
- Spread: 20 to 30 feet

