

SAN FRANCISCO BAY AREA RAPID TRANSIT DISTRICT
300 Lakeside Drive, P. O. Box 12688, Oakland, CA 94604-2688
(510) 464-6000

NOTICE OF MEETING AND AGENDA
BART POLICE CITIZEN REVIEW BOARD

August 12, 2019

A Meeting of the BART Police Citizen Review Board (BPCRB) will be held on Monday, August 12, 2019, at 4:00 p.m. The Meeting will be held in the BART Board Room, Kaiser Center 20th Street Mall – Third Floor – 2040 Webster Street, Oakland, California.

AGENDA

1. Call to Order.
 - a. Roll Call.
 - b. Pledge of Allegiance.
2. Approval of Minutes of the Meeting of July 8, 2019. For Discussion and Action.
3. Discussion of District Secretary's Office Memo Regarding the BPCRB Bylaws and Board of Directors Approval Process. For Discussion and Action.
4. Update on Ad Hoc Subcommittee to Review BART Police Department's Policy #310, Officer Involved Shootings and Deaths. For Discussion and Action.
5. Discussion of Implementation of 2-3 Plan (BPCRB Member Mensinger's request). For Discussion.
6. Chief of Police's Report. For Discussion and Action.
 - a. BART Police Department Monthly Report for June 2019.
7. BPCRB Off-site Station Tours and Training. For Discussion and Action.
8. Public Comment (Limited to 3 minutes per speaker).
(An opportunity for members of the public to address the BPCRB on matters under their jurisdiction and not on the agenda.)
9. Closed Session (Room 303, Board Conference Room).
 - a. To Consider Public Employee Discipline/Dismissal/Release in OIPA Case #18-42. Govt. Code §54957.
10. Adjournment.

Please refrain from wearing scented products (perfume, cologne, after-shave, etc.) to this meeting, as there may be people in attendance susceptible to environmental illnesses.

BART provides service/accommodations upon request to persons with disabilities and individuals who are limited English proficient who wish to address Board matters. A request must be made within one and five days in advance of Board meetings, depending on the service requested. Please contact the Office of the District Secretary at (510) 464-6083 for information.

BPCRB Meeting Agenda materials will be made available to the public at the meeting and may also be accessed and downloaded 72 hours prior to the meeting at <http://www.bart.gov/about/bod/advisory/crb> (click on "Agenda").

Pursuant to Govt. Code §54953.5, the audio recording of the open session portions of this public meeting shall be subject to inspection pursuant to the California Public Records Act (CPRA). Requests for information under the CPRA should be filed with the BART Office of the District Secretary.

SAN FRANCISCO BAY AREA RAPID TRANSIT DISTRICT
300 Lakeside Drive, P.O. Box 12688, Oakland, CA 94604-2688

BART Police Citizen Review Board Meeting Minutes
Monday, July 8, 2019

A regular meeting of the BART Police Citizen Review Board (BPCRB) was held Monday, July 8, 2019, at 4:00 p.m. in the BART Board Room, 2040 Webster Street, Oakland, California and Warner Library, 121 N Broadway, Tarrytown, New York 10591. The meeting was called to order by Chairperson George Perezvelez; Mag Tatum, Recording Secretary.

1. Call to Order.

The regular meeting was convened at 4:00 p.m. by Chairperson Perezvelez.

Members Present in Oakland: Members Erin Armstrong, Zachary Bruno, Christina Gomez, Kenneth Loo, Les Mensinger, Robert Pirone, David Rizk, Darren White, and George Perezvelez.

Members Present in Tarrytown: Member William White.

Absent: Member Pete Longmire. Members David Rizk and Christina Gomez entered the meeting later.

The Pledge of Allegiance was recited.

2. Introduction of New BART Police Association BPCRB Member Zachary Bruno and Oath of Office.

District Secretary, Patricia Williams, administered the oath of office to Member Bruno. Chairperson Perezvelez welcomed Member Bruno to the BPCRB and he shared comments.

3. Approval of Minutes of the Meeting of June 10, 2019.

Member Mensinger moved that the Minutes of the Meeting of June 10, 2019 be approved; Member White seconded the motion, which carried by unanimous roll call vote. Ayes – 8: Members Armstrong, Bruno, Loo, Mensinger, Pirone, D. White, W. White, and Perezvelez. Noes - 0. Absent - 3: Members Gomez, Longmire and Rizk.

4. Chief of Police's Report.

a. Commission on Accreditation for Law Enforcement Agencies (CALEA) Accreditation.

Manager of Accreditation of Police Services, Mr. Matthew Cromer, introduced Mr. Mark Mosier, Regional Program Manager of CALEA, who gave presentation highlights on the Commission on Accreditation for Law Enforcement Agencies (CALEA) Accreditation. The item was discussed.

b. BART Police Department Monthly Report for April 2019.

Deputy Police Chief Lance Haight presented the BPD Monthly Report. The report was discussed.

Member David Rizk entered the meeting at 4:07 p.m.
Member Christina Gomez entered the meeting at 4:17 p.m.

5. Bias-Based Policing/Racial Profiling Training.

Lieutenant Jaswant Sekhon gave a presentation on Bias-Based Policing and Racial Profiling Training. The item was discussed.

6. Update on Ad Hoc Subcommittee to Review BPD Policy #310, Officer Involved Shootings and Deaths.

Chairperson Perezvelez called for an update on the ad hoc subcommittee. The report was presented by Member Rizk. Member Mensinger recommended changes to BPD Policy #310 section 310.8 and section 310.12. The item was discussed and scheduled to come back to the next BPCRB meeting.

7. BPCRB Participation in the 2019 Annual National Association for Civilian Oversight of Law Enforcement (NACOLE) Conference.

Chairperson Perezvelez called for an update on BPCRB participation in the 2019 Annual National Association for Civilian Oversight of Law Enforcement (NACOLE) Conference. The item was discussed.

8. Independent Police Auditor's Report.

a. Office of the Independent Police Auditor (OIPA) Monthly Report for June 2019.

Independent Police Auditor Russell Bloom presented the OIPA Monthly Report. The report was discussed.

9. Annual Election of BPCRB Officers.

Chairperson Perezvelez brought the matter of Election of BPCRB Officers before the BPCRB and opened the floor for nominations for Chair. Member Armstrong nominated Member Rizk for Chair of the BART Police Citizen Review Board (BPCRB) for the term 2019-2020. Nominations were closed. Member Armstrong moved that Member Rizk be elected BPCRB Chair for the term 2019-2020. Chairperson Perezvelez seconded the motion, which carried by unanimous roll call vote. Ayes – 10: Members Armstrong, Bruno, Gomez, Loo, Mensinger, Pirone, Rizk, D. White, W. White, and Perezvelez. Noes - 0. Absent - 1: Member Longmire.

Newly elected BPCRB Chairperson Rizk shared comments on the upcoming year.

Chairperson Perezvelez brought the matter of Election of BPCRB Officers before the BPCRB and opened the floor for nominations for Vice Chair. Member Rizk nominated Member Armstrong for Vice-Chair of the BART Police Citizen Review Board (BPCRB) for the term 2019-2020. Nominations were closed. Member Rizk moved that Member Armstrong be elected BPCRB Vice-Chair for the term 2019-2020. Chairperson Perezvelez seconded the motion, which carried by unanimous roll call vote. Ayes – 10: Members Armstrong, Bruno, Gomez, Loo, Mensinger, Pirone, Rizk, D. White, W. White, and Perezvelez. Noes - 0. Absent - 1: Member Longmire.

Newly elected BPCRB Vice-Chairperson Armstrong shared comments on the upcoming year.

Member Rizk moved that the meeting time be extended. Member Armstrong seconded the motion, which carried by unanimous roll call vote. Ayes – 10: Members Armstrong, Bruno, Gomez, Loo, Mensinger, Pirone, Rizk, D. White, W. White, and Perezvelez. Noes - 0. Absent - 1: Member

Longmire.

10. Public Comment.

Chairperson Perezvelez called for Public Comment.

Mr. Robert Raburn addressed the BPCRB.

Chairperson Perezvelez announced that the Board would enter closed session under Item 11-A (Public Employee Discipline/Dismissal/Release in OIPA Case #18-40) of the regular meeting agenda, and that the Board would reconvene in open session at the conclusion of the closed session.

The Meeting recessed at 5:57 p.m.

The Meeting reconvened in Closed Session at 6:05 p.m.

11. Closed Session.

- a. To reconsider Public Employee Discipline/Dismissal/Release in OIPA Case #18-40. Govt. Code §54957.

Board Members present in Oakland: Members Armstrong, Bruno, Gomez, Loo, Mensinger, Pirone, Rizk, D. White, and Perezvelez

Board Members present in Tarrytown: Member W. White.

Board Members absent: Members Longmire

10. Adjournment.

The Meeting reconvened in Open Session at 6:30 p.m.

Chairperson Perezvelez announced that the Board voted unanimously to accept the findings in OIPA Case #18-40.

The Meeting was adjourned at 6:31p.m.

BART POLICE CITIZENS REVIEW BOARD

MEMORANDUM

TO: BART Police Citizen Review Board Members **DATE:** August 12, 2019

FROM: Byron Toma, Attorney
Office of the General Counsel

SUBJECT: BPCRB Bylaws & Recommended Changes to the language in Article XII.2

There is a settled principle of constitutional law that once the Legislative branch of a sovereign government (the State of California) rests certain powers in a subordinate government (like BART), that power must reside there as defined by statute. The State Legislature in the provisions of the District Act stated “The board of directors is the legislative body of the district and, consistent with the provisions of this part, shall determine all questions of district policy.” See California Public Utilities Code Section 28762. Issues relating to the governance of BART’s subordinate legislative bodies (such as the BPCRD) through the adoption of by-laws are questions of District policy. Hence, there is a legal obligation to make and review proposed by-law changes in order to properly discharge the legislative obligations imposed upon the District Board by the State Legislature as the District Act intended.

The District Act also states at Public Utilities Code Section 28767.8(c) that “Notwithstanding the authority granted the general manager in this part, the board may, by resolution, authorize a citizen review board to participate in recommending appropriate disciplinary action.” The power to create this citizen review board also carries with it the power to terminate the body and all powers in between including adoption of the rules for the CRB’s internal governance. This is an implied power that is supported by Public Utilities Code Section 28763 that states “The district may do any and all thing necessary to carry out the purposes of this part.”

The proposed provision of the BPCRB by-laws that allowed for the creation and modification of the BPCRB by-laws without further review and concurrence of the Board of Directors, if left within the proposed by-laws, would be an unlawful delegation of legislative authority. In *Kugler v. Yocum* the California Supreme Court said “We have said that the purpose of the doctrine that legislative power cannot be delegated is to assure that “truly fundamental issues [will] be resolved by the Legislature” and that a “grant of authority [is] . . . accompanied by safeguards adequate to prevent abuse.” (quoting from *Wilke & Holzheiser, Inc. v. Department of Alcoholic*



Beverage Control (1966) 65 Cal.2d 349, 369. The Court went on to observe “This doctrine rests upon the premise that the legislative body must itself effectively resolve the truly fundamental issues. It cannot escape responsibility by explicitly delegating that function to others or by failing to establish an effective mechanism to assure the proper implementation of its policy decisions.”

The scope and content of the by-laws of an important subordinate legislative body (like the BPCRB) are truly fundamental issues that should be addressed by the District Board. Permanently delegating the authority to make and change the BPCRB’s by-laws without further review by the Board of Directors (and without adequate safeguards to prevent abuse) would be an unlawful delegation of legislative functions that should be solely exercised by the Board of Directors.

Thank you.

cc: BPCRB Members
District Secretary’s Office
Office of the Independent Police Auditor
Office of the General Counsel



BART CITIZEN REVIEW BOARD

BYLAWS – FINAL DRAFT

Definitions

Capitalized terms in these Bylaws are defined as follows:

1. *Oversight Model* – *The BART CITIZEN OVERSIGHT MODEL* adopted by the BART Board of Directors as of January 13, 2011.
2. CRB - The Citizens Board defined and described in Chapter 2 of the Oversight Model.
3. Brown Act – The Ralph M. Brown Act of 1953, California Govt. Code §§ 54950-54960.5
4. Independent Auditor – The Independent Auditor defined and described in Chapter 1 of the Oversight Model.
5. Appointed Member – All duly appointed members of the CRB, regardless of whether they participate in a vote
6. Voting Member – The Appointed Members who cast an affirmative or negative vote (not an abstention) on a particular issue or election.

Introduction

The CRB will carry out its functions as defined in the *Oversight Model* and these Bylaws. No provisions in these Bylaws are intended to be in conflict with the *Oversight Model* or Brown Act. In the event of conflicts between these Bylaws and the *Oversight Model*, the Oversight Model or Brown Act shall take precedence.

Article I. Purposes

1. To increase visibility for the public into the delivery of BART police services.
2. To provide community participation in the development and review of BART Police Department policies, procedures, practices and initiatives.
3. To receive citizen complaints or allegations regarding BART Police personnel.
4. To review and report on the results of the Independent Auditor's investigations into allegations of misconduct by BART Police and recommendations for corrective actions, including discipline.

BART Citizen Review Board Bylaws. Originally adopted: 11/14/11. Amended: 1/9/12; 3/19/12; 6/10/13; 7/8/13; 3/10/14; 9/14/15; 2-12-18. **Proposed 9/12/19 Board of Directors meeting.**

Article II. Functions

As defined in the *Oversight Model*, the functions of the CRB are:

1. To receive citizen complaints or allegations concerning BART Police personnel.
2. To review recommendations by the Independent Auditor for corrective actions.
3. To develop and review recommendations for BART Police Department procedures, practices, and training.
4. To meet periodically with the BART Police Managers Association (BPMA) and BART Police Officers Association (BPOA).
5. To develop and maintain a program of community outreach.
6. To file quarterly reports with the Office of the District Secretary.
7. To review and comment on drafts of the annual report prepared by the Independent Auditor.
8. To monitor the implementation of recommendations made in periodic studies of the BART Police Department.

Article III. Members

1. Appointment of Members

CRB Members are appointed by the procedures as outlined in the *Oversight Model, Chapters 2-02 and 2-03*.

2. Vacancies

Within ten (10) days of a vacancy occurring on the CRB, the Chairperson shall notify the BART Board of Directors and request a new appointment be made as soon as possible.

3. Recommendation for Removal of a Member

a. A recommendation can be made to the BART Board of Directors to remove a Member of the CRB pursuant to Chapter 2-04 of the Oversight Model. This recommendation shall be made by motion and approved by two thirds of the Appointed Members at a regular meeting for which the proposed recommendation is an item on the agenda published before such meeting.

b. The Chair (or the Vice Chair, if the member to be removed is the Chair) shall promptly convey that recommendation, and the reasons therefore, to the Secretary of BART and the President of the BART Board of Directors.

Article IV. Officers

1. Election of officers

a. A chair and vice chair shall be elected as described below for a term ending on the election of their successors. After serving for one year, an officer shall serve in an interim capacity until they are reelected or their successor is elected. No person shall serve in the same office for more than two consecutive elected terms, or for more than one elected term immediately after assuming (by succession or special election) a predecessor's office as a result of a vacancy in the office .

b. The annual election of CRB officers shall occur during the regular meeting in the month of July. At that meeting of election, if no candidate for an office receives a majority of the Voting Members' votes on the first ballot, the candidate(s) with the fewest votes shall be eliminated and another vote taken. This process will continue until a candidate receives the support of a majority of Voting Members. The results of each round of balloting shall be publicly announced and the vote recorded in the minutes.

2. Duties of Officers

The chairperson, or in her/his absence, the vice chairperson, or in the absence of both, a Chair *pro tem* elected by a plurality of the Voting Members at each meeting, performs the following duties:

- a. Presides at all meetings of the CRB and ensures that the work of the committee is accomplished.
- b. Appoints committee members.
- c. Approves the agenda prior to distribution.
- d. Signs correspondence on behalf of the CRB.
- e. Represents the CRB before the BART Board of Directors.
- f. Approves and signs CRB reports to the BART Board of Directors.
- g. Schedule periodic meetings with BPMA & BPOA
- h. Performs other duties necessary or customary to the office.

3. Removal and Replacement of Officers

a. Two thirds of the Appointed Members may remove a Chair or Vice- Chair from office by a motion at a regular meeting for which the proposed removal is an item on the agenda published before such meeting. Such an action, and the reasons therefore, shall be promptly conveyed to the Secretary of BART and the President of the BART Board of Directors.

b. A vacancy in the office of Chair shall be filled by the Vice Chair for the remainder of the Chair's original term. A vacancy in the office of Vice Chair shall be filled by an election in the manner described above at the next regular meeting of the CRB, with the newly elected Vice Chair to serve the remainder of the previous Vice Chair's term.

Article V. Meetings

1. The CRB shall meet at the BART Board of Directors Room at the Kaiser Center on the second Monday of each month at 4:00 p.m. or at such other places, dates, or times designated by the Chair. Such meetings shall be designated regular monthly meetings. Other meetings called by the Chairperson or the Vice Chairperson and meetings scheduled for a time or place other than the regular meetings shall be designated special meetings.
2. Meetings shall terminate two hours after the scheduled starting time. The time can be extended for separate periods of up to 30 minutes by a vote of the majority of the Appointed Members.
3. The Chair, or the Vice Chair, in the absence of the chair, (a) may, at his or her discretion, and (b) shall, at the request of a majority of the Appointed Members, call a special meeting. Such meetings shall be subject to the Brown Act's rules regarding notice and quorum.
4. Any Member of the CRB can send the Chair, or the Vice Chair in the absence of the Chair, a request to include an item on the agenda for the next regular meeting. The Chair, or the Vice Chair in the absence of the Chair, shall include all such items that are submitted no less than 14 days prior to the day of the next regular meeting.

Article VI. Parliamentary Authority

The rules contained in Alice Sturgis' *Standard Rules of Parliamentary Procedure*, 4th edition, shall govern the CRB in all cases to which they are applicable and in which they are not inconsistent with these Bylaws, any special rules of order, the Brown Act, the *Oversight Model*, or other BART policies or procedures. Proxy voting is not allowed.

BART Citizen Review Board Bylaws. Originally adopted: 11/14/11. Amended: 1/9/12; 3/19/12; 6/10/13; 7/8/13; 3/10/14; 9/14/15; 2-12-18. **Proposed 9/12/19 Board of Directors meeting.**

Article VII. Reports and Recommendations

1. A quarterly report will be presented to the BART Board of Directors and the public.
2. The CRB may make reports, findings and recommendations to the Independent Auditor, the Chief of Police, the General Manager or the BART Board of Directors as appropriate.
 - a. Findings and recommendations regarding discipline, corrective action or dismissal, shall only be made to the Chief of Police and the General Manager
3. When evaluating reports and investigation findings regarding allegations of misconduct CRB members shall make their decisions using the standard of clear and convincing evidence. The following are possible dispositions for allegations of misconduct:
 - a. Unfounded – The investigation clearly established that the allegation is not true, or that the complaint was frivolous per Penal Code section 832.5 (c).
 - b. Exonerated - The investigation clearly established that the act, which provided the basis for the allegation of misconduct, did occur but was justified, lawful, and proper.
 - c. Sustained – The investigation disclosed sufficient evidence that the act occurred and that it did constitute misconduct.
 - d. Not-Sustained – The investigation established that there is not sufficient evidence to either sustain the allegation or to fully exonerate the employee. This includes situations in which the reporting party and/or witness(es) fail to cooperate in disclosing information needed to further the investigation, or they are no longer available.
4. After determining that the allegation(s) of misconduct are sustained and when making recommendations for discipline, corrective action or dismissal, the CRB should consider the seriousness of the misconduct and any mitigating or aggravating circumstances such as the employee's years of service, past performance and disciplinary history.

Article VIII. Administrative Staff

The CRB shall utilize staff supplied as necessary by the Independent Auditor to carry out its functions as defined in the *Oversight Model*, Chapter 2-07 (D, I, and J).

Article IX. Committees

1. Standing and special committees may be established by the Chair or by a majority of Voting Members at a meeting.
2. The Chairperson shall appoint the members of each committee, and the members of each committee may elect a chair.

Article X. Media Contacts

1. When responding to media or other public inquiries, members of the CRB shall comply with all state and federal laws requiring confidentiality of law enforcement records, information and confidential personnel records and respect the privacy of all individuals involved. (BART Citizen Oversight Model Chapter 2-08)
2. Unless they are speaking in support of a recommendation or position that has been approved by a majority of the CRB, members should make it clear in any public statements that they are speaking as individuals and not as representatives of the entire board.
3. Whether a CRB member does or does not choose to respond to a media inquiry, the member should also consider referring the inquiry to the Chair/Vice-Chair, the Independent Auditor and the BART Public Affairs Office.

Article XI. Attendance at NACOLE Conference

The BART Board of Directors has budgeted/allocated funds for members of the Citizen Review Board to attend the National Association for Citizen Oversight of Law Enforcement (NACOLE) annual conference. Full and/or partial reimbursement for CRB member expenses will be based on BART standard administrative procedures and the following guidelines.


1. As soon as practical after the conference registration has been announced, the CRB chairperson will then poll the members to determine which members would like to attend. The chairperson shall determine the equal distribution of available funds (\$3,500 for FY 15/16) for any and all members who express interest and register for the conference.
2. The budgeted/allocated funds shall be used for reimbursement costs associated with conference attendance (including conference fees, transportation from the Bay Area to the conference, accommodations at the conference's designated hotel, or other similar hotel, and customary per diem

BART Citizen Review Board Bylaws. Originally adopted: 11/14/11. Amended: 1/9/12; 3/19/12; 6/10/13; 7/8/13; 3/10/14; 9/14/15; 2-12-18. **Proposed 9/12/19 Board of Directors meeting.**

for meals).

Article XII. Amendments of Bylaws

1. A proposal to amend these Bylaws shall be submitted in writing by any Member in time to be included in the agenda package for the next regular meeting of the CRB.
2. A motion to accept the amendment can be made by any Member at that meeting and shall be adopted if approved by two thirds of the Appointed Members **shall be forwarded to the BART Board of Directors for adoption.**



BY LAWS AND THEIR CREATION BY SUBORDINATE BODIES

Understanding the delegation of governmental power and the limits of such power

DILLON'S RULE

- Dillon's Rule is the cornerstone of American municipal law. Under Dillon's Rule, a municipal government has authority to act only when :
- (1) the power is granted in the express words of the statute, private act, or charter creating the municipal corporation;
- (2) the power is necessarily or fairly implied in, or incident to the powers expressly granted; or
- (3) the power is one that is neither expressly granted nor fairly implied from the express grants of power, but is otherwise implied as essential to the declared objects and purposes of the corporation.
- The Dillon rule is used in interpreting state law when there is a question of whether or not a local government has a certain power. Judge Forest Dillon, the chief justice of the Iowa Supreme Court expounded this famous rule, which was quickly adopted by state supreme courts around the nation.

DOES DILLON'S RULE APPLY IN CALIFORNIA?

- Thirty-nine states employ Dillon's Rule to define the power of local governments. Of those 39 states, 31 apply the rule to all municipalities and eight (including California) appear to use the rule for only certain municipalities (i.e. general law governments).

DOES DILLON'S RULE APPLY TO BART?

- BART is a general law government. In other words, it has no authority to adopt laws or exercise powers that have not been expressly conferred on it by the State Legislature.
- Likewise, all subordinate bodies must receive a proper delegation of power from the BART Board of Directors to carry out their activities.

SO WHAT DOES DILLON'S RULE MEAN IN PRACTICE?

- In practice, all government power needs to be sourced from a legitimate source of power.
- In California, the California Legislature is the original source of “sovereign” governmental power.
- The District Act places local discretionary powers in our Board of Directors.
- All activities authorized by our Board must be appropriately overseen by our Board.
- If the Board of Directors chooses to delegate some of its powers to subordinate legislative bodies, they must do so in a manner that comports with the principals of law.

DELEGATION OF GOVERNMENTAL POWER MUST BE LIMITED TO MINISTERIAL POWERS.

- While a delegation of non-discretionary, i.e. ministerial, power to a subordinate body is appropriate, a delegation of actual discretionary power is viewed as an abdication of responsibility unless the delegation is conditioned with criteria and directives that limit the delegated power.
- A delegation of by-law making power by a body to a subordinate body without any oversight would be viewed as a delegation of discretion and a breach of the body's oversight responsibilities over the subordinate body that it needs to hold accountable.

CONCLUSIONS

- Since the by laws of the CRB have not previously been submitted to the Board for their approval, all of the “working” by laws of the CRB have not been formally adopted and are without force and effect.
- The CRB by laws must be approved by the Board to have force and effect.
- One provision should not be proposed, namely the by law provision that suspends Board of Director review of future by law changes.
- For the reasons stated earlier, it would be improper for the BART Board of Directors to permit a by law that allowed the BPCRB, without any oversight, to create new or modified by laws.

310.5 INVESTIGATION PROCESS

- If more than one officer is directly involved in the shooting, the directly involved officers shall ~~should~~ be separated as soon as possible and shall ~~should~~ remain separated and shall not communicate directly or indirectly among themselves regarding the incident until after they have given a statement to the investigators.

310.8 MEDIA RELATIONS

The Department recognizes that providing the public with timely, accurate, and impartial factual information about shooting incidents and related investigations promotes transparency and public trust in the Department and advances the agency's public safety mission. Public statements therefore must be objective, factual, and demonstrate respect for all people. The release of information shall be in accordance with Policy 346, Media Relations. In providing timely, accurate, and objective information to the public about the incident, the Department shall comply with Policy 346.

Any media release shall be prepared with input and concurrence from the supervisor and department representative responsible for each phase of the investigation. Releases will be available to the Watch Commander, Criminal Investigations Division Commander and Media Relations in the event of inquiries from the media. The department shall take reasonable steps to notify the Citizen Review Board chair (or his or her designee) and vice chair or their designees of the Citizen Review Board and the Office of the Independent Police Auditor prior to making public statements regarding the incident or any related investigation.

~~It will be the policy of this department to not release the identities of involved officers absent their consent or as required by law. Moreover, The department will notify the involved officer(s) prior to releasing their identity to the media.~~ No involved officer shall be subjected to contact from the media (Government Code § 3303(e)) and no involved officer shall make any comments to the press unless authorized by the Chief of Police or a Bureau Deputy Chief.

Department members receiving inquiries regarding officer-involved shootings or deaths occurring in other jurisdictions shall refrain from public comment and will direct those inquiries to the agency having jurisdiction and primary responsibility for the investigation.

310.12 RETURN TO ACTIVE DUTY

The following checklist ~~guideline~~ outlines the protocol which should be followed to facilitate the involved officer's return to active duty after an officer involved shooting where death-/serious bodily injury occurs.

- The involved officer(s) are not cleared for regular patrol duties until the results of the mandatory drug testing individually clears the involved officer(s).
- The involved officer(s) successfully completes an individual session with an independent, department approved, Department-approved psychologist, and the psychologist concludes in a written report that the involved officer(s) does not pose a threat to themselves or to the public.
- ~~The Chief of Police, or designee, may keep the officer(s) from active duty if they believe that placing the employee on active duty poses an unreasonable safety risk to the Department, employees, or the public~~The Chief of Police, or designee, may exercise discretion in placing the officer(s) on administrative leave for any of the following reasons:
 - The safety of the officer(s)
 - The mental well-being of the officer(s)
 - To facilitate and to preserve the integrity of the investigation
 - Public safety concerns
 - To preserve public confidence and trust
 - If a preliminary determination, based on all of the evidence and facts known to the Department at the time, appears to show that it is more likely than not that the officer's conduct was not in compliance with policy. (Such a determination, or the absence of any such determination, by the Chief or designee shall not be

considered, or given any weight whatsoever, by the Chief, investigators, or any other oversight authority, when making a later determination regarding policy compliance in any criminal or disciplinary investigation.)

- ; or will unduly undermine public trust and confidence in the Department, public safety, or any investigation(s) into the underlying incident.
- The Chief of Police, or designee, shall consult advise with the victim(s) and/or their families, the victim liaison, and the BART PD Citizen Review Board in an open meeting, prior to returning the officer(s) to active duty.
- The Department liaison will advise the family of the decedent prior to returning the officer(s) to active duty.
- The Chief of Police, or designee, may keep the officer(s) from active duty, if a preliminary determination based on all of the evidence and facts known to the Department at the time, appears to show that it is more likely than not that the officer's conduct was not in compliance with policy. Such a determination (or the absence of any such determination) by the Chief or designee shall not be considered, or given any weight whatsoever, by the Chief, investigators, or any other oversight authority, when making a later determination regarding policy compliance in any criminal or disciplinary investigation.
- A member of Staff should consult with the involved officer(s) individually to confirm that they feel ready to return to full duty.
- The involved officer(s) shall successfully complete a firearms qualification with the Department Rangemaster.

BART POLICE CITIZENS REVIEW BOARD

MEMORANDUM

TO: BART Police Citizen Review Board Members **DATE:** August 12, 2019
FROM: Mr. Les Mensinger
SUBJECT: 2-3 Plan

As we all know we have a problem with our ridership not feeling safe on the BART trains. I propose a plan that will not cost any more money utilizing and improving with the personnel we have now, called the 2-3 plan: 2 patrolling cars and 3 CSO personnel.

Example: One car patrolling the parking lot in Hayward, 1 car patrolling the parking lot in Warm Springs, 1 CSO riding the train from Hayward to Warm Springs. When the CSO is riding the train, he/she will patrol the BART cars and talk with the passengers to see how things are going, and make them feel safe. This CSO will then trade with the CSO that is patrolling in the parking lot at Warm Springs. The Warm Springs CSO will board the train to Hayward and walk through the cars talking to the passengers to make them feel safe. Just the reverse of what was done from Hayward to Warm Springs. When he/she arrives in Hayward, the switch will be made again with the patrolling car and that CSO will board the train back to Warm Springs.

I am using these stations as an example, this can be implemented for all stations, a rotating system where there will always be a CSO on the trains and a CSO patrolling the parking lots.

Hayward -----CSO-----Warm Springs
CSO patrol car on train CSO patrol car

Thank you,
Les Mensinger
District 6 - BPCRB Representative

cc: BPCRB Members
Police Department
District Secretary's Office
Office of the Independent Police Auditor



BART POLICE DEPARTMENT



June 2019

MONTHLY REPORT

BPD Monthly Reports

June 2019

Report	Responsible
01 – Industrial Leave*	SSD – J. Morgan
02 – Vacancy	SSD – F. Cheung
03 – Diversity	SSD – F. Cheung
04 – Training	PS&T – P. Kwon
05 – Use of Force	PS&T – K. Franklin
06 – Citizen Complaints	PS&T – K. Franklin
07 – Internal Affairs Log	PS&T – K. Franklin
08 – Performance Measures	SSD – K. Dam
09 – Enforcement Contacts	SSD – K. Dam
10 – Parking Enforcement	POD – J. DeVera
11 – Warrant Arrests	SSD – K. Dam
12 – Detectives Assignments	SSD – J. Power
13 – Detectives Closure Rate	SSD – J. Power
14 – Assembly Bill 716	POD – A. Sandoval
15 – Absence Overview	SSD – C. Vogan
16 – Overtime	SSD – F. Cheung
17 – Communications Center	SSD – G. Hesson
18 – BART Watch	SSD – C. Vogan

*Not included in Year-End or Monthly BPCRB Reports

BART Police Department (07) Staffing Status

As of: 06/30/19
 Vacancy Factor: 0.0

	Pos'n Code	Job Title	FY19 Adopted	Reclass	As of 07/01/18	Filled	On Leave or TMD	Vacant
NON-SWORN (Rep)	027	Community Service Officer	59		59	42	4	17
	035	Fare Inspection Officer	16		16	12		4
	068	Crime Analyst	1		1	-		1
	045	Police Admin Specialist	12		12	10		2
	048	Police Dispatcher	18		18	14		4
	098	Revenue Protection Guard	19		19	16	-	3
	836	Police Sup./CAD/RMS Admin***	6		6	5	-	1
# SWORN	778	Police Officer	70		70	68	10	2
		In Academy = 13						-
		Field Training = 2						-
	788	Senior Police Officer	93		93	80	2	13
	798	Master Police Officer	13		13	10	-	3
	838	Police Sergeant	34		34	25	2	9
	888	Police Lieutenant	13		13	13		-
	898	Police Deputy Chief	3		3	3		-
	980	Police Chief	1		1	-		1
Non-Sworn (Non-Rep)	SF100	Mgr of Security Programs	1		1	1		-
	000065	Emergency Preparedness Mgr.	1		1	1	-	-
	000074	Crisis Outreach Coordinator	1		1	1		-
	000081	Accreditation Manager	1		1	1	-	-
	AF200	Sr. Administrative Analyst	1		1	1		-
DEPARTMENT TOTAL			363	-	363	303	18	60

Notes:
 FY19
 parking cso - 2
 fare evasion - 2 on hold pending rpt
 made that as 2 dispt
 11/2018 8 CSO added to the FET
 Ofc - 5 frozen

Note: BART Police Department has 17 Attrition Float positions, of which 10 are Police Officers (778), 5 are Community Service Officers (027) and 2 are Police Dispatchers (048).

> "On Leave" category does not include personnel on Admin Leave.

BART PD DIVERSITY MONTHLY REPORT

As of 6/30/19

+

<u>ETHNICITY</u>		<u>S</u>		<u>C</u>	
White	36% 109	39%	78	30%	31
Black	20% 62	21%	41	20%	21
Asian	22% 66	18%	35	30%	31
Hispanic	19% 59	21%	41	17%	18
American/ Indian	0% 0	0%	0	0%	0
Native Hawaiian/Pac Island	2% 7	2%	4	3%	3
Total:	100% 303	100%	199	100%	104
<u>DEMOGRAPHIC</u>		<u>S</u>		<u>C</u>	
Female	22% 64	9%	18	44%	46
Male	79% 239	91%	181	56%	58
Total:	100% 303	100%	199	100%	104
<u>CLASSIFICATION</u>					
Sworn	66% 199				
Civilian	34% 104				
Total:	100% 303				

CRISIS INTERVENTION TRAINING AS OF: June 30, 2019

Personnel Positions	Total Positions	Filled Positions	Vacant Positions	(Not in Academy or Field Training) Eligible to Attend Training	Total of Filled Positions Trained	Percentage of Total Filled Positions Trained	Percentage of Eligible Filled Positions Trained
Chief	1	0	1	0	0	#DIV/0!	#DIV/0!
Deputy Chiefs	3	3	0	3	3	100%	100%
Lieutenants	13	13	0	11	10	77%	91%
Sergeants	34	25	9	25	25	100%	100%
Officers	176	158	18	129	127	80%	98%
Dispatchers	18	14	4	14	10	71%	71%
CSOs/FEI	75	54	21	52	42	78%	81%
Crisis Outreach Coordinator	1	1	0	1	1	100%	100%
Total	321	268	53	235	218	81%	93%

Personnel Positions that are not designated to attend CIT Training

	Total	Filled	Vacant
Revenue Protection Guards	19	16	3
Police Administrative Specialists	12	10	2
Police Sup./CAD RMS Admin	6	5	1
Civilian Managers/Analyst	3	2	1
Manager Sec Prog	1	1	0
Sub Total	41	34	7
TOTAL PERSONNEL	362*	302	60

FAIR AND IMPARTIAL / BIASED BASED TRAINING AS OF June 30, 2019

Personnel Positions	Total Positions	Filled Positions	Vacant Positions	Eligible to Attend (Not in Academy or Field Training)	Total of Filled Positions Trained	Percentage of Total Filled Positions Trained	Percentage of Eligible Filled Positions
Chief	1	0	1	0	0	#DIV/0!	#DIV/0!
Deputy Chiefs	3	3	0	3	3	100.0%	100.0%
Lieutenants	13	13	0	10	10	76.9%	100.0%
Sergeants	34	25	9	25	25	100.0%	100.0%
Officers	176	158	18	129	129	81.6%	100.0%
CSOs/FEI	75	54	21	52	45	83.3%	86.5%
Total	302	253	49	219	212	83.8%	96.8%

Personnel Positions that are not designated to attend FAIR AND IMPARTIAL Training

	Total	Filled	Vacant
Dispatchers	18	14	4
Crisis Outreach Coordinator	1	1	0
Revenue Protection Guards	19	16	3
Police Administrative Specialists	12	10	2
Police Sup./CAD RMS Admin	6	5	1
Civilian Managers/Analyst	3	2	1
Manager Sec Prog	1	1	0
Sub Total	60	49	11
TOTAL PERSONNEL	362	302	60

POLICE ROADWAY PROTECTION TRAINING AS OF: June 30, 2019

Personnel Positions	Total Positions	Filled Positions	Vacant Positions	Eligible to Attend (Not in Academy, FTO, or IND/Leave)	Total of Filled Positions Trained	Percentage of Total Filled Positions Trained	Percentage of Eligible Filled Positions
Chief	1	0	1	0	0	#DIV/0!	#DIV/0!
Deputy Chiefs	3	3	0	3	3	100.0%	100.0%
Lieutenants	13	13	0	10	10	76.9%	100.0%
Sergeants	34	25	9	25	25	100%	100.0%
Officers	176	158	18	129	129	81.6%	100.0%
CSOs/FEI -Not Required	75	54	21	52	45	83.3%	86.5%
Total	302	253	49	219	212	83.8%	96.8%

Personnel Positions that are not REQUIRED to attend Police Roadway Protection Training

	Total	Filled	Vacant
Dispatchers	18	14	4
Crisis Outreach Coordinator	1	1	0
Revenue Protection Guards	19	16	3
Police Administrative Specialists	12	10	2
Police Sup./CAD RMS Admin	6	5	1
Civilian Managers/Analyst	3	2	1
Manager Sec Prog	1	1	0
Sub Total	60	49	11
TOTAL PERSONNEL	362	302	60

Use of Force Incidents - 2019

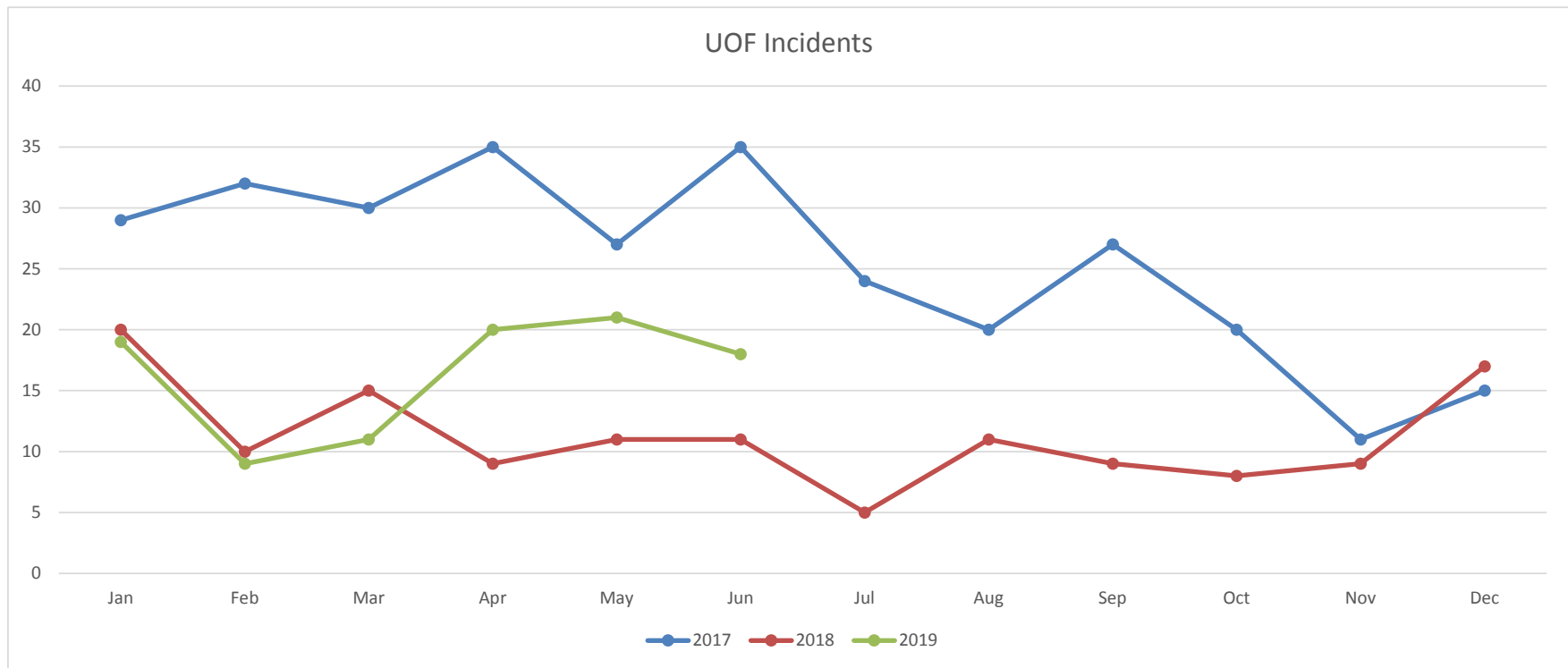
	Jan	Feb	Mar	Apr	May	Jun	Jul	Aug	Sep	Oct	Nov	Dec	Total
2019	19	9	11	20	21	18							98
YTD 2019	19	28	39	59	80	98							

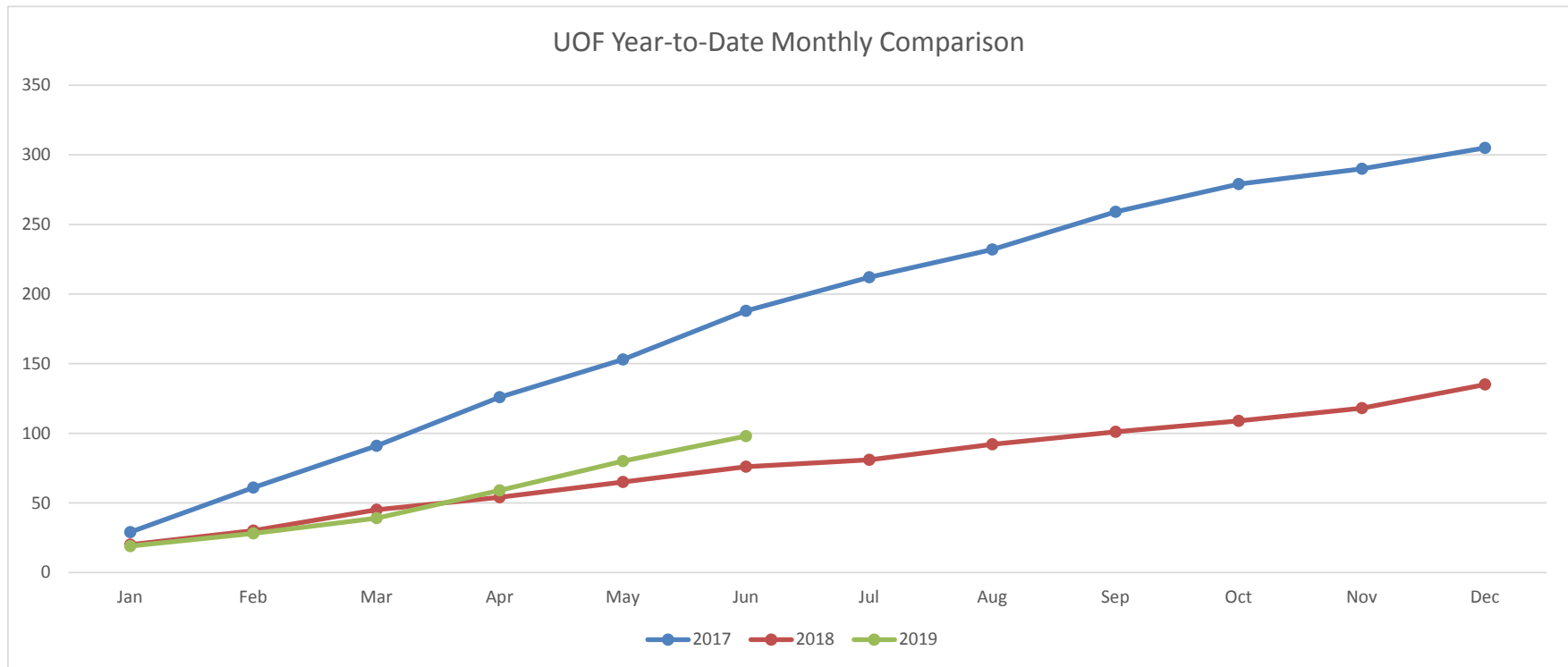
Use of Force Incidents - 2018

	Jan	Feb	Mar	Apr	May	Jun	Jul	Aug	Sep	Oct	Nov	Dec	Total
2018	20	10	15	9	11	11	5	11	9	8	9	17	135
YTD 2018	20	30	45	54	65	76	81	92	101	109	118	135	

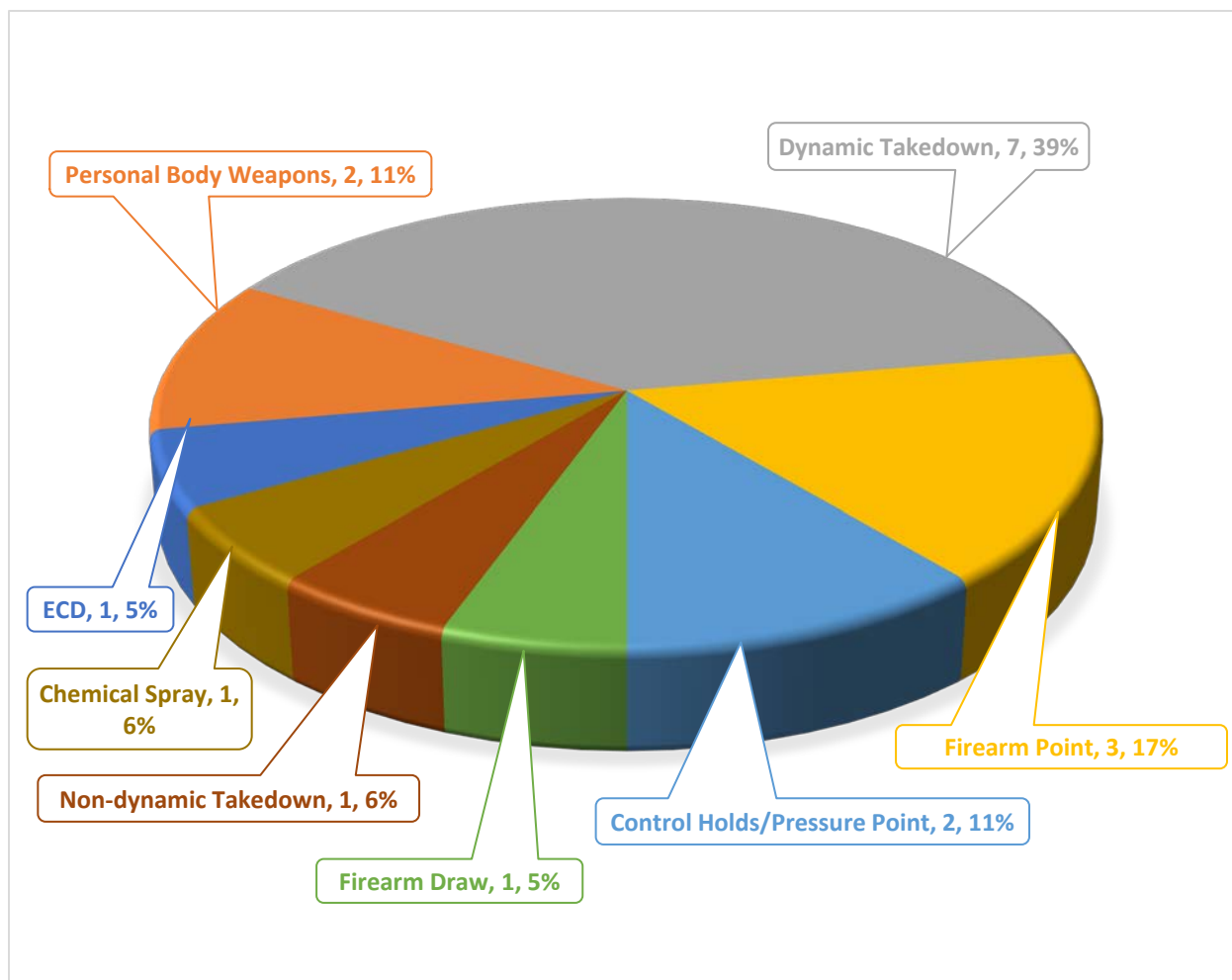
Use of Force Incidents - 2017

	Jan	Feb	Mar	Apr	May	Jun	Jul	Aug	Sep	Oct	Nov	Dec	Total
2017	29	32	30	35	27	35	24	20	27	20	11	15	305
YTD 2017	29	61	91	126	153	188	212	232	259	279	290	305	





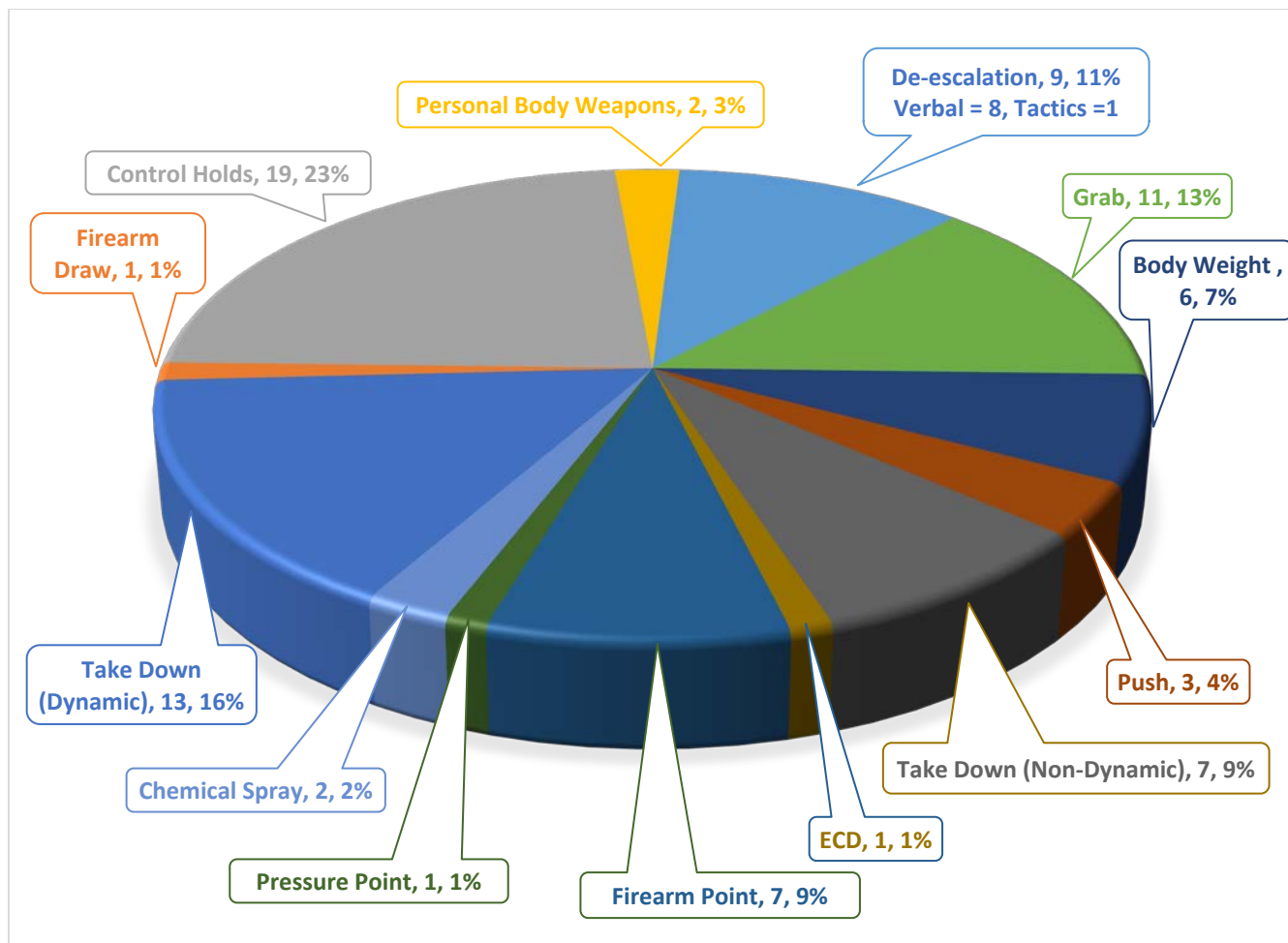
Force Options Used (Incident Count), June 2019



As of 5/9/19 there is one case that is still in Blue Team and there have been no Use of Force types identified.

*Each incident could contain more than one force option used. This pie chart reflects the most significant force option used per incident.

Types of Force Used, June 2019 (Overall Total)



*Some incidents involved the use of multiple force options. If two officers involved in the same incident used the same force option, this data would reflect both officers. As an example, if two officers in the same incident used control holds, this data would reflect two separate control holds.

Citizen Complaints - 2019

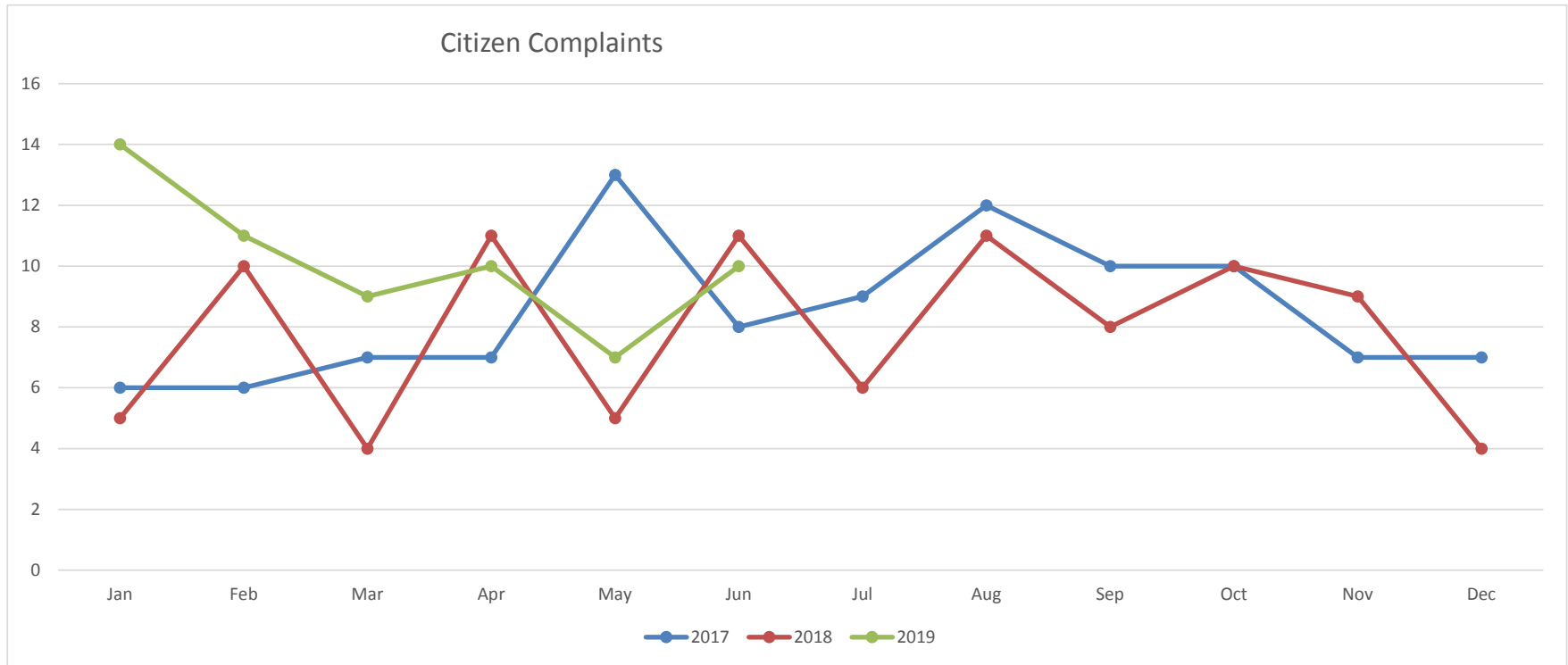
	Jan	Feb	Mar	Apr	May	Jun	Jul	Aug	Sep	Oct	Nov	Dec	Total
2019	14	11	9	10	7	10							61
YTD 2019	14	25	34	44	51	61							

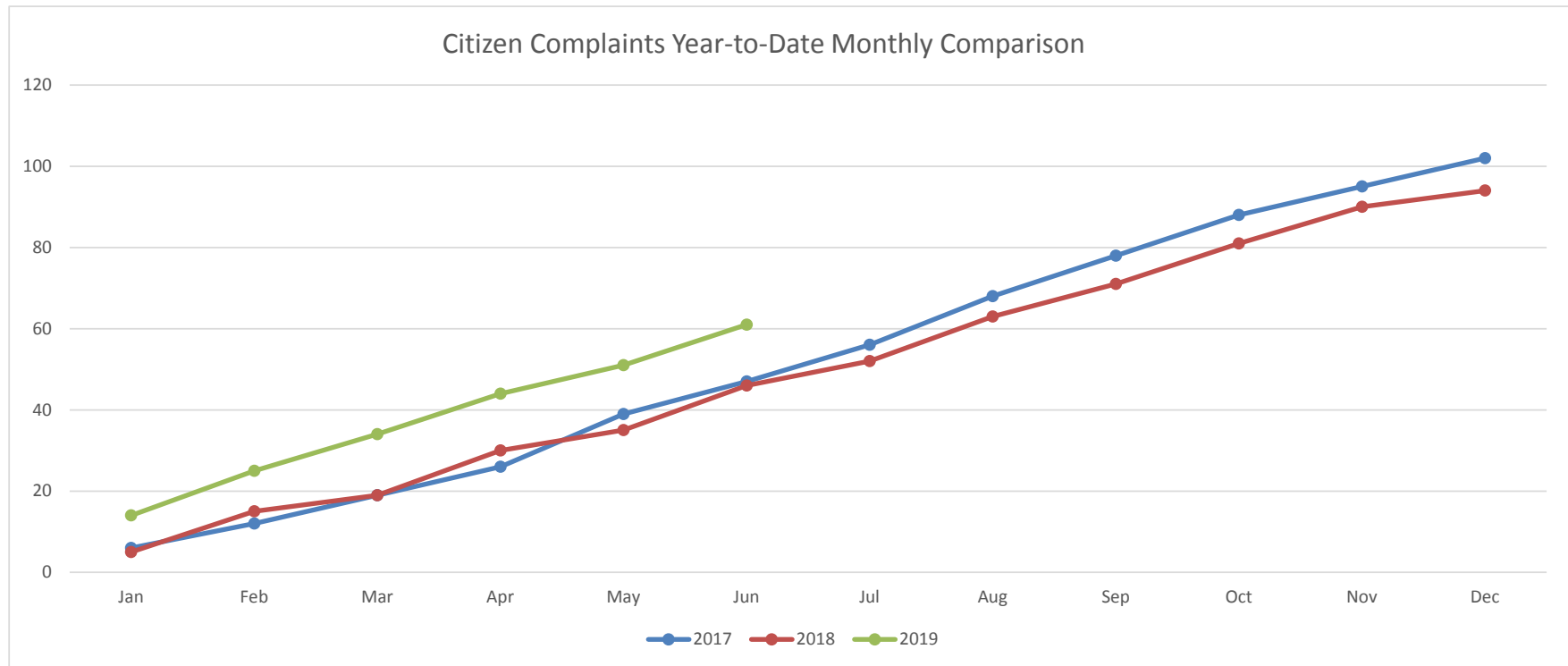
Citizen Complaints - 2018

	Jan	Feb	Mar	Apr	May	Jun	Jul	Aug	Sep	Oct	Nov	Dec	Total
2018	5	10	4	11	5	11	6	11	8	10	9	4	94
YTD 2018	5	15	19	30	35	46	52	63	71	81	90	94	

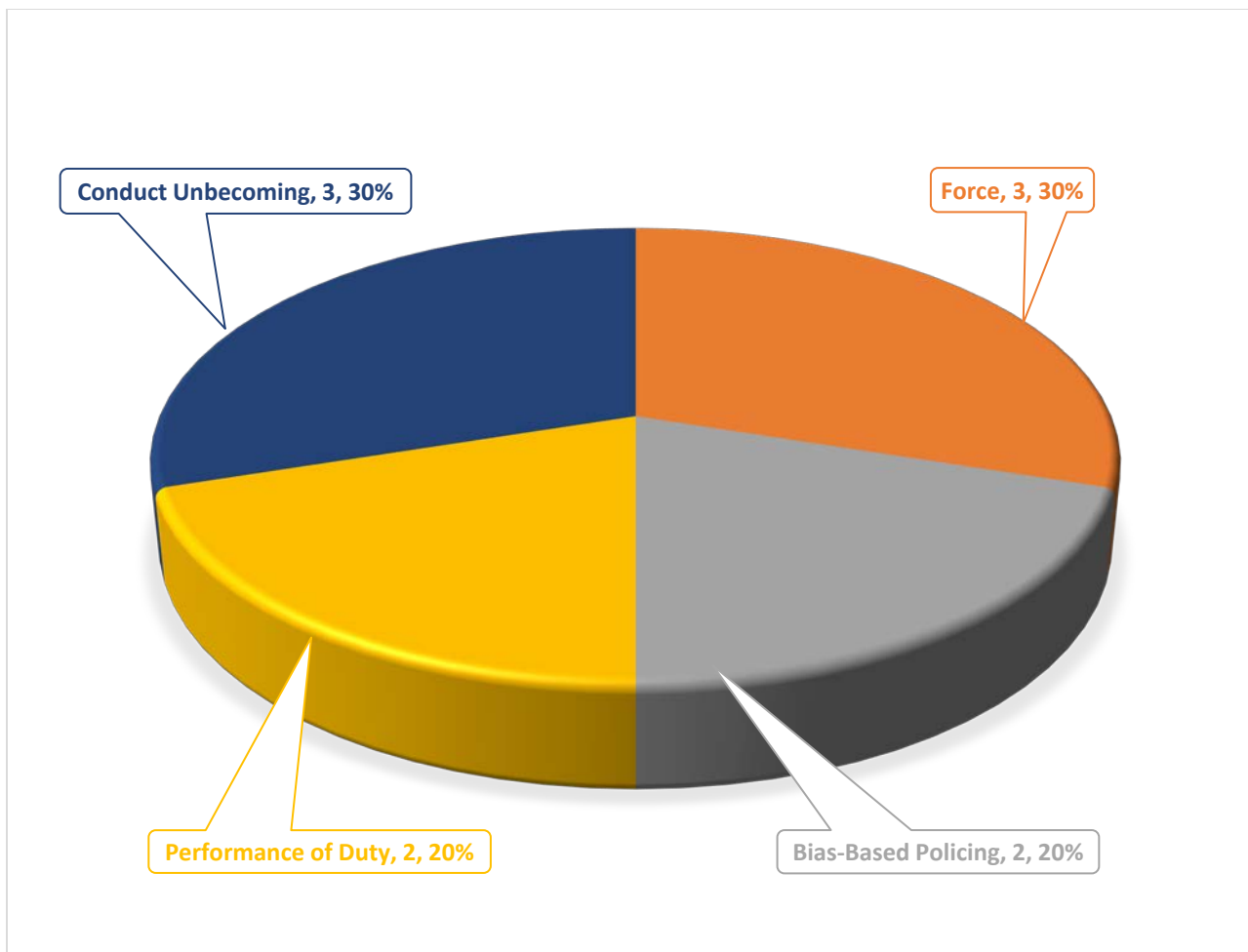
Citizen Complaints - 2017

	Jan	Feb	Mar	Apr	May	Jun	Jul	Aug	Sep	Oct	Nov	Dec	Total
2017	6	6	7	7	13	8	9	12	10	10	7	7	102
YTD 2017	6	12	19	26	39	47	56	68	78	88	95	102	





Complaints Received (Incident Count), June 2019



Each incident could contain more than one allegation. This pie chart reflects the most significant allegation per incident.

BART Police Department - Office of Internal Affairs								
Investigation Log - June 2019								
IA	DATE							
CASE #	OCC'D	REC'D	ALLEGATION	MISC	INVESTIGATOR	STATUS	5 MONTH DATE	DUE DATE
IA2018-060	07/22/18	7/23/2018	Service Review		Lt. Franklin	Tolled	12/23/18	
IA2018-081	09/26/18	9/27/2018	CUBO	<i>Lt. Scott</i>	Sgt. McNack	To Patrol	02/26/19	9/27/2019
IA2018-090	43390	10/17/2018	CUBO, Bias-Based Policing	<i>Deferred to OIPA #18-40</i>		OIPA Investigation	43542	10/17/2019
IA2018-093	10/23/2018	10/23/2018	Performance of Duty	<i>Deferred to OIPA #18-42</i>		OIPA Investigation	43548	10/23/2019
IA2018-095	10/31/2018	10/31/2018	Force, Arrest/Detention	<i>Deferred to OIPA #18-44</i>		OIPA Investigation	4/1/2019	10/31/2019
IA2018-100	11/11/2018	11/11/2018	Bias-Based Policing, CUBO, Force		Sgt. T. Salas	In Progress	4/12/2019	11/11/2019
IA2018-108	12/7/2018	12/7/2018	Bias-Based Policing	Admin Closure	Sgt. McNack	Pending Approval	5/8/2019	12/7/2019
IA2018-109	12/6/2018	12/11/2018	CUBO, POD		Sgt. T. Salas	In Progress	5/12/2019	12/11/2019
IA2018-113	11/22/2018	12/26/2018	Force, Axon, Policy/Procedure		Sgt. McNack	In Progress	5/27/2019	12/26/2019
IA2019-001	1/1/2019	1/2/2019	Force		Sgt. T. Salas	In Progress	6/3/2019	1/2/2020
IA2019-003	1/7/2019	1/7/2019	Force, CUBO, Misconduct, POD		Sgt. McNack	In Progress	6/8/2019	1/7/2020
IA2019-005	1/11/2018	1/8/2019	CUBO	Admin Closure	Sgt. T. Salas	In Progress	6/9/2019	1/8/2020
IA2019-006	8/9/2018	1/15/2019	POD	Patrol Candidate	Sgt. McNack	In Progress	6/16/2019	1/15/2020
IA2019-007	1/7/2019	1/7/2019	CUBO		Sgt. T. Salas	In Progress	6/16/2019	1/7/2020
IA2019-008	1/17/2019	1/18/2019	Force	Admin Closure	Sgt. T. Salas	In Progress	6/19/2019	1/18/2020
IA2019-012	1/28/2019	1/29/2019	POD	OIPA Intake #19-02	Sgt. T. Salas	In Progress	6/30/2019	1/29/2020
IA2019-013	1/28/2019	1/29/2019	POD, Policy/Procedure		Sgt. McNack	In Progress	6/30/2019	1/29/2020
IA2019-014	1/31/2019	1/31/2019	BBP, CUBO		Sgt. McNack	In Progress	7/2/2019	1/31/2020
IA2019-016	1/18/2019	2/5/2019	POD		Sgt. T. Salas	In Progress	3/9/2019	2/5/2020
IA2019-019	1/2/2019	1/18/2019	Force		Sgt. McNack	In Progress	7/13/2019	1/18/2020
IA2019-021	2/11/2019	2/11/2019	Force		Sgt. T. Salas	In Progress	7/23/2019	2/11/2020
IA2019-024		2/17/2019	CUBO		Sgt. McNack	In Progress	7/19/2019	2/17/2020
IA2019-025	2/21/2019	2/25/2019	Force, CUBO		Sgt. McNack	In Progress	7/23/2019	2/25/2020
IA2019-034	3/7/2019	3/13/2019		<i>Deferred to OIPA #19-10</i>		OIPA Investigation	3/13/2019	3/13/2020
IA2019-036	1/27/2019	3/18/2019	Force, Arrest/Detention	<i>Deferred to OIPA #19-11</i>		OIPA Investigation	8/17/2019	3/18/2020
IA2019-037	3/18/2019	3/18/2019		OIPA Intake #19-12	Sgt. McNack	In Progress	8/17/2019	3/18/2020
IA2019-039	3/22/2019	3/22/2019	CUBO	Admin Closure Clear by video	Sgt. T. Salas	In Progress	8/21/2019	3/22/2020
IA2019-041	3/26/2019	3/25/2019	Force, Policy/Procedure	<i>Deferred to OIPA #19-13</i>		OIPA Investigation	8/17/2019	3/25/2020
IA2019-042	1/27/2019	3/29/2019	POD, CUBO, Policy/Procedure		Sgt. McNack	In Progress	8/28/2019	3/29/2020
IA2019-043	2/13/2019	2/13/2019	Force		Sgt. McNack	In Progress	9/1/2019	2/13/2020
IA2019-045		4/3/2019	Arrest/Detention	Inquiry	Lt. Franklin	In Progress	9/2/2019	4/3/2020
IA2019-050	4/11/2019		Per Chief, regarding how department handled a call for service	Service Review	Sgt. T. Salas	In Progress	5/12/2019	12/31/1900

IA	DATE		ALLEGATION	MISC	INVESTIGATOR	STATUS	5 MONTH DATE	DUE DATE
	CASE #	OCC'D						
IA2019-052	4/16/2019	4/16/2019	Force, CUBO		Sgt. McNack	In Progress	9/15/2019	4/16/2020
IA2019-053	4/17/2019	4/17/2019	CUBO, BBP	Admin Closure	Sgt. McNack	In Progress	9/16/2019	4/17/2020
IA2019-054	4/17/2019	4/17/2019	Force, CUBO	Deferred to OIPA #19-15		OIPA Investigation	5/12/2019	4/17/2020
IA2019-055	4/21/2019	4/21/2019	CUBO	Admin Closure	Sgt. T. Salas	In Progress		4/21/2020
IA2019-056	4/29/2019	4/30/2019	POD, CUBO	SR sent to Sgt. Lee on 05/17/19	Sgt. T. Salas	In Progress	5/30/2019	4/30/2020
IA2019-057	4/29/2019	4/29/2019	Arrest/Detention BBP, CUBO	Deferred to OIPA #19-17		OIPA Investigation	9/28/2019	4/29/2020
IA2019-060	4/8/2019	5/6/2019	Arrest/Detention Force, Axon, CUBO	Deferred to OIPA #19-19		OIPA Investigation	9/10/2019	5/6/2020
IA2019-061	5/11/2019	5/11/2019	Force		Sgt. T. Salas	In Progress	10/10/2019	5/11/2020
IA2019-062	5/16/2019	5/16/2019	Force		Sgt. T. Salas	In Progress	10/15/2019	5/16/2020
IA2019-063	5/7/2019	5/16/2019	Force		Lt. Franklin	In Progress	10/15/2019	5/16/2020
IA2019-064	12/7/2018	5/22/2019	POD		Sgt. T. Salas	In Progress	10/21/2019	5/22/2020
IA2019-065	5/22/2019	5/23/2019	Bias- Based Policing	Admin Closure	Sgt. T. Salas	In Progress	10/22/2019	5/23/2020
IA2019-066	4/8/2019	5/8/2019	CUBO		Sgt. McNack	In Progress	10/7/2019	5/8/2020
IA2019-067	5/16/2019	5/16/2019	Force		Sgt. McNack	In Progress	10/15/2019	5/16/2020
IA2019-068	6/3/2019	6/3/2019	Force		Sgt. McNack	In Progress	11/2/2019	6/3/2020
IA2019-069	6/4/2019	6/4/2019	CUBO		Sgt. McNack	In Progress	11/3/2019	6/4/2020
IA2019-070	6/6/2019	6/6/2019	POD	OIPA Intake #19-21	Sgt. McNack	In Progress	10/15/2019	6/6/2020
IA2019-071	6/6/2019	6/11/2019	Bias-Based Policing CUBO		Sgt. McNack	In Progress	11/10/2019	6/11/2020
IA2019-072	6/5/2019	6/6/2019	Force		Sgt. McNack	In Progress	11/12/2019	6/6/2020
IA2019-073	6/13/2019	6/14/2019	Bias-Based Policing	OIPA Intake #19-22 Admin Closure	Sgt. McNack	In Progress	11/13/2019	6/14/2020
IA2019-074	6/25/2019	6/25/2019	Force		Sgt. T. Salas	In Progress	11/25/2019	6/25/2020
IA2019-077	5/16/2019	5/16/2019	Axon Camera		Sgt. T. Salas	In Progress	10/15/2019	5/16/2020
IA2019-078	6/29/2019	7/2/2019	BBP, POD	Admin Closure	Sgt. T. Salas	In Progress	12/1/2019	7/2/2020
IA2019-079	4/20/2019	7/2/2019	CUBO		Sgt. T. Salas	In Progress	12/1/2019	7/2/2020
IA2019-080	6/28/2019	7/1/2019	Bias-Based Policing		Sgt. T. Salas	In Progress	11/30/2019	7/1/2020
IA2019-081	Unk	6/25/2019	POD	OIPA Intake #19-23	Sgt. T. Salas	In Progress	11/24/2019	6/25/2020

PART 1 CRIMES	2014	2015	2016	2017	2018	YTD June		% change from '19
						2018	2019	
Homicide	0	1	1	0	3	0	0	0%
Rape	2	3	4	8	3	2	2	0%
Robbery	153	161	232	290	349	152	189	24%
Aggravated Assault	71	73	93	125	130	68	60	-12%
Violent Crime Subtotal	226	238	330	423	485	222	251	13%
Burglary (Not including Auto)	7	4	12	15	18	10	11	10%
Larceny	2597	2325	2217	2593	2590	1225	1502	23%
Auto Theft	522	480	480	420	354	222	106	-52%
Arson	0	0	1	4	4	3	1	-67%
Property Crime Subtotal	3126	2809	2710	3032	2966	1460	1620	11%
TOTAL	3352	3047	3040	3455	3451	1682	1871	11%



BART Police Performance Measurements

June 2019

Disclaimer--**The data is drawn from the BART Police Department TriTech computer database, and they are unaudited. The numbers may not match the official monthly totals reported to the FBI through the Uniform Crime Reporting (UCR) program. Late reporting, the reclassification or unbounding of crimes, can affect crime statistics. **OT Budget costs** are projected numbers and actual numbers are about 4 months behind. The statistics contained in the on the Performance Measurements are **subject to change , updates, and corrections. ****

Top 5 Stations For Part 1 Crimes

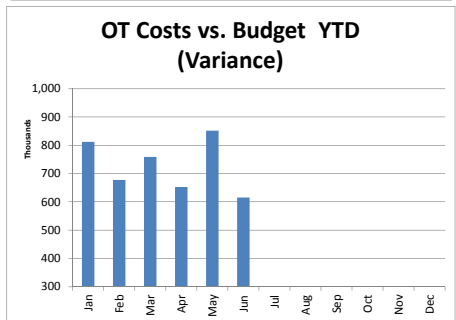
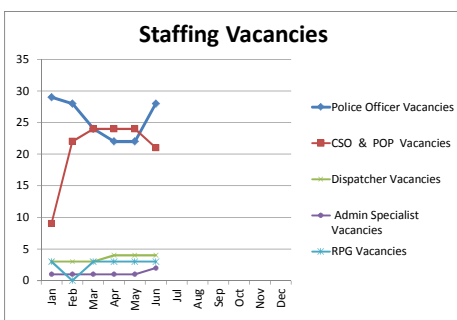
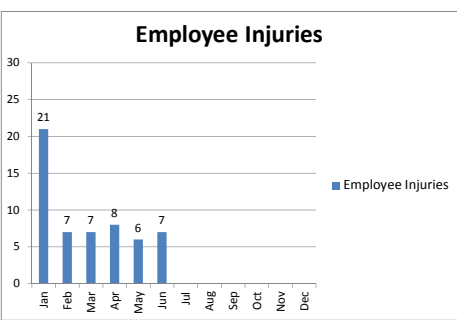
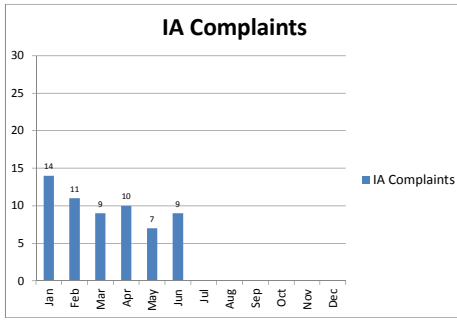
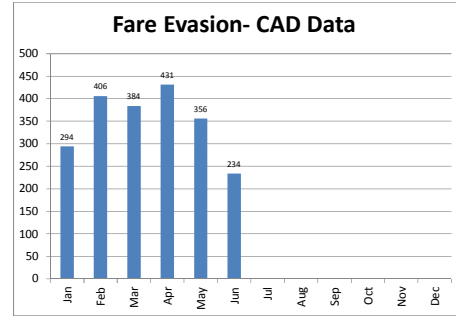
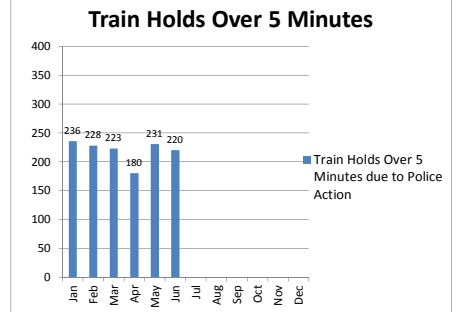
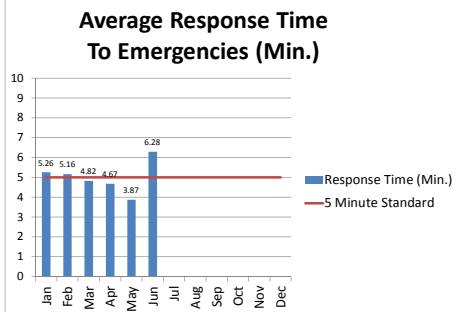
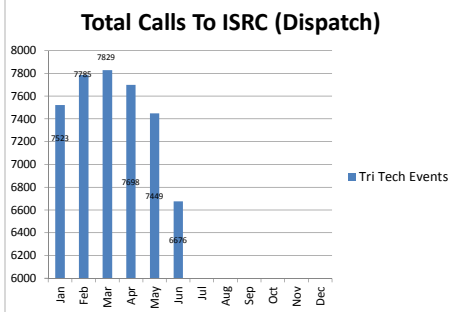
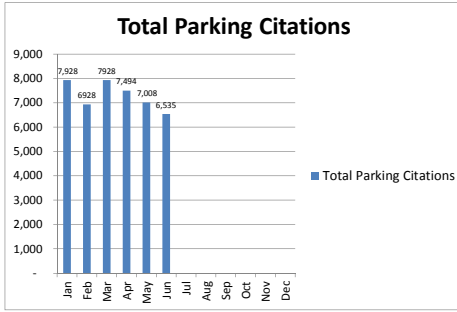
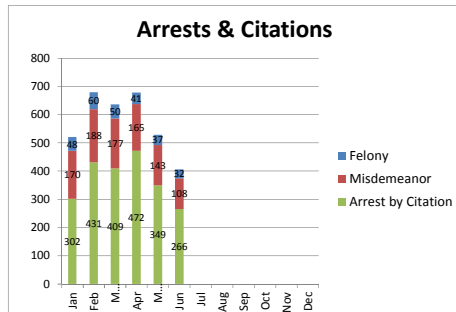
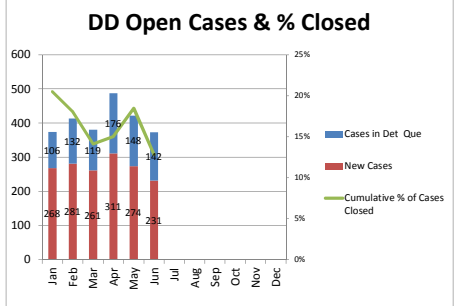
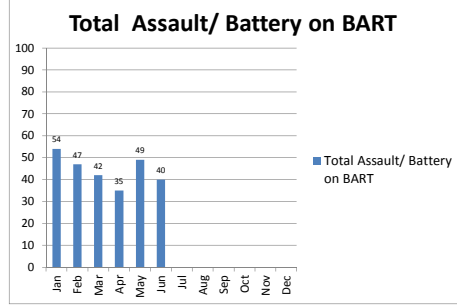
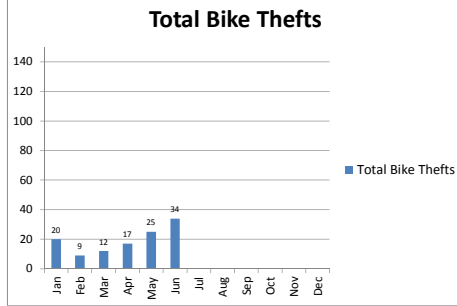
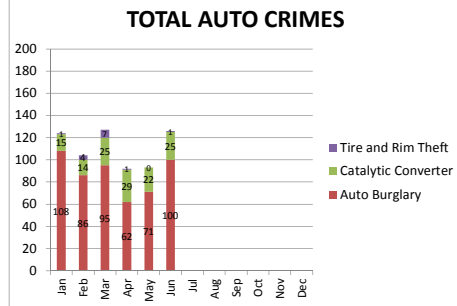
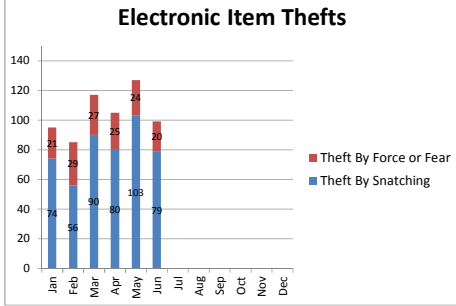
2019 Current Month

Coliseum
Hayward
Balboa Park
Daly City
West Oakland

Most Frequent all of 2018 2018 YEAR

Coliseum
West Oakland
Hayward/ San Leandro
Richmond
Fruitvale

This list was obtained by adding the highest totals listed in the Part 1 crimes data.



PART 1 CRIMES	2017	2018	YTD June		% change from '18
			2018	2019	
Homicide	0	2	1	1	0%
Rape	6	3	2	2	0%
Robbery	191	215	90	116	29%
Aggravated Assault	73	87	44	30	-32%
Violent Crime Subtotal	270	307	137	149	9%
Burglary (Not Including Auto)	8	11	6	6	0%
Larceny	1471	1283	656	744	13%
Auto Theft	266	199	116	61	-47%
Arson	2	3	3	1	-67%
Property Crime Subtotal	1747	1496	781	812	4%
TOTAL	2017	1803	918	961	5%

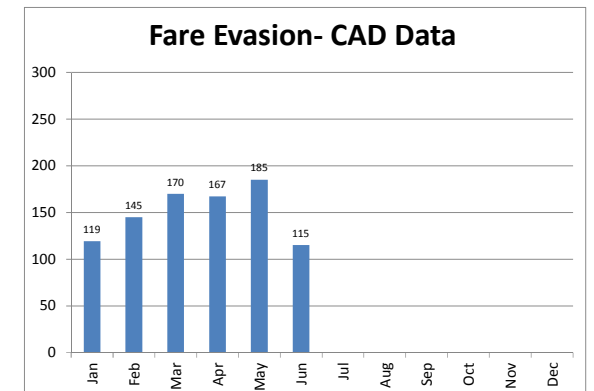
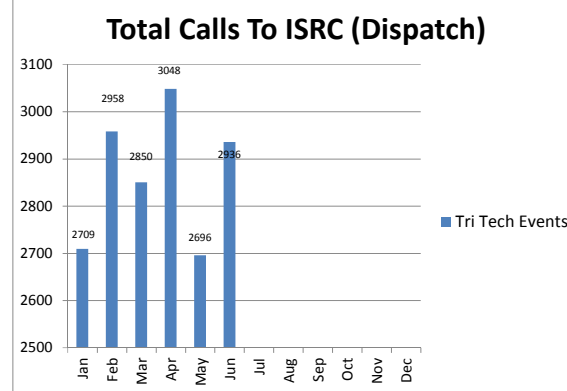
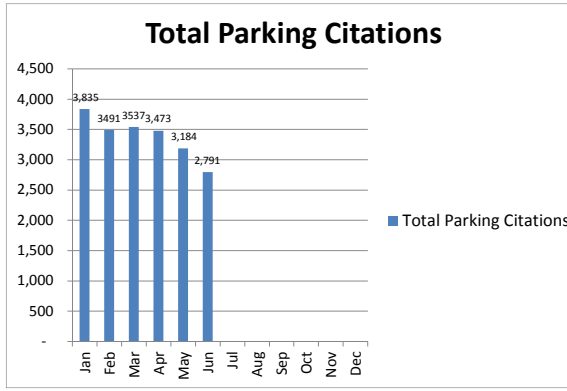
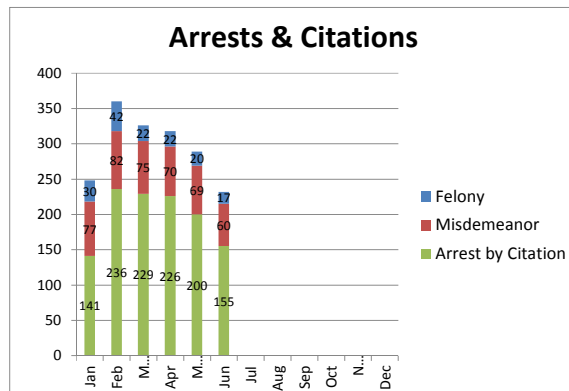
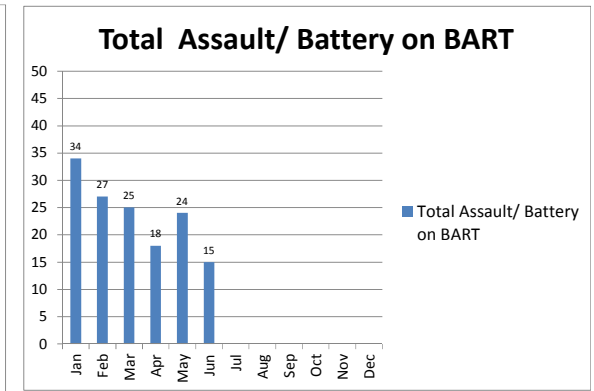
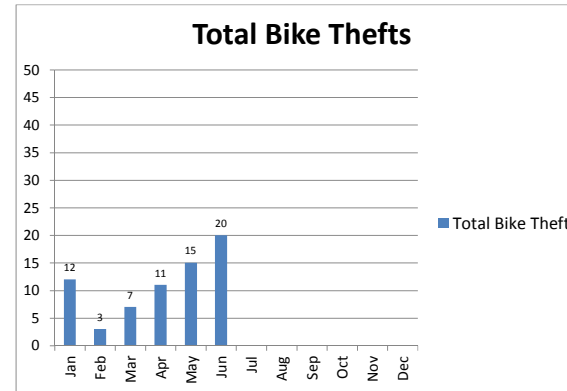
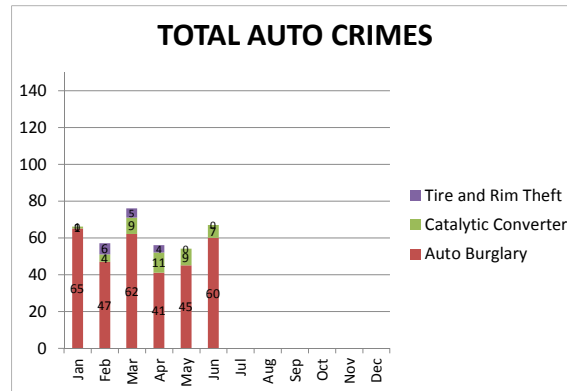
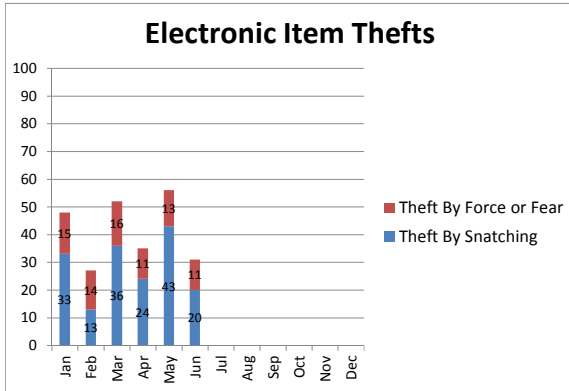


BART Police Performance Measurements

Alameda County Crime Statistics

June 2019

Disclaimer--**The data is drawn from the BART Police Department TriTech computer database, and they are unaudited. The numbers may not match the official monthly totals reported to the FBI through the Uniform Crime Reporting (UCR) program. Late reporting, the reclassification or unbounding of crimes, can affect crime statistics. The statistics contained in the on the Performance Measurements are [subject to change , updates, and corrections.](#) **



PART 1 CRIMES	2017	2018	YTD June		% change from '18
			2018	2019	
Homicide	0	1	0	0	0%
Rape	1	0	0	0	0%
Robbery	35	29	17	18	6%
Aggravated Assault	23	20	11	10	-9%
Violent Crime Subtotal	59	50	28	28	0%
Burglary (Not Including Auto)	2	1	1	2	100%
Larceny	675	670	329	303	-8%
Auto Theft	134	135	73	41	-44%
Arson	3	1	1	0	-100%
Property Crime Subtotal	814	807	404	346	-14%
TOTAL	873	857	432	374	-13%

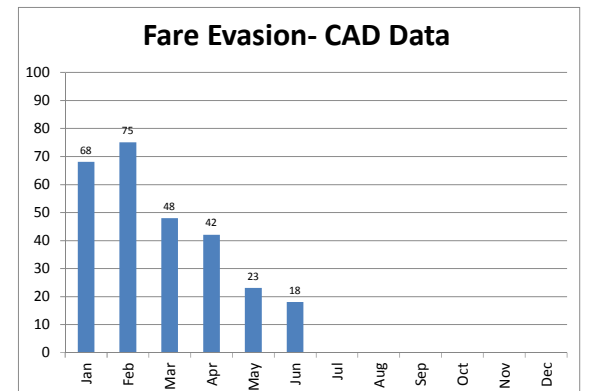
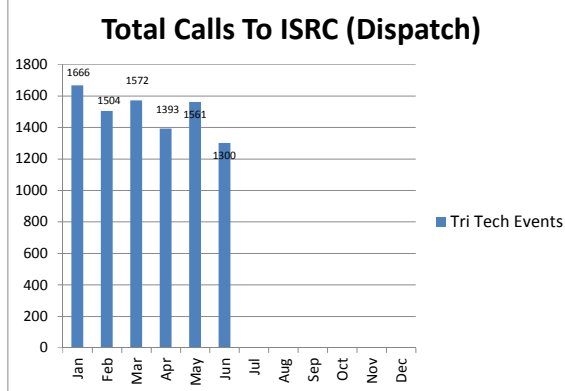
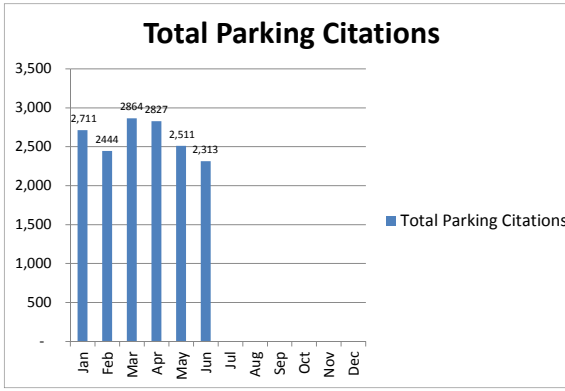
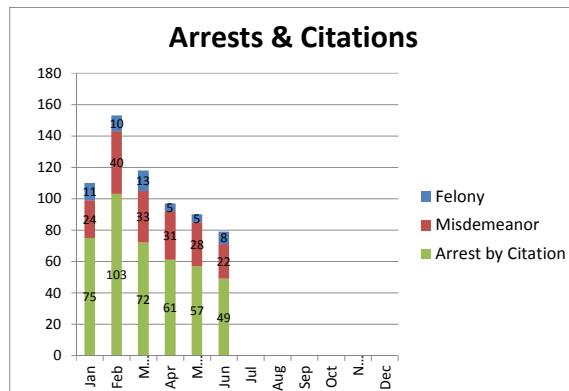
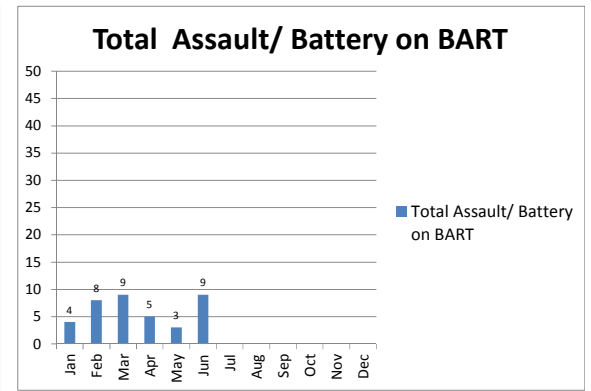
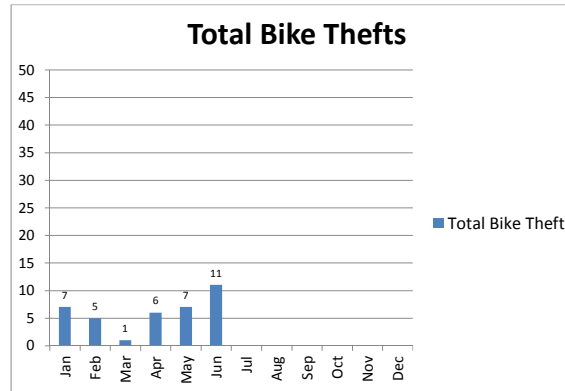
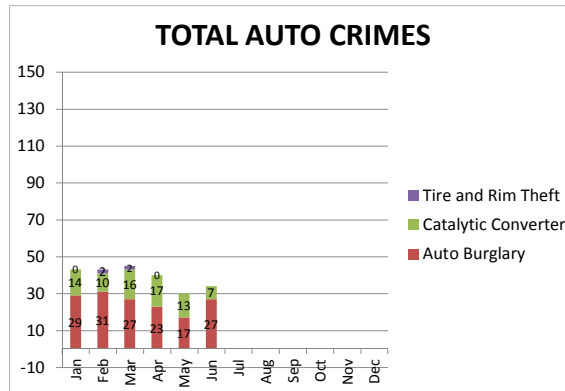
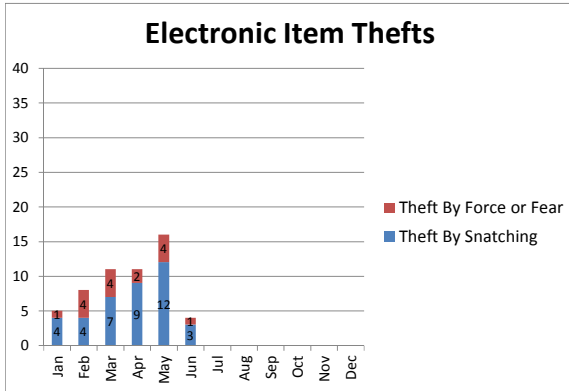


BART Police Performance Measurements

Contra Costa County Crime Statistics

June 2019

Disclaimer--**The data is drawn from the BART Police Department TriTech computer database, and they are unaudited. The numbers may not match the official monthly totals reported to the FBI through the Uniform Crime Reporting (UCR) program. Late reporting, the reclassification or unbounding of crimes, can affect crime statistics. The statistics contained in the on the Performance Measurements are [subject to change , updates, and corrections.](#) **



PART 1 CRIMES	2017	2018	YTD June		% change from '18
			2018	2019	
Homicide	0	0	0	0	0%
Rape	0	0	0	0	0%
Robbery	49	97	41	50	22%
Aggravated Assault	23	18	10	18	80%
Violent Crime Subtotal	72	115	51	68	33%
Burglary (Not Including Auto)	5	6	3	2	-33%
Larceny	244	476	167	307	84%
Auto Theft	2	1	0	0	0%
Arson	0	0	0	0	0%
Property Crime Subtotal	251	483	170	309	82%
TOTAL	323	598	221	377	71%

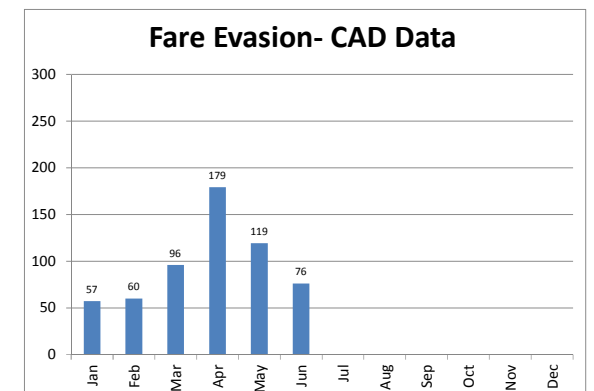
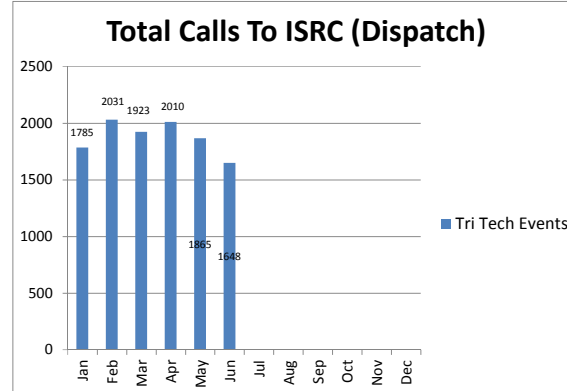
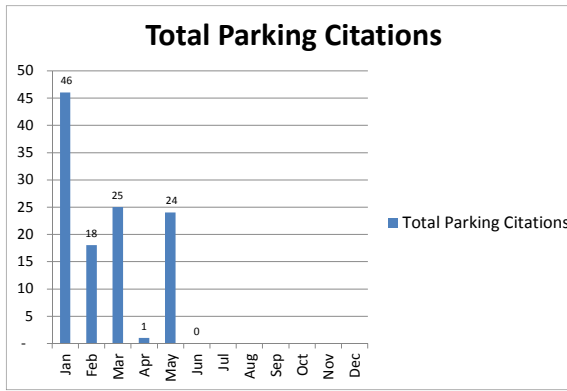
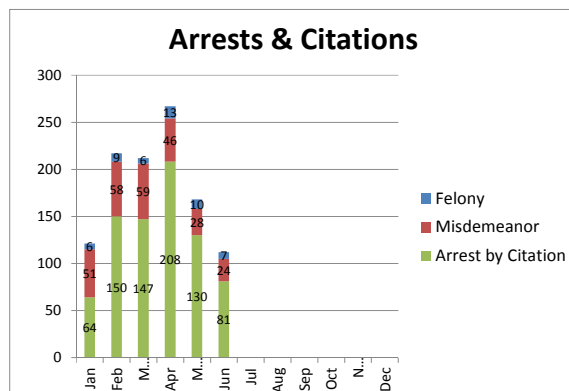
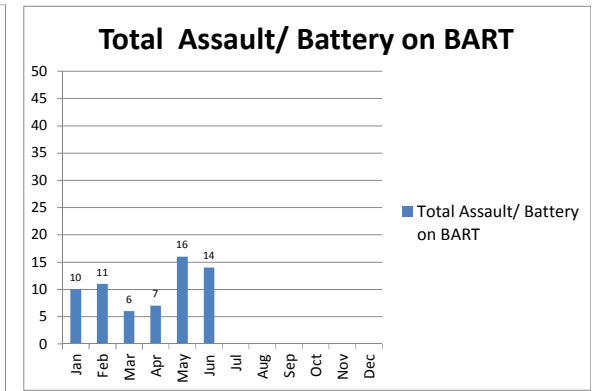
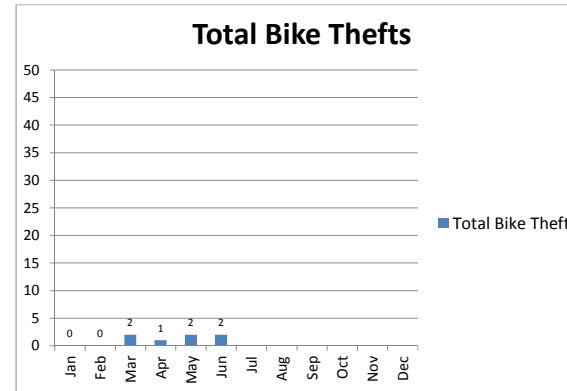
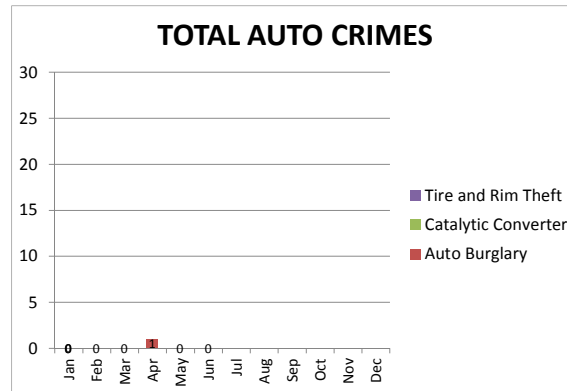
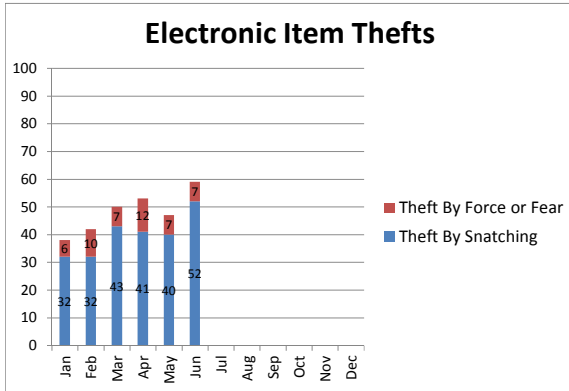


BART Police Performance Measurements

San Francisco County Crime Statistics

June 2019

Disclaimer--**The data is drawn from the BART Police Department TriTech computer database, and they are unaudited. The numbers may not match the official monthly totals reported to the FBI through the Uniform Crime Reporting (UCR) program. Late reporting, the reclassification or unbounding of crimes, can affect crime statistics. The statistics contained in the on the Performance Measurements are [subject to change, updates, and corrections.](#) **



PART 1 CRIMES	2017	2018	YTD June		% change from '18
			2018	2019	
Homicide	0	0	0	0	0%
Rape	1	0	0	0	0%
Robbery	15	8	3	5	67%
Aggravated Assault	6	5	3	3	0%
Violent Crime Subtotal	22	13	6	8	33%
Burglary (Not Including Auto)	0	0	0	0	0%
Larceny	208	161	87	140	61%
Auto Theft	18	19	11	5	-55%
Arson	0	0	0	0	0%
Property Crime Subtotal	226	180	98	145	48%
TOTAL	248	193	104	153	47%

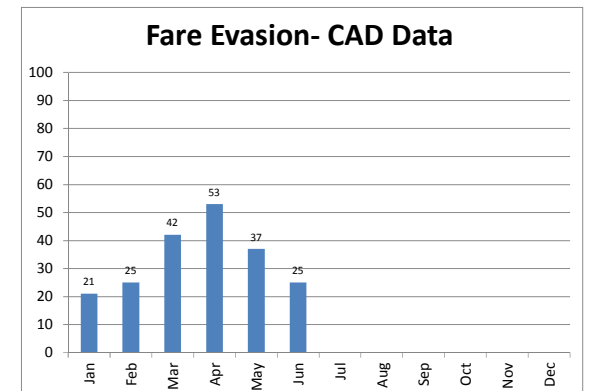
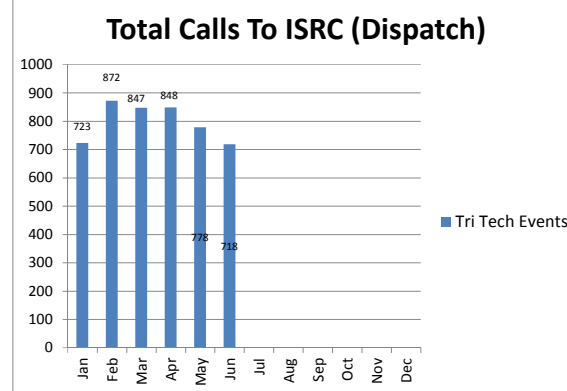
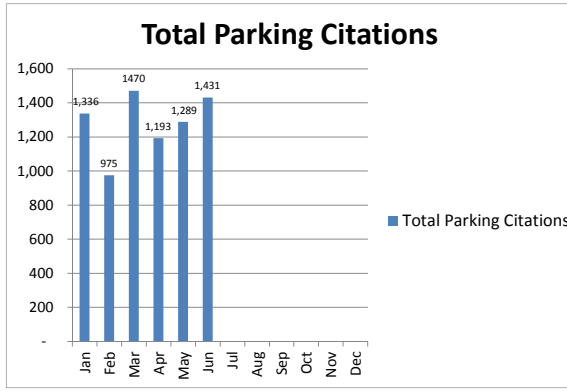
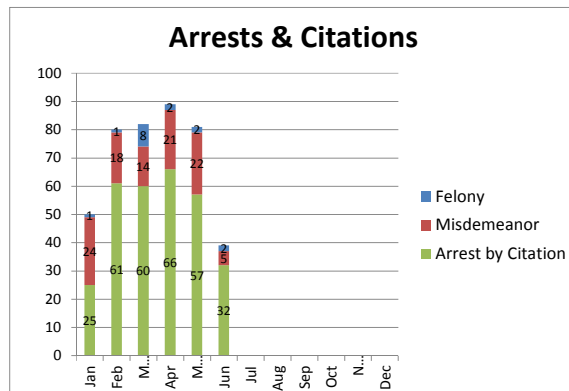
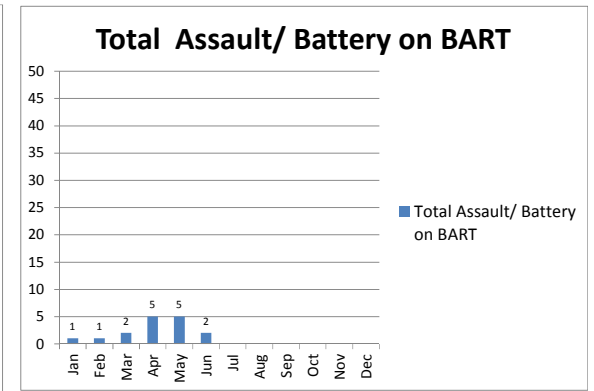
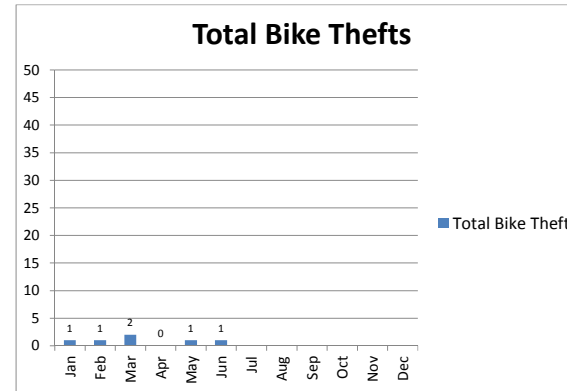
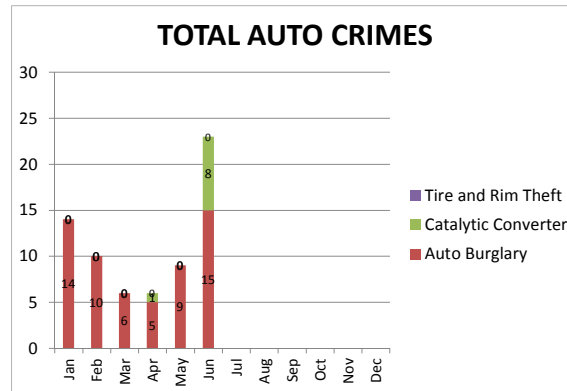
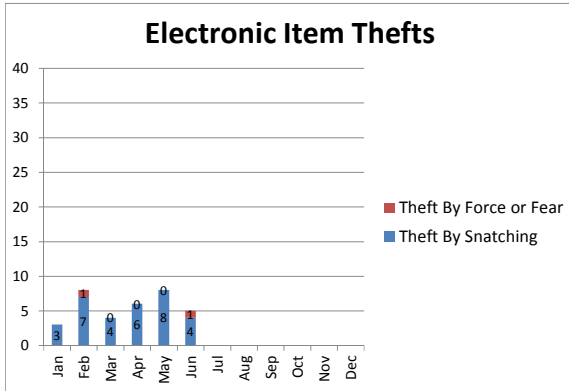


BART Police Performance Measurements

San Mateo County Crime Statistics

June 2019

Disclaimer--**The data is drawn from the BART Police Department TriTech computer database, and they are unaudited. The numbers may not match the official monthly totals reported to the FBI through the Uniform Crime Reporting (UCR) program. Late reporting, the reclassification or unbounding of crimes, can affect crime statistics. The statistics contained in the on the Performance Measurements are [subject to change , updates, and corrections.](#) **



Enforcement Contacts - 2019

	Jan	Feb	Mar	Apr	May	Jun	Jul	Aug	Sep	Oct	Nov	Dec	YTD
Felony Arrest	48	60	50	41	37	32							268
YTD 2019	48	108	158	199	236	268							
Misd. Arrest	170	188	177	165	143	108							951
YTD 2019	170	358	535	700	843	951							
Cite & Release	302	431	409	472	349	266							2,229
YTD 2019	302	733	1,142	1,614	1,963	2,229							
Field Interview	814	945	804	891	701	510							4,665
YTD 2019	814	1,759	2,563	3,454	4,155	4,665							

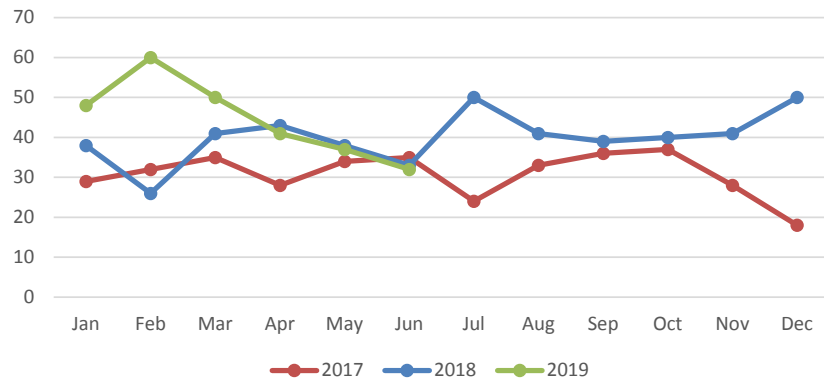
Enforcement Contacts - 2018

	Jan	Feb	Mar	Apr	May	Jun	Jul	Aug	Sep	Oct	Nov	Dec	YTD
Felony Arrest	38	26	41	43	38	33	50	41	39	40	41	50	480
YTD 2018	38	64	105	148	186	219	269	310	349	389	430	480	
Misd. Arrest	88	109	123	90	117	142	108	127	119	160	144	129	1,456
YTD 2018	88	197	320	410	527	669	777	904	1,023	1,183	1,327	1,456	
Cite & Release	396	405	457	175	280	235	199	236	151	206	144	176	3,060
YTD 2018	396	801	1,258	1,433	1,713	1,948	2,147	2,383	2,534	2,740	2,884	3,060	
Field Interview	512	581	581	476	527	513	491	605	433	570	489	463	6,241
YTD 2018	512	1,093	1,674	2,150	2,677	3,190	3,681	4,286	4,719	5,289	5,778	6,241	

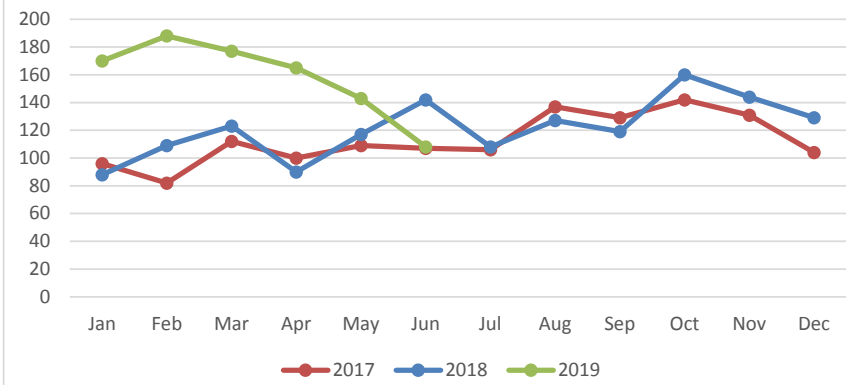
Enforcement Contacts - 2017

	Jan	Feb	Mar	Apr	May	Jun	Jul	Aug	Sep	Oct	Nov	Dec	YTD
Felony Arrest	29	32	35	28	34	35	24	33	36	37	28	18	369
YTD 2017	29	61	96	124	158	193	217	250	286	323	351	369	
Misd. Arrest	96	82	112	100	109	107	106	137	129	142	131	104	1,355
YTD 2017	96	178	290	390	499	606	712	849	978	1,120	1,251	1,355	
Cite & Release	356	578	355	252	222	155	261	654	385	730	287	200	4,435
YTD 2017	356	934	1,289	1,541	1,763	1,918	2,179	2,833	3,218	3,948	4,235	4,435	
Field Interview	175	336	322	349	418	336	348	545	749	646	508	466	5,198
YTD 2017	175	511	833	1,182	1,600	1,936	2,284	2,829	3,578	4,224	4,732	5,198	

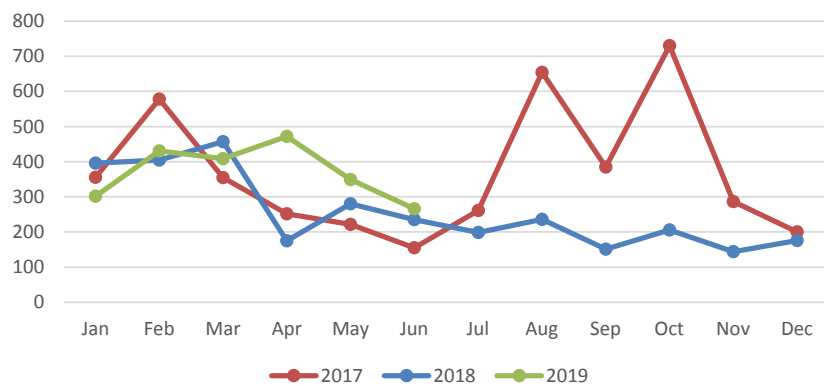
Felony Arrests



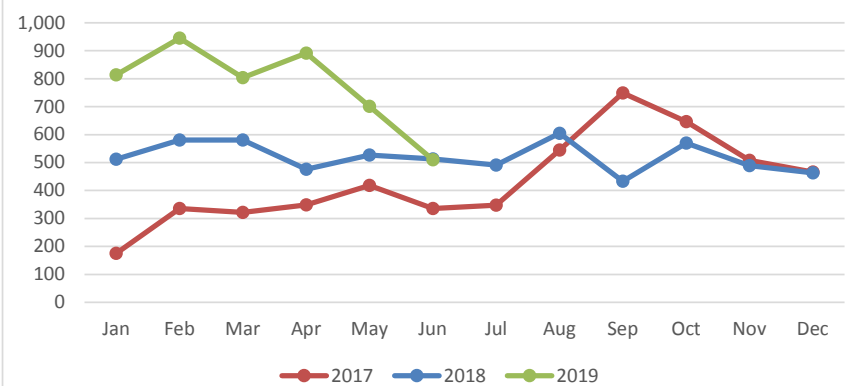
Misdemeanor Arrests



Cite & Release



Field Interviews



Parking Enforcement - 2019

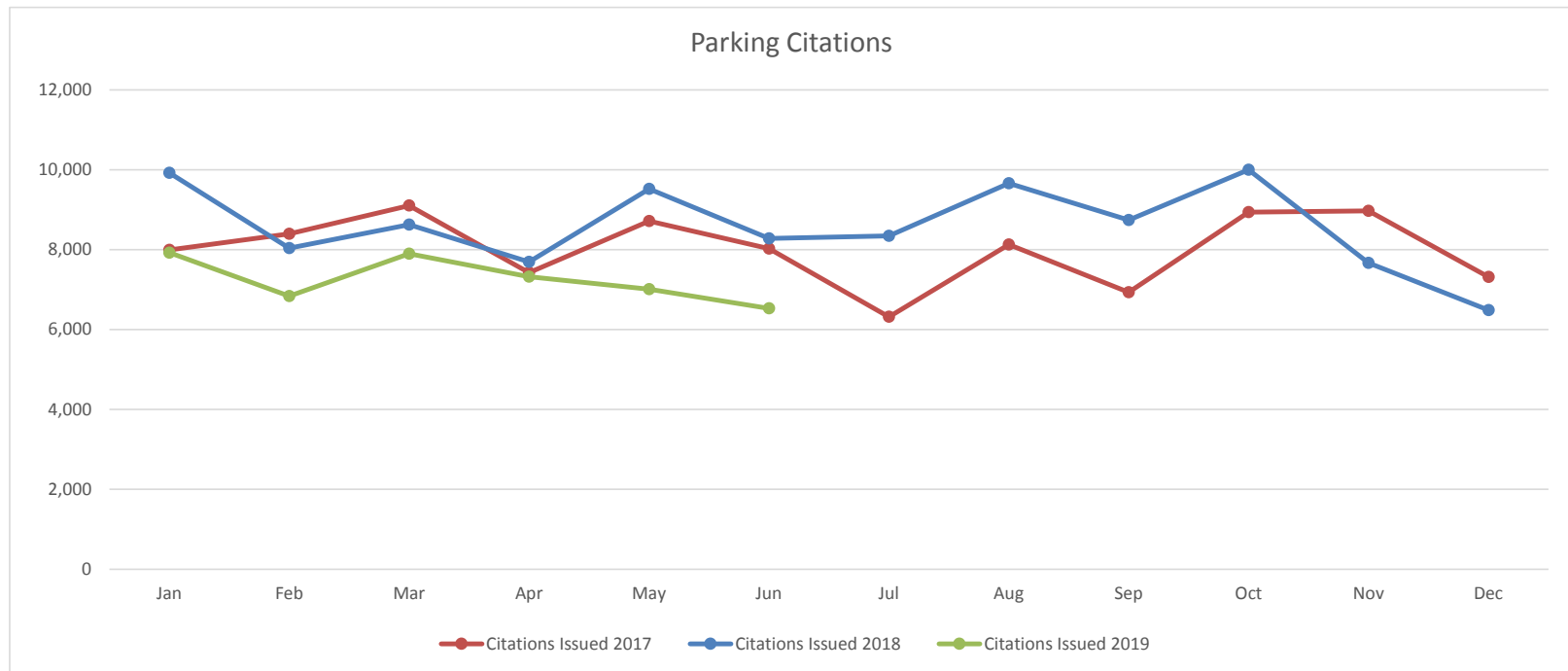
	Jan	Feb	Mar	Apr	May	Jun	Jul	Aug	Sep	Oct	Nov	Dec	YTD
Citations Issued	7,927	6,837	7,897	7,322	7,010	6,530							43,523
YTD 2019	7,927	14,764	22,661	29,983	36,993	43,523							
Contested	1,654	1,605	1,838	1,386	1,803	1,447							9,733
YTD 2019	1,654	3,259	5,097	6,483	8,286	9,733							
Dismissed	1,039	983	1,155	890	1,127	890							6,084
YTD 2019	1,039	2,022	3,177	4,067	5,194	6,084							

Parking Enforcement - 2018

	Jan	Feb	Mar	Apr	May	Jun	Jul	Aug	Sep	Oct	Nov	Dec	YTD
Citations Issued	9,925	8,042	8,629	7,697	9,520	8,281	8,344	9,661	8,744	10,001	7,671	6,488	103,003
YTD 2018	9,925	17,967	26,596	34,293	43,813	52,094	60,438	70,099	78,843	88,844	96,515	103,003	
Contested	2,121	1,808	2,152	1,782	1,827	2,053	1,958	2,211	2,060	2,314	1,925	1,667	23,878
YTD 2018	2,121	3,929	6,081	7,863	9,690	11,743	13,701	15,912	17,972	20,286	22,211	23,878	
Dismissed	1,502	1,200	1,448	1,160	1,152	1,294	1,223	1,438	1,309	1,489	1,197	1,037	15,449
YTD 2018	1,502	2,702	4,150	5,310	6,462	7,756	8,979	10,417	11,726	13,215	14,412	15,449	

Parking Enforcement - 2017

	Jan	Feb	Mar	Apr	May	Jun	Jul	Aug	Sep	Oct	Nov	Dec	YTD
Citations Issued	7,997	8,400	9,104	7,424	8,716	8,028	6,318	8,131	6,933	8,939	8,973	7,316	96,279
YTD 2017	7,997	16,397	25,501	32,925	41,641	49,669	55,987	64,118	71,051	79,990	88,963	96,279	
Contested	1,324	1,673	1,761	1,796	1,912	1,681	1,587	1,734	1,578	1,793	1,556	2,116	20,511
YTD 2017	1,324	2,997	4,758	6,554	8,466	10,147	11,734	13,468	15,046	16,839	18,395	20,511	
Dismissed	821	1,000	1,136	1,223	1,288	1,070	998	1,115	937	1,107	940	1,375	13,010
YTD 2017	821	1,821	2,957	4,180	5,468	6,538	7,536	8,651	9,588	10,695	11,635	13,010	



Warrant Arrests

	Jan	Feb	Mar	Apr	May	Jun	Jul	Aug	Sep	Oct	Nov	Dec
2019												
BART Felony Warrants	3	2	1	2	0	1						
BART Misdemeanor Warrants	2	13	3	5	0	3						
O/S Felony Warrants	24	39	32	17	16	14						
O/S Misdemeanor Warrants	81	73	82	101	61	42						
Monthly Total	110	127	118	125	77	60						
YTD Total	110	237	355	480	557	617						
2018												
BART Felony Warrants	2	1	3	0	2	1	2	2	2	0	1	0
BART Misdemeanor Warrants	3	3	2	2	6	4	1	4	5	7	2	4
O/S Felony Warrants	12	10	16	29	29	8	16	14	10	21	17	23
O/S Misdemeanor Warrants	40	37	68	55	60	36	67	51	41	69	62	67
Monthly Total	57	51	89	86	97	49	86	71	58	97	82	94
YTD Total	57	108	197	283	380	429	515	586	644	741	823	917
2017												
BART Felony Warrants	1	2	1	1	2	3	1	5	1	1	1	0
BART Misdemeanor Warrants	6	4	3	5	9	2	6	17	10	3	8	3
O/S Felony Warrants	20	19	20	18	18	15	10	9	18	16	14	6
O/S Misdemeanor Warrants	39	40	53	53	54	44	52	53	48	74	60	36
Monthly Total	66	65	77	77	83	64	69	84	77	94	83	45
YTD Total	66	131	208	285	368	432	501	585	662	756	839	884



San Francisco Bay Area Rapid Transit Police Department Criminal Investigations Division Monthly Summary Report June, 2019

Detective Assignments

Total number of cases assigned to detectives during the month	Number of cases that are still being investigated by detectives	Number of cases that all current leads have been exhausted	Number of cases that were sent to the district attorney's offices for a review	Number of cases that the district attorney's offices has not made a final disposition	Number of cases that were charged/probation violation by the district attorney	Number of cases that were not charged by the district attorney's offices	Percentage of cases that the district attorney's offices filed charges	Total number of cases that are assigned to a detective as of June 6, 2019
231	142	12	76	54	9	13	12%	564

Submitted By: Sgt. J. Power S-49

Date: 07/08/2019

San Francisco Bay Area Rapid Transit Police Department

Criminal Investigations Division

June, 2019

Detective Closure Rate

	Total number of cases assigned to detectives previous 12 months (July 2018 - June 2019)	Number of cases that are still being investigated by detectives	Number of cases that all current leads have been exhausted	Percentage of cases that all current leads have been exhausted	Number of cases closed by arrest or identification of suspect	Percentage of cases closed by arrest or identification of suspect	Percentage of Open Cases
	2981	708	524	18%	1727	58%	24%
D39	56	0	12	21%	44	79%	0%
D51	303	0	54	18%	246	81%	0%
D75	36	0	2	6%	33	92%	0%
D31	275	32	53	19%	188	68%	12%
D55	345	62	147	43%	134	39%	18%
D27	317	25	89	28%	194	61%	8%
D54	389	72	51	13%	264	68%	19%
D10	314	43	36	11%	233	74%	14%
D52	429	75	8	2%	345	80%	17%
Robbery	439	365	53	12%	21	5%	83%
D70	78	34	19	24%	25	32%	44%

CASES IN DETECTIVE QUEUE

	Total	Past 60 days
D55	49	1
D31	30	0
D27	12	1
D54	31	1
D10	43	14
D52	58	37
Robbery	302	302
D70	39	0

Submitted by: Sgt. John J. Power #S49
Date: July 8, 2019

Assembly Bill 716 - 2019

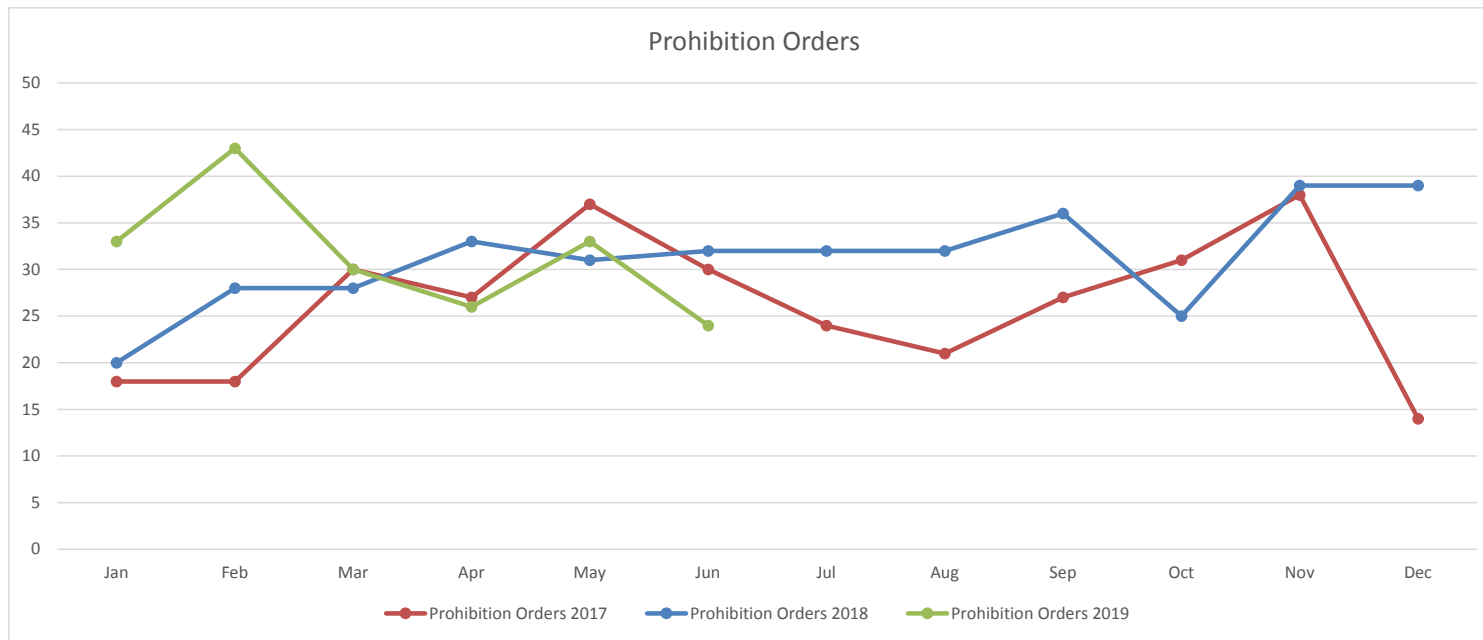
	Jan	Feb	Mar	Apr	May	Jun	Jul	Aug	Sep	Oct	Nov	Dec	YTD
Prohibition Orders Issued	33	43	30	26	33	24							189
YTD 2019	33	76	106	132	165	189							

Assembly Bill 716 - 2018

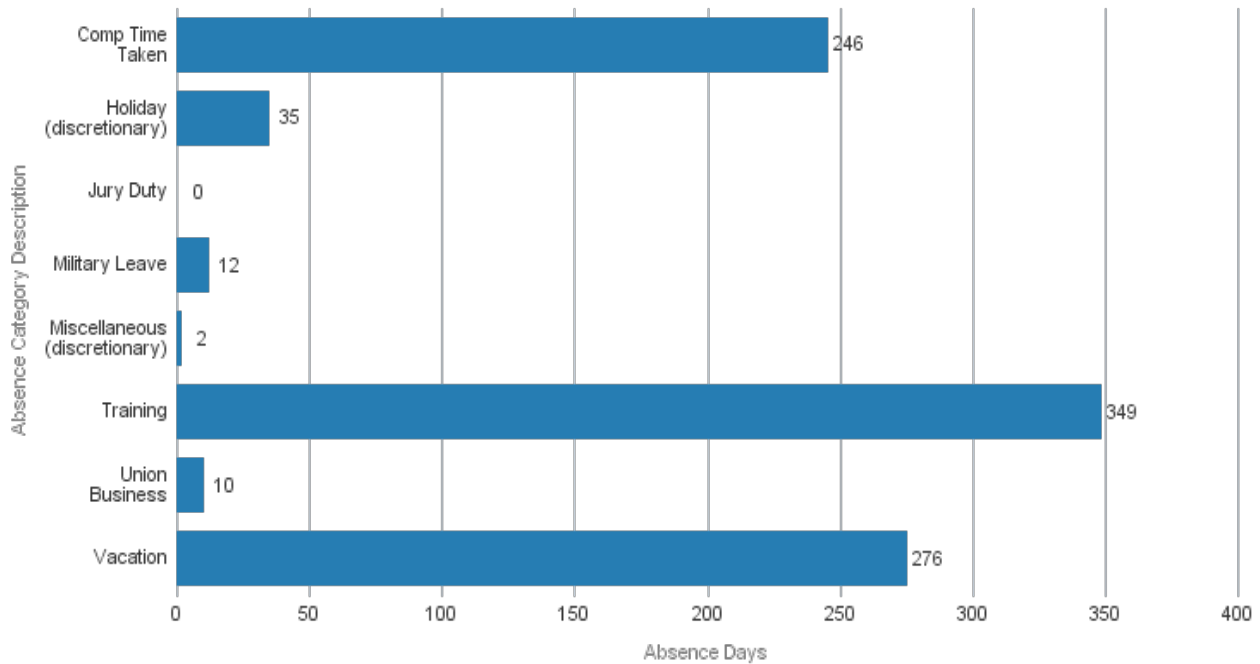
	Jan	Feb	Mar	Apr	May	Jun	Jul	Aug	Sep	Oct	Nov	Dec	YTD
Prohibition Orders Issued	20	28	28	33	31	32	32	32	36	25	39	39	375
YTD 2018	20	48	76	109	140	172	204	236	272	297	336	375	

Assembly Bill 716 - 2017

	Jan	Feb	Mar	Apr	May	Jun	Jul	Aug	Sep	Oct	Nov	Dec	YTD
Prohibition Orders Issued	18	18	30	27	37	30	24	21	27	31	38	14	315
YTD 2017	18	36	66	93	130	160	184	205	232	263	300	315	

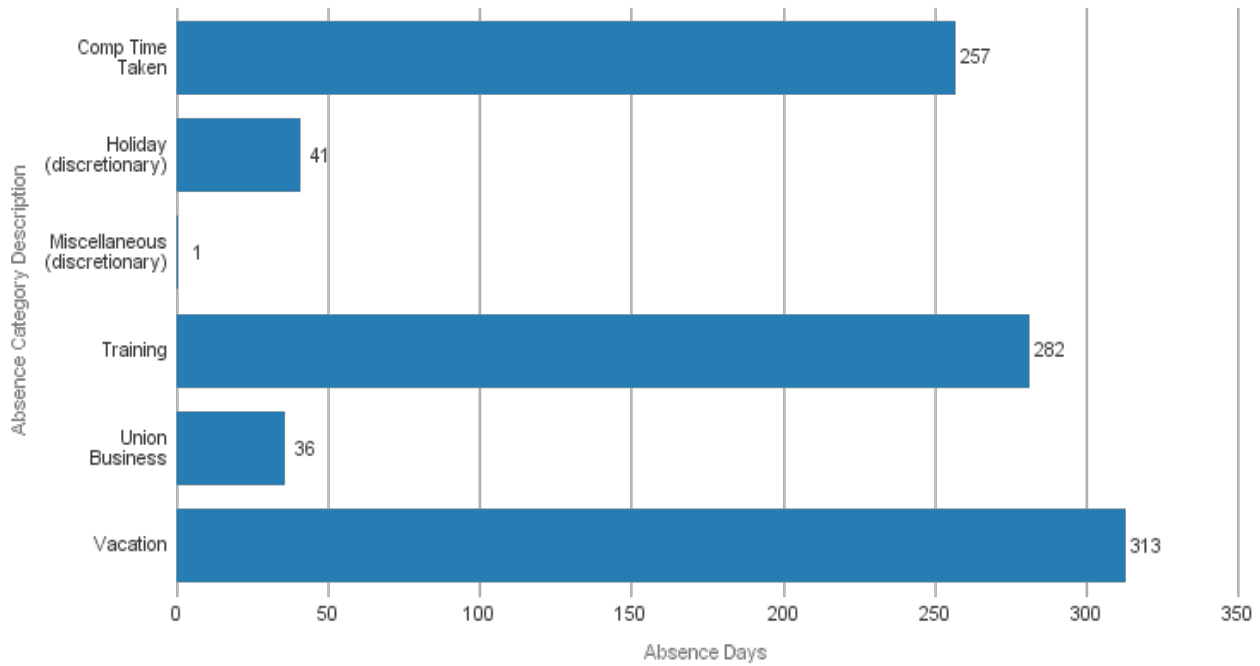


Scheduled Absence Overview - June 2019



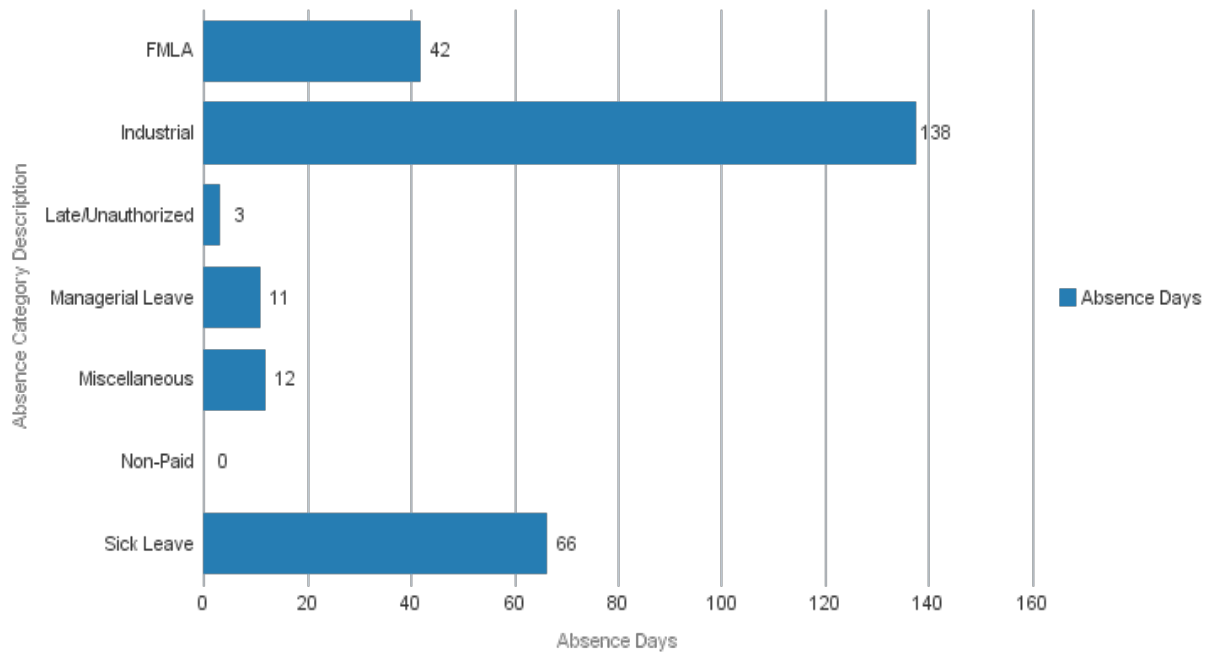
Absence Category Description	Absence Hours	Absence Days	% Total
Comp Time Taken	2,539	246	26%
Holiday (discretionary)	356	35	4%
Jury Duty	4	0	0%
Military Leave	126	12	1%
Miscellaneous (discretionary)	16	2	0%
Training	3,086	349	38%
Union Business	121	10	1%
Vacation	2,736	276	30%
Grand Total	8,984	930	100%

Scheduled Absence Overview - June 2018



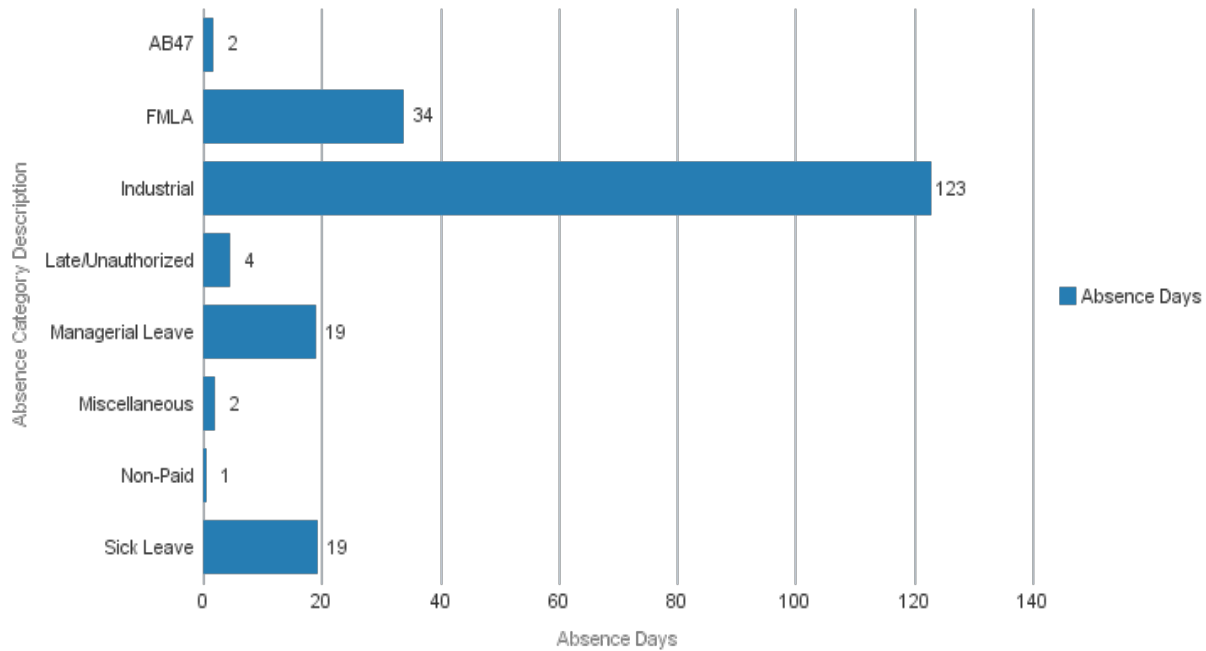
Absence Category Description	Absence Hours	Absence Days	% Total
Comp Time Taken	2,661	257	28%
Holiday (discretionary)	417	41	4%
Miscellaneous (discretionary)	8	1	0%
Training	2,625	282	30%
Union Business	386	36	4%
Vacation	3,116	313	34%
Grand Total	9,213	929	100%

Unscheduled Absence Overview - June 2019



Absence Category Description	Absence Hours	Absence Days	% Total
FMLA	432	42	15%
Industrial	1,443	138	51%
Late/Unauthorized	35	3	1%
Managerial Leave	113	11	4%
Miscellaneous	130	12	4%
Non-Paid	1	0	0%
Sick Leave	691	66	24%
Grand Total	2,845	272	100%

Unscheduled Absence Overview - June 2018



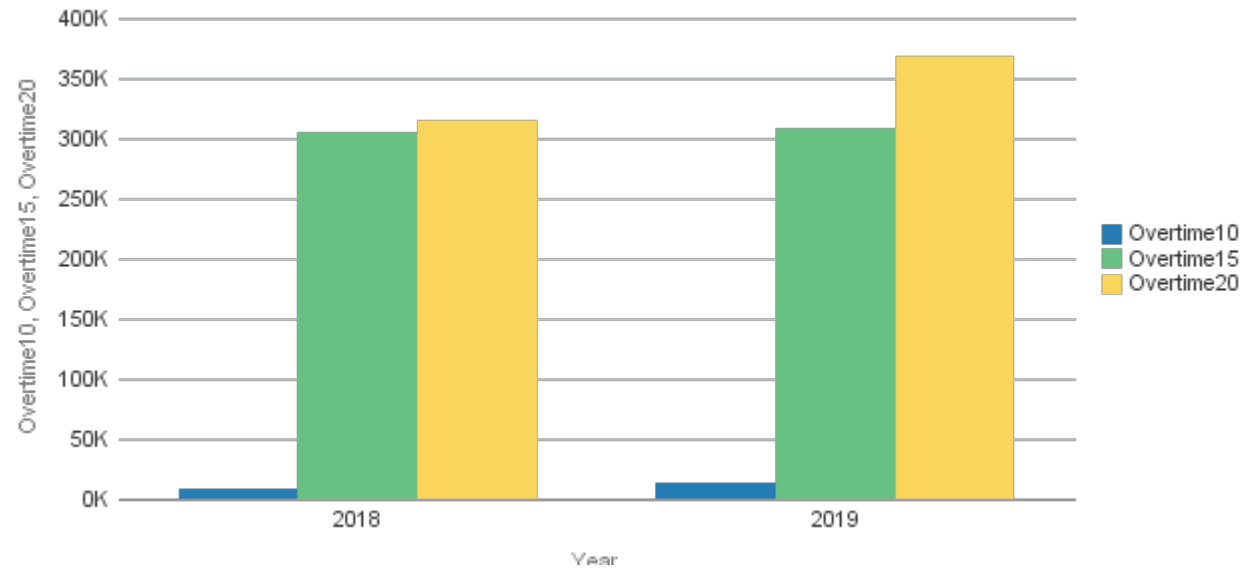
Absence Category Description	Absence Hours	Absence Days	% Total
AB47	18	2	1%
FMLA	326	34	17%
Industrial	1,255	123	60%
Late/Unauthorized	45	4	2%
Managerial Leave	195	19	9%
Miscellaneous	20	2	1%
Non-Paid	5	1	0%
Sick Leave	194	19	10%
Grand Total	2,059	204	100%

BART PD OVERTIME MONTHLY REPORT

June 2019

Activity Name	Activity ID	2018			2019		
		Overtime10	Overtime15	Overtime20	Overtime10	Overtime15	Overtime20
Admin	ADMIN	0	47	0	0	0	0
Admin Pool CapRR	ADMIN	0	47	0	0	0	0
AdminSuppor to be allocated	ADMIN	0	47	0	0	0	0
Administration	ADMIN	0	47	0	0	0	0
Adv Officer Training	ADVOF	186	7,044	5,077	1,390	13,384	23,367
BART Labor	BLABR	0	927	320	0	182	512
BF OT Admin Leave BPD	BFALV	0	0	0	0	851	1,080
BF OT Discr Day BPD	BFDSC	611	763	4,295	0	889	1,060
BF OT Industrial Leave BPD	BFILV	0	4,874	6,824	0	4,056	2,747
BF OT Minimum Rest	BFRST	455	0	1,246	0	869	1,443
BF OT Patrol TRN	BFTRN	0	3,250	2,024	0	531	637
BF OT Recovery Day	BFRCV	60	7,604	33,886	436	7,609	23,072
BF OT Training BPD	BFTRN	0	3,250	2,024	0	531	637
BF OT Vacancy BPD	BFVCN	0	25,381	12,440	692	51,893	82,061
BF OT Vacation BPD	BFVAC	798	47,912	91,083	4,255	44,520	78,756
BF Sick/FMLA/Brvment	BFSLV	0	2,284	8,704	760	16,374	25,029
Backfill for Negotiations	BCKFL	0	1,846	0	0	0	0
Boardroom Security	BRDRM	129	0	1,567	0	0	2,906
COPPS Project/Event	COPPS	0	2,394	0	0	672	0
Capital Pool CapRR	ADMIN	0	47	0	0	0	0
Coliseum Events	CEOPS	0	6,495	12,690	485	16,229	9,824
Court Appearance	COURT	0	1,747	0	261	977	539
Crowd Ctrl for Spec	CROWD	0	3,567	1,664	0	0	0
Def Tac Instructor TRN	DEFTR	0	0	0	0	785	823
Detectives Unit OT	INVST	0	1,877	849	0	8,501	3,392
E-BART SECURITY	EBSEC	556	21,969	14,439	0	0	0
EMS/OWS Pltfrm Detail	PLTFM	961	10,449	5,827	866	8,272	4,425
Evidence Collection	EVIDN	0	244	0	0	0	0
Explorer Advisors	EXPLR	0	1,152	0	0	724	0

Final Design	FDSGN	0	1,754	2,027	0	2,676	2,932
Held Over/Late Case	HLDOV	0	16,648	540	0	13,083	285
IA Unit Overtime	IAUNT	0	225	0	0	4,550	499
K-9 Team Training	K9TTR	0	831	509	0	119	0
Labor Negotiations	LBRNG	0	3,779	0	0	0	0
MET BLD EVENT	METCS	0	0	0	0	103	0
MTC SECURITY	MTCSC	0	0	517	0	49	0
Meeting Attendance	MTNGS	0	2,865	611	0	3,057	0
Mgr of Sec Programs	SECPR	0	2,927	0	0	0	0
Operating	OPER	0	0	0	0	10,249	3,725
	OPRTN	1,460	18,088	20,854	1,102	16,801	8,719
P&T Unit Overtime	PTUNT	362	14,561	2,047	0	26,098	10,540
Police Admin OT	PADMN	0	5,015	1,569	320	10,685	2,376
Pride Parade	PRIDE	0	7,835	15,310	0	6,241	20,032
Ptrl Special Enforcement	SPECL	511	36,790	33,990	2,850	24,504	39,940
Range Staff Training	RANGE	0	1,824	0	0	1,484	0
Rev Protection Unit OT	RVPRT	0	3,523	906	0	929	0
SF STA CLN SEC	DSFCS	203	4,365	11,112	0	5,107	4,278
SWAT Team Expenses	SWATT	0	611	0	0	386	0
SWAT Team Training	SWATT	0	611	0	0	386	0
Special Events	SPEVN	0	24	903	0	0	0
Training	TRNNG	0	1,010	0	0	0	0
Training Other	TRNOT	538	5,513	5,197	0	3,847	9,073
Union Business	UNBUS	402	3,055	7,506	0	0	3,618
Warriors Parade	WAROR	1,005	16,890	6,046	0	0	0
Grand Total		8,236	304,004	314,601	13,418	308,204	368,327
June			626,840			689,949	

Overtime10, Overtime15, Overtime20

Communications Center - 2019

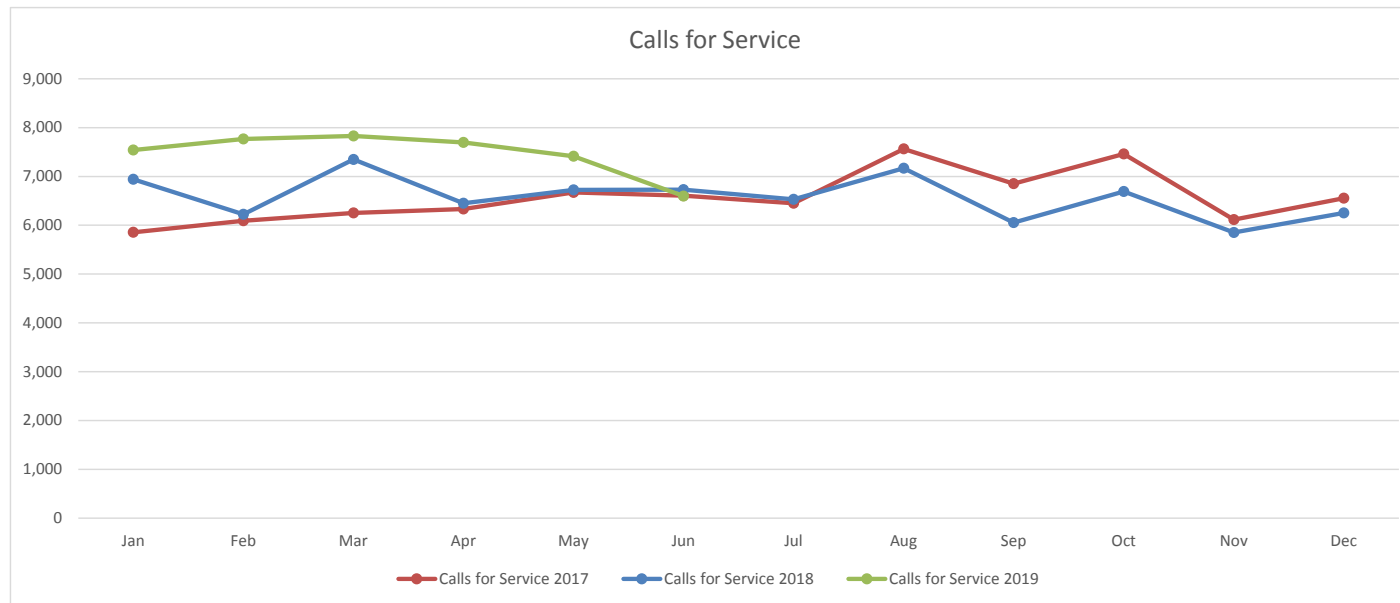
	Jan	Feb	Mar	Apr	May	Jun	Jul	Aug	Sep	Oct	Nov	Dec	YTD
Calls for Service	7,540	7,765	7,829	7,698	7,415	6,598							44,845
YTD 2019	7,540	15,305	23,134	30,832	38,247	44,845							
Priority 1 Calls	203	181	202	204	202	213							1,205
YTD 2019	203	384	586	790	992	1,205							
Medical Emergencies	361	310	370	321	396	360							2,118
YTD 2019	361	671	1,041	1,362	1,758	2,118							

Communications Center - 2018

	Jan	Feb	Mar	Apr	May	Jun	Jul	Aug	Sep	Oct	Nov	Dec	YTD
Calls for Service	6,941	6,222	7,349	6,452	6,724	6,729	6,529	7,168	6,055	6,690	5,852	6,252	78,963
YTD 2018	6,941	13,163	20,512	26,964	33,688	40,417	46,946	54,114	60,169	66,859	72,711	78,963	
Priority 1 Calls	192	180	183	214	214	216	223	202	190	209	200	199	2,422
YTD 2018	192	372	555	769	983	1,199	1,422	1,624	1,814	2,023	2,223	2,422	
Medical Emergencies	414	310	344	373	386	375	341	405	342	361	321	362	4,334
YTD 2018	414	724	1,068	1,441	1,827	2,202	2,543	2,948	3,290	3,651	3,972	4,334	

Communications Center - 2017

	Jan	Feb	Mar	Apr	May	Jun	Jul	Aug	Sep	Oct	Nov	Dec	YTD
Calls for Service	5,855	6,093	6,250	6,331	6,670	6,605	6,448	7,562	6,850	7,460	6,117	6,553	78,794
YTD 2017	5,855	11,948	18,198	24,529	31,199	37,804	44,252	51,814	58,664	66,124	72,241	78,794	
Priority 1 Calls	214	192	194	182	209	234	210	185	174	204	154	176	2,328
YTD 2017	214	406	600	782	991	1,225	1,435	1,620	1,794	1,998	2,152	2,328	
Medical Emergencies	425	327	357	344	367	385	376	344	356	387	387	463	4,518
YTD 2017	425	752	1,109	1,453	1,820	2,205	2,581	2,925	3,281	3,668	4,055	4,518	



BART Watch - 2019

	Jan	Feb	Mar	Apr	May	Jun	Jul	Aug	Sep	Oct	Nov	Dec	YTD
Crime in Progress	160	124	129	119	121	139							792
Disruptive Behavior	1760	1539	1703	1419	1527	1377							9,325
Drug Use	676	636	616	505	576	623							3,632
Human Trafficking	15	5	12	5	8	1							46
Illegally Parked Vehicle	27	25	19	32	20	15							138
Panhandling	203	178	119	124	134	116							874
Report a Crime Tip	31	47	47	35	22	40							222
Robbery/Theft	91	38	50	53	40	49							321
Sexual Assault/Lewd Behavior	79	44	48	62	88	51							372
Suspicious Activity	248	204	186	212	209	211							1,270
Unattended Bag or Package	48	72	73	55	66	38							352
Unsecure Door	5	11	12	17	16	22							83
Vandalism	116	109	107	78	104	103							617
Welfare Check	299	385	403	425	385	283							2,180
Total	3758	3417	3524	3141	3316	3068							20,224

Total Downloads: 75,856

Total Reports Made

Anonymous: 40.15%

Non-Anonymous: 59.85%

Statistics

Statistics	Six Week Average	07/22-07/28	07/15-07/21	07/08-07/14	07/01-07/07	06/24-06/30	06/17-06/23
Alerts Sent	0.00	0	0	0	0	0	0
Description	<i>The total number of alerts sent.</i>						
Incoming Reports	412.50	416	368	431	302	465	493
Description	<i>The number of reports sent from users.</i>						
Replies to Reports	647.50	662	592	734	449	743	705
Description	<i>The number of replies sent to users from ELERTS EPICenter console.</i>						

Report Type	# of Reports (all time)	
Disruptive Behavior (A)	27627	41.87%
[none selected]	7581	11.49%
Suspicious Activity (A)	5321	8.06%
Panhandling (A)	5251	7.96%
Crime in Progress (A)	3596	5.45%
Other (D)	3082	4.67%
Vandalism (A)	2173	3.29%
Drug Use (A)	2068	3.13%
Panhandling or Disruptive Behavior (D)	1967	2.98%
Unattended Bag or Package (A)	1542	2.34%
Welfare Check (A)	1314	1.99%
Report a Crime Tip (A)	1194	1.81%
Sexual Assault / Lewd Behavior (A)	1028	1.56%
Illegally Parked Vehicle (A)	990	1.50%
Robbery / Theft (A)	771	1.17%
Unsecure Door (A)	391	0.59%
Human Trafficking (A)	77	0.12%
Text-a-Tip (A)	13	0.02%
Total	65986	100 %

(A) Active | Disabled (D)

Identification	Total
Anonymous	40.23 %
Description	<i>Reports sent anonymously.</i>
Non-Anonymous	59.77 %
Description	<i>Reports sent non-anonymously.</i>

App Statistics (including tests)	
Total Messages (iOS)	93157
Description	<i>Reports and replies via iOS devices.</i>
Total Messages (Android)	40858
Description	<i>Reports and replies via Android devices.</i>
Total Messages (SMS)	13
Description	<i>Reports and replies via SMS.</i>

TEST-THIS IS ONLY A TEST	# of Reports (all time)
TEST Report Total	8228

Top SMS Users	
Phone Number	Number of Reports
7817383461	6
7029071486	1
4849860547	1
5103685574	1
6312137467	1
5109789702	1
5108215151	1
9178090953	1



2019 BPCRB TRAINING SCHEDULE

1/14/2019	-No Training -
2/11/2019	Brown Act and Parliamentary Procedure Refresher Office of the General Counsel, Byron Toma
3/11/2019	Behavioral Health Care/Crisis Response Police Department, Armando Sandoval
4/8/2019	BART Progressive Discipline Rules/Procedures Police Department, Lieutenant Kevin Franklin
5/13/2019	BPD Structure and Organization Police Department, Deputy Chief Lance Haight
6/10/2019	Legal Decisions Impacting Police Oversight Office of the Independent Police Auditor, Russell Bloom
7/8/2019	Bias-Based Policing/Racial Profiling Police Department, Lieutenant Jesse Sekhon
8/12/2019	-No Training -
9/9/2019	Tours of new stations, incl. Pittsburg and Antioch (Off-site) District Secretary's Office, Mag Tatum (pending Board vote)
10/21/2019	Force Options "Shoot, Do Not Shoot" Simulator (Off-site) Police Department, Training Staff (pending Board vote)
11/18/2019	BPD Support Services and Communications Center (Off-site) Police Department, Interim Chief of Police Ed Alvarez
12/9/2019	Lexipol Policy System Police Department, Lieutenant Chris Vogan Police Officer Presentation Police Department, Deputy Chief Lance Haight