

**SAN FRANCISCO BAY AREA RAPID TRANSIT DISTRICT**  
300 Lakeside Drive, P. O. Box 12688, Oakland, CA 94604-2688  
(510) 464-6000

**NOTICE OF MEETING AND AGENDA**  
**BART POLICE CITIZEN REVIEW BOARD**  
June 10, 2019

A Meeting of the BART Police Citizen Review Board (BPCRB) will be held on Monday, June 10, 2019 at 4:00 p.m. This meeting shall consist of a simultaneous teleconference call at the following locations:

BART Board Room Kaiser Center 20th Street Mall – Third Floor 2040 Webster Street Oakland, CA 94612	Simi Valley Public Library 2969 Tapo Canyon Road Simi Valley, CA 93063
---	--

**AGENDA**

1. Call to Order.
  - a. Roll Call.
  - b. Pledge of Allegiance.
2. Introduction of New District 5 BPCRB Member, Robert Pirone, and Oath of Office.
3. Approval of Minutes of the Meeting of May 13, 2019. For Discussion and Action.
4. Update on Ad Hoc Subcommittee to Review BART Police Department Policy #310, Officer Involved Shootings and Deaths. For Discussion.
5. Chief of Police’s Report. For Discussion and Action.
  - a. BART Police Department Monthly Report for April 2019.
6. Legal Decisions Impacting Police Oversight. For Discussion.
7. Independent Police Auditor’s Report. For Discussion and Action.
  - a. Office of the Independent Police Auditor (OIPA) Monthly Report for May 2019.
8. Public Comment (Limited to 3 minutes per speaker).  
(An opportunity for members of the public to address the BPCRB on matters under their jurisdiction and not on the agenda.)
9. Closed Session. (Room 303, Board Conference Room).
  - a. To Consider Public Employee Discipline/Dismissal/Release in OIPA Case #18-16. Govt. Code §54957.
10. Adjournment.

Please refrain from wearing scented products (perfume, cologne, after-shave, etc.) to this meeting, as there may be people in attendance susceptible to environmental illnesses.

BART provides service/accommodations upon request to persons with disabilities and individuals who are limited English proficient who wish to address Board matters. A request must be made within one and five days in advance of Board meetings, depending on the service requested. Please contact the Office of the District Secretary at (510) 464-6083 for information.

BPCRB Meeting Agenda materials will be made available to the public at the meeting and may also be accessed and downloaded 72 hours prior to the meeting at <http://www.bart.gov/about/bod/advisory/crb> (click on "Agenda").

Pursuant to Govt. Code §54953.5, the audio recording of the open session portions of this public meeting shall be subject to inspection pursuant to the California Public Records Act (CPRA). Requests for information under the CPRA should be filed with the BART Office of the District Secretary.

**SAN FRANCISCO BAY AREA RAPID TRANSIT DISTRICT**  
300 Lakeside Drive, P.O. Box 12688, Oakland, CA 94604-2688

**BART Police Citizen Review Board Meeting Minutes**  
**Monday, May 13, 2019**

A regular meeting of the BART Police Citizen Review Board (BPCRB) was held Monday, May 13, 2019 convening at 4:00 p.m. in the BART Board Room, 2040 Webster Street, Oakland, California. The meeting was called to order by Chairperson George Perezvelez; May Cooper, Recording Secretary.

Members Present: Members George Perezvelez, Pete Longmire, Darren White, Christina Gomez, Kenneth Loo, Erin Armstrong, Les Mensinger and William White.

Absent: Member David Rizk.

**1. Call to Order.**

The regular meeting was called to order at 4:00 p.m. by Chairperson Perezvelez.

George Perezvelez, William White, Christina Gomez, Kenneth Loo, Les Mensinger, Pete Longmire and Erin Armstrong were present, amounting to a quorum.

The Pledge of Allegiance was recited.

Darren White entered the meeting.

**2. Approval of Minutes of the Meeting of April 8, 2019.**

Mr. Mensinger moved that the Minutes of the Meeting of April 8, 2019 be approved; Ms. Armstrong seconded the motion, which carried by unanimous voice vote. Ayes – 8: Members Perezvelez, D. White, Longmire, W. White, Loo, Gomez, Mensinger and Armstrong. Noes - 0. Absent - 1: Member Rizk.

**3. Approval to Release Responsive Documents Related to Senate Bill No. 1421 (SB1421) California Public Records Act Requests (CPRA) to Members of the BPCRB.**

Ms. Armstrong brought the matter to approve the release of documents in response to SB1421 CPRA's to the Board. The item was discussed.

Chairperson Perezvelez moved to approve the release of responsive documents related to SB1421 CPRA request to the Board; Ms. Armstrong seconded the motion, which carried by unanimous voice vote. Ayes – 8: Members Perezvelez, D. White, Longmire, W. White, Loo, Gomez, Mensinger and Armstrong. Noes - 0. Absent - 1: Member Rizk.

**4. Approval of Memoriam Letter to the Family of Retired Fire Chief Daniel T. Lydon.**

Mr. Mensinger brought the matter of the memoriam letter to Fire Chief, Daniel T. Lydon, and shared comments about Mr. Lydon's service. Mr. W. White requested that the Board formalize a process for future memorials and commendations. Chairperson Perezvelez will submit a draft process for BPCRB review and approval, to be added to the agenda in the future.

Chairperson Perezvelez requested a grammatical correction to the memoriam letter. The correction was accepted. Mr. Mensinger moved that the Board approve the memoriam letter to the family of retired Fire Chief, Daniel T. Lydon, with the addition of Chairperson Perezvelez's correction. Mr. Longmire seconded the motion, which carried by unanimous voice vote. Ayes – 8: Members Perezvelez, D. White, Longmire, Armstrong, W. White, Loo, Gomez, and Mensinger. Noes - 0. Absent - 1: Member Rizk.

**5. BART Police Department Structure and Organization Training.**

Lieutenant Ja'Son Scott presented the BART Police Department Structure and Organization. The item was discussed.

**6. Chief of Police's Report.**

**BART Police Department (BPD) Monthly Report for March 2019.**

Deputy Chief Edgardo Alvarez presented the BPD Monthly Report. The item was discussed.

**7. Independent Police Auditor's Report.**

**Office of the Independent Police Auditor (OIPA) Monthly Report for April 2019.**

Independent Police Auditor Russell Bloom presented the OIPA Monthly Report. The report was discussed.

**8. Public Comment.**

No comments were received.

Chairperson Perezvelez announced that the Board would enter closed session under Item 9-A (Public Employee Discipline/Dismissal/Release in OIPA Case #18-39) of the regular meeting agenda, and that the Board would reconvene in open session at the conclusion of the closed session.

The Meeting recessed at 5:52 p.m.

---

---

The Meeting reconvened in Closed Session at 5:59 p.m.

**9. Closed Session.**

- a. To reconsider Public Employee Discipline/Dismissal/Release in OIPA Case #18-39. Govt. Code §54957.

Board Members present: Members Perezvelez, W. White, Armstrong, Longmire, Mensinger, Gomez, Loo and D. White.

Ms. Armstrong exited the meeting.

**10. Adjournment.**

The Meeting reconvened in Open Session at 6:14 p.m.

Board Members present: Members Perezvelez, W. White, Longmire, Mensinger, Gomez, Loo and D. White.

Absent: Members Rizk and Armstrong.

Chairperson Perezvelez announced that the Board voted unanimously to extend the meeting an additional 15 minutes, and to accept the findings in OIPA Case #18-39.

The Meeting was adjourned at 6:15 p.m.

DRAFT

# BART POLICE DEPARTMENT



April 2019

MONTHLY REPORT

## BPD Monthly Reports

April 2019

Report	Responsible
01 – Industrial Leave*	SSD – J. Morgan
02 – Vacancy	SSD – F. Cheung
03 – Diversity	SSD – F. Cheung
04 – Training	PS&T – P. Kwon
05 – Use of Force	PS&T – K. Franklin
06 – Citizen Complaints	PS&T – K. Franklin
07 – Internal Affairs Log	PS&T – K. Franklin
08 – Performance Measures	SSD – K. Dam
09 – Enforcement Contacts	SSD – K. Dam
10 – Parking Enforcement	POD – J. DeVera
11 – Warrant Arrests	SSD – K. Dam
12 – Detectives Assignments	SSD – J. Power
13 – Detectives Closure Rate	SSD – J. Power
14 – Assembly Bill 716	POD – A. Sandoval
15 – Absence Overview	SSD – C. Vogan
16 – Overtime	SSD – F. Cheung
17 – Communications Center	SSD – G. Hesson
18 – BART Watch	SSD – C. Vogan

\*Not included in Year-End or Monthly BPCRB Reports

BART Police Department (07) Staffing Status

As of: 04/30/19  
 Vacancy Factor: 0.0

	Pos'n Code	Job Title	FY19 Adopted	Reclass	As of 07/01/18	Filled	On Leave or TMD	Vacant
NON-SWORN (Rep)	027	Community Service Officer	59		59	51	4	8
	035	Fare Inspection Officer	16		16	-		16
	068	Crime Analyst	1		1	-		1
	045	Police Admin Specialist	12		12	10	1	2
	048	Police Dispatcher	18		18	14	1	4
	098	Revenue Protection Guard	19		19	16	-	3
	836	Police Sup.//CAD/RMS Admin***	6		6	5	-	1
# SWORN	778	Police Officer	67		67	62	8	5
		In Academy = 13						-
		Field Training = 2						-
	788	Senior Police Officer	96		96	82	2	14
	798	Master Police Officer	13		13	10	-	3
	838	Police Sergeant	34		34	26	2	8
	888	Police Lieutenant	13		13	13		-
	898	Police Deputy Chief	3		3	3		-
	980	Police Chief	1		1	1		-
Non-Sworn (Non-Rep)	SF100	Mgr of Security Programs	1		1	1		-
	000065	Emergency Preparedness Mgr.	1		1	-	-	1
	000074	Crisis Outreach Coordinator	1		1	1		-
	000081	Accreditation Manager	1		1	1	-	-
	AF200	Sr. Administrative Analyst	1		1	1		-
<b>DEPARTMENT TOTAL</b>			<b>363</b>	<b>-</b>	<b>363</b>	<b>297</b>	<b>18</b>	<b>66</b>

Notes:  
 FY19  
 parking cso - 2  
 fare evasion - 2 on hold pending rpt  
 made that as 2 dispt  
 11/2018 8 CSO added to the FET  
 Ofc - 5 frozen

Note: BART Police Department has 17 Attrition Float positions, of which 10 are Police Officers (778), 5 are Community Service Officers (027) and 2 are Police Dispatchers (048).

> "On Leave" category does not include personnel on Admin Leave.



## BART PD DIVERSITY MONTHLY REPORT

As of 4/30/19

+

<u>ETHNICITY</u>		<u>S</u>		<u>C</u>	
White	36% 106	39%	76	30%	30
Black	20% 59	20%	40	19%	19
Asian	22% 65	17%	34	31%	31
Hispanic	21% 62	22%	44	18%	18
American/ Indian	0% 0	0%	0	0%	0
Native Hawaiian/Pac Island	2% 5	2%	3	2%	2
<b>Total:</b>	<b>100% 297</b>	<b>100%</b>	<b>197</b>	<b>100%</b>	<b>100</b>
<u>DEMOGRAPHIC</u>		<u>S</u>		<u>C</u>	
Female	22% 62	9%	18	44%	44
Male	79% 235	91%	179	56%	56
<b>Total:</b>	<b>100% 297</b>	<b>100%</b>	<b>197</b>	<b>100%</b>	<b>100</b>
<u>CLASSIFICATION</u>					
Sworn	66% 197				
Civilian	34% 100				
<b>Total:</b>	<b>100% 297</b>				

**CRISIS INTERVENTION TRAINING AS OF: April 30, 2019**

Personnel Positions	Total Positions	Filled Positions	Vacant Positions	(Not in Academy or Field Training) Eligible to Attend Training	Total of Filled Positions Trained	Percentage of Total Filled Positions Trained	Percentage of Eligible Filled Positions Trained
Chief	1	1	0	1	0	0%	0%
Deputy Chiefs	3	3	0	3	3	100%	100%
Lieutenants	13	13	0	11	10	77%	91%
Sergeants	34	26	8	26	26	100%	100%
Officers	176	154	22	134	129	84%	96%
Dispatchers	18	14	4	14	10	71%	71%
CSOs/FEI	75	51	24	52	42	82%	81%
Crisis Outreach Coordinator	1	1	0	1	1	100%	100%
<b>Total</b>	<b>321</b>	<b>263</b>	<b>58</b>	<b>242</b>	<b>221</b>	<b>84%</b>	<b>91%</b>

## Personnel Positions that are not designated to attend CIT Training

	Total	Filled	Vacant
Revenue Protection Guards	19	16	3
Police Administrative Specialists	12	10	2
Police Sup./CAD RMS Admin	6	5	1
Civilian Managers/Analyst	3	2	1
Manager Sec Prog	1	1	0
<b>Sub Total</b>	<b>41</b>	<b>34</b>	<b>7</b>
<b>TOTAL PERSONNEL</b>	<b>362*</b>	<b>298</b>	<b>66</b>

**FAIR AND IMPARTIAL / BIASED BASED TRAINING AS OF April 30, 2019**

<b>Personnel Positions</b>	<b>Total Positions</b>	<b>Filled Positions</b>	<b>Vacant Positions</b>	<b>Eligible to Attend (Not in Academy or Field Training)</b>	<b>Total of Filled Positions Trained</b>	<b>Percentage of Total Filled Positions Trained</b>	<b>Percentage of Eligible Filled Positions</b>
Chief	1	1	0	1	0	0.0%	0.0%
Deputy Chiefs	3	3	0	3	3	100.0%	100.0%
Lieutenants	13	13	0	10	10	76.9%	100.0%
Sergeants	34	26	8	26	26	100.0%	100.0%
Officers	176	154	22	134	134	87.0%	100.0%
CSOs/FEI	75	51	24	52	45	88.2%	86.5%
<b>Total</b>	<b>302</b>	<b>248</b>	<b>54</b>	<b>226</b>	<b>218</b>	<b>87.9%</b>	<b>96.5%</b>

Personnel Positions that are not designated to attend FAIR AND IMPARTIAL Training

	<b>Total</b>	<b>Filled</b>	<b>Vacant</b>
Dispatchers	18	14	4
Crisis Outreach Coordinator	1	1	0
Revenue Protection Guards	19	16	3
Police Administrative Specialists	12	10	2
Police Sup./CAD RMS Admin	6	5	1
Civilian Managers/Analyst	3	2	1
Manager Sec Prog	1	1	0
<b>Sub Total</b>	<b>60</b>	<b>49</b>	<b>11</b>
<b>TOTAL PERSONNEL</b>	<b>362</b>	<b>298</b>	<b>66</b>

**POLICE ROADWAY PROTECTION TRAINING AS OF: April 30, 2019**

<b>Personnel Positions</b>	<b>Total Positions</b>	<b>Filled Positions</b>	<b>Vacant Positions</b>	<b>Eligible to Attend (Not in Academy, FTO, or IND/Leave)</b>	<b>Total of Filled Positions Trained</b>	<b>Percentage of Total Filled Positions Trained</b>	<b>Percentage of Eligible Filled Positions</b>
Chief	1	1	0	1	0	0.0%	0.0%
Deputy Chiefs	3	3	0	3	3	100.0%	100.0%
Lieutenants	13	13	0	10	10	76.9%	100.0%
Sergeants	34	26	8	26	26	100%	100.0%
Officers	176	154	22	134	134	87.0%	100.0%
CSOs/FEI -Not Required	75	51	24	52	45	88.2%	86.5%
<b>Total</b>	<b>302</b>	<b>248</b>	<b>54</b>	<b>226</b>	<b>218</b>	<b>87.9%</b>	<b>96.5%</b>

Personnel Positions that are not REQUIRED to attend Police Roadway Protection Training

	<b>Total</b>	<b>Filled</b>	<b>Vacant</b>
Dispatchers	18	14	4
Crisis Outreach Coordinator	1	1	0
Revenue Protection Guards	19	16	3
Police Administrative Specialists	12	10	2
Police Sup./CAD RMS Admin	6	5	1
Civilian Managers/Analyst	3	2	1
Manager Sec Prog	1	1	0
<b>Sub Total</b>	<b>60</b>	<b>49</b>	<b>11</b>
<b>TOTAL PERSONNEL</b>	<b>362</b>	<b>298</b>	<b>66</b>

## Use of Force Incidents - 2019

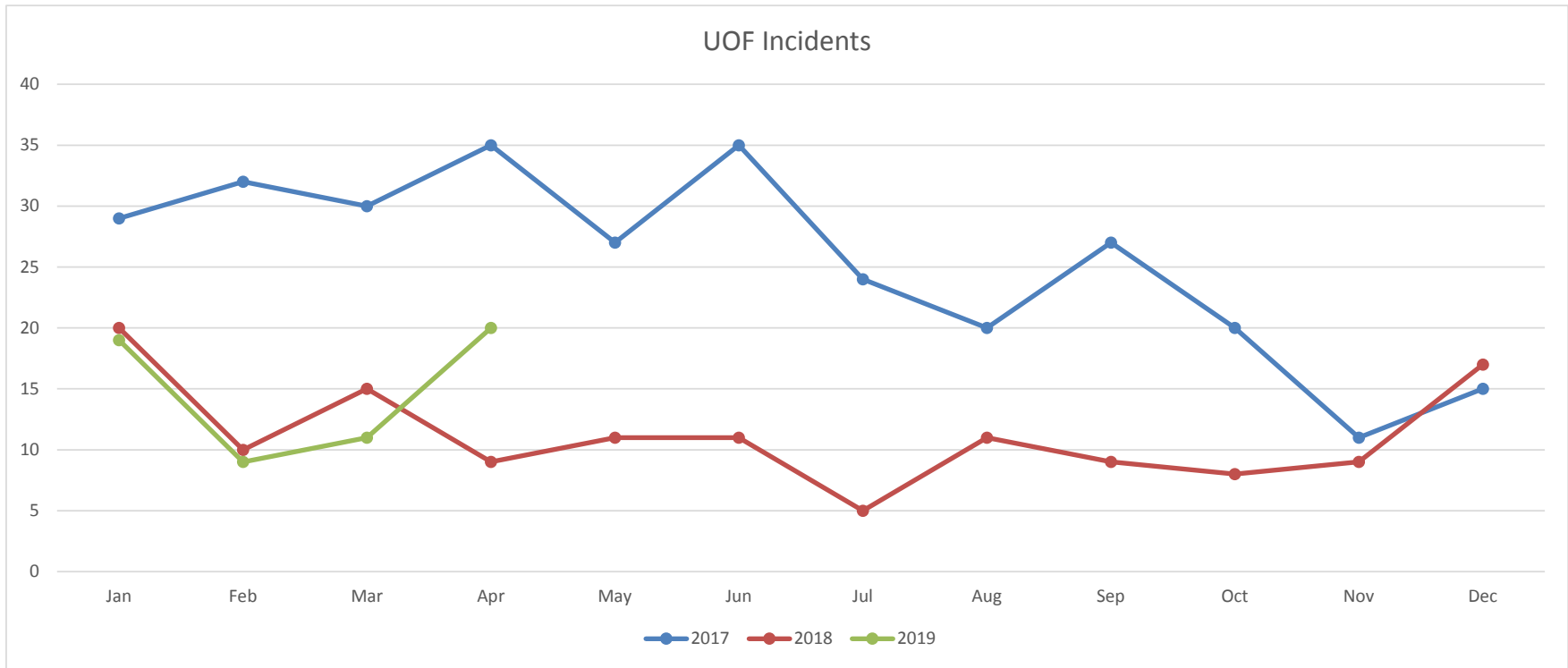
	Jan	Feb	Mar	Apr	May	Jun	Jul	Aug	Sep	Oct	Nov	Dec	Total
2019	19	9	11	20									59
YTD 2019	19	28	39	59									

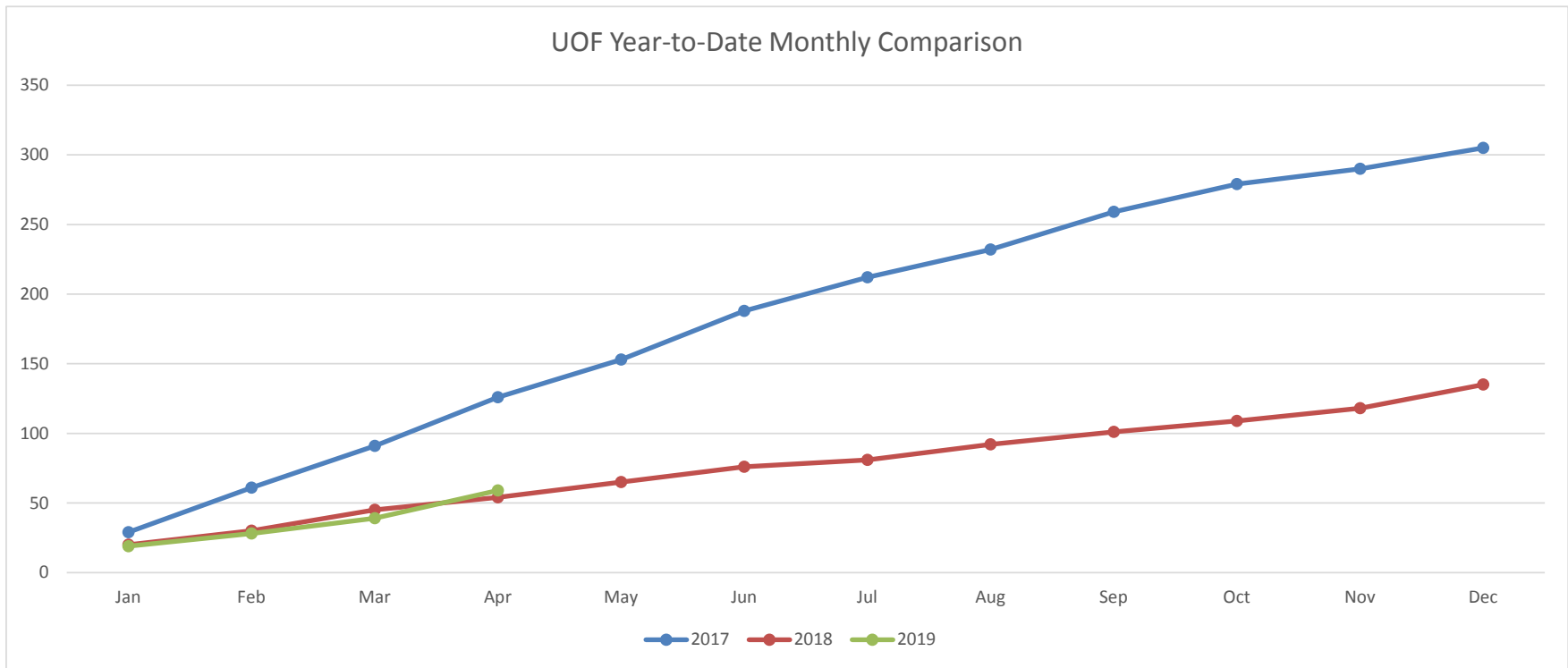
## Use of Force Incidents - 2018

	Jan	Feb	Mar	Apr	May	Jun	Jul	Aug	Sep	Oct	Nov	Dec	Total
2018	20	10	15	9	11	11	5	11	9	8	9	17	135
YTD 2018	20	30	45	54	65	76	81	92	101	109	118	135	

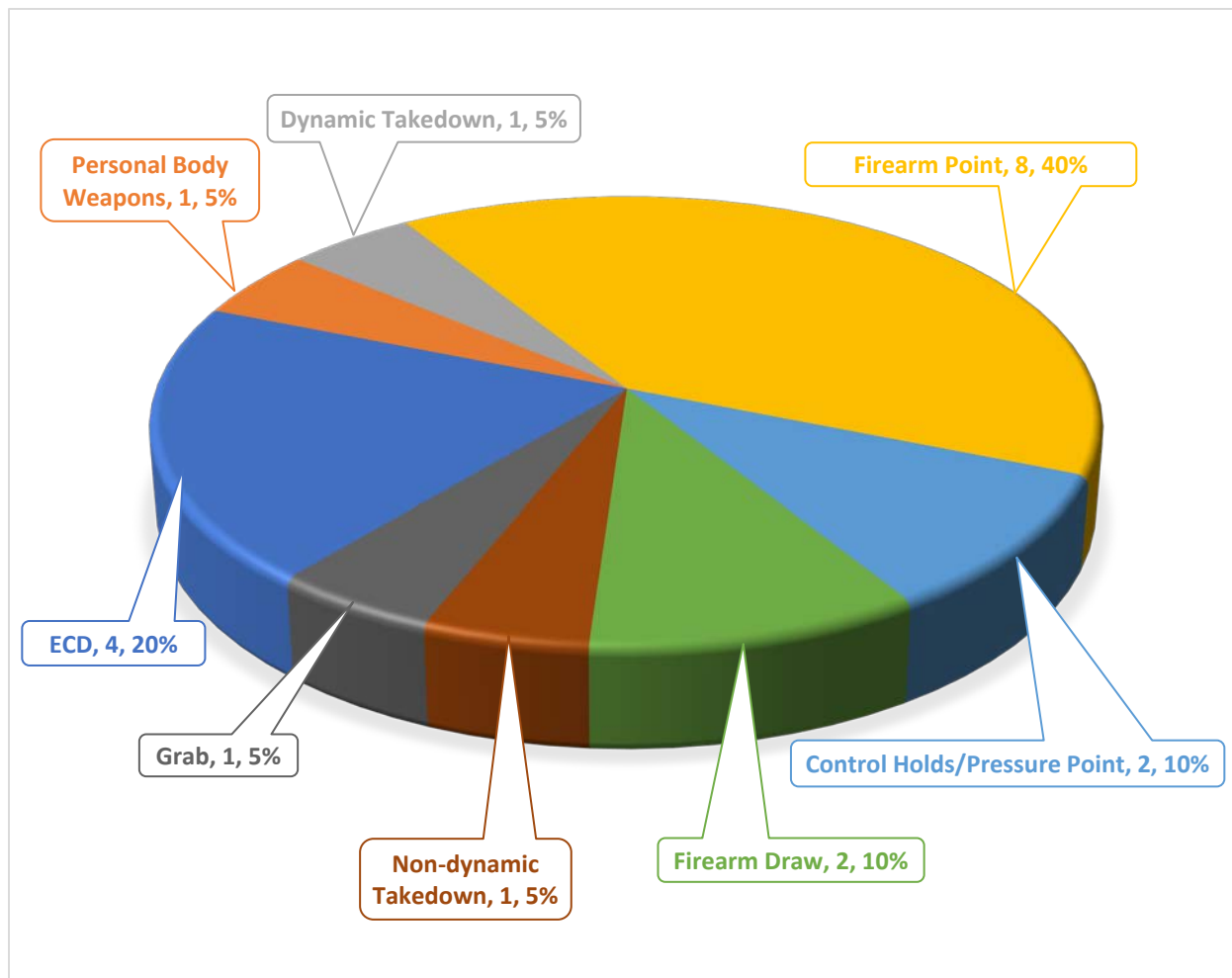
## Use of Force Incidents - 2017

	Jan	Feb	Mar	Apr	May	Jun	Jul	Aug	Sep	Oct	Nov	Dec	Total
2017	29	32	30	35	27	35	24	20	27	20	11	15	305
YTD 2017	29	61	91	126	153	188	212	232	259	279	290	305	





## Force Options Used (Incident Count), April 2019

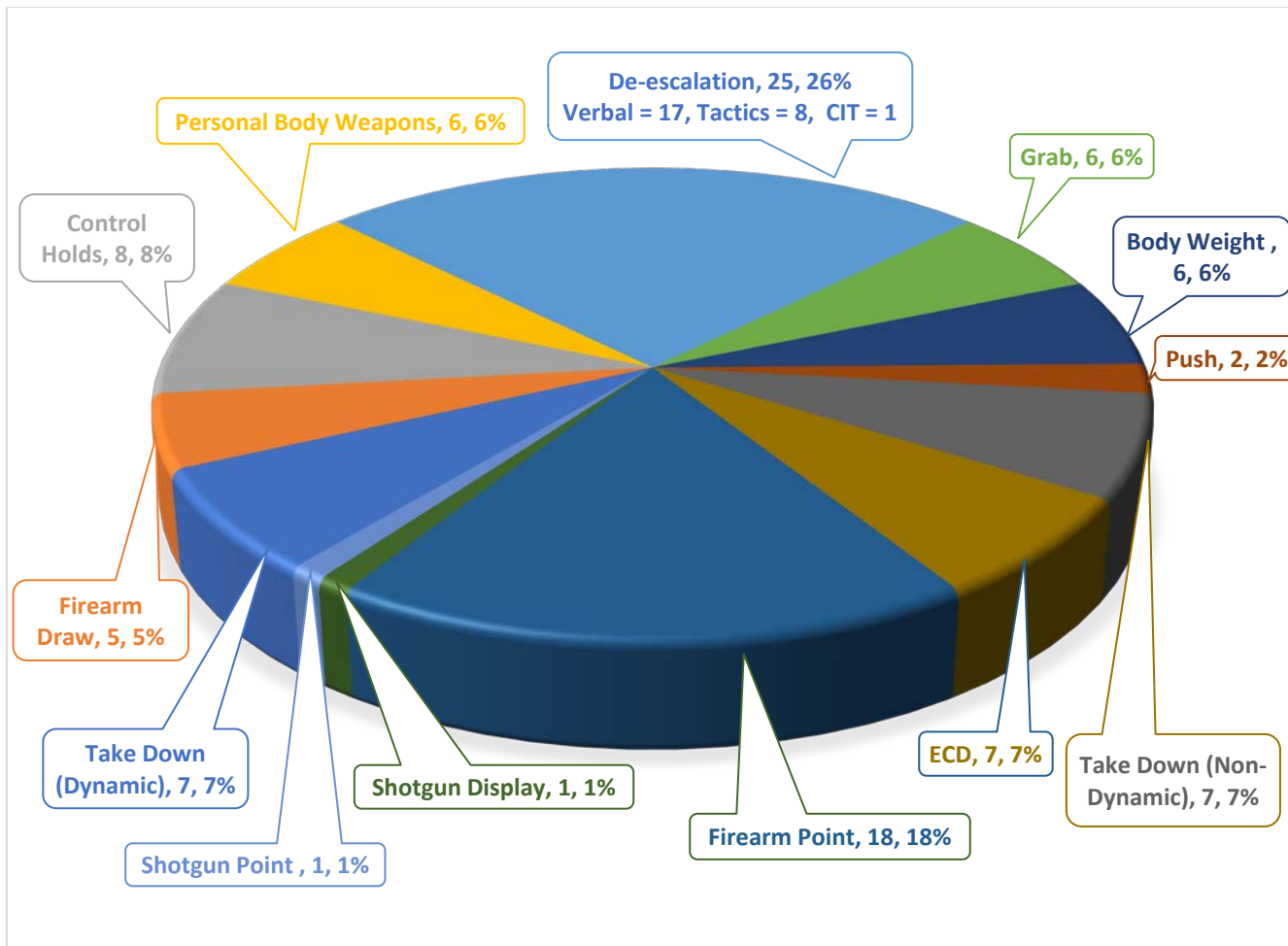


*As of 5/9/19 there is one case that is still in Blue Team and there have been no Use of Force types identified.*

\*Each incident could contain more than one force option used. This pie chart reflects the most significant force option used per incident.



## Types of Force Used, April 2019 (Overall Total)



\*Some incidents involved the use of multiple force options. If two officers involved in the same incident used the same force option, this data would reflect both officers. As an example, if two officers in the same incident used control holds, this data would reflect two separate control holds.

## Citizen Complaints - 2019

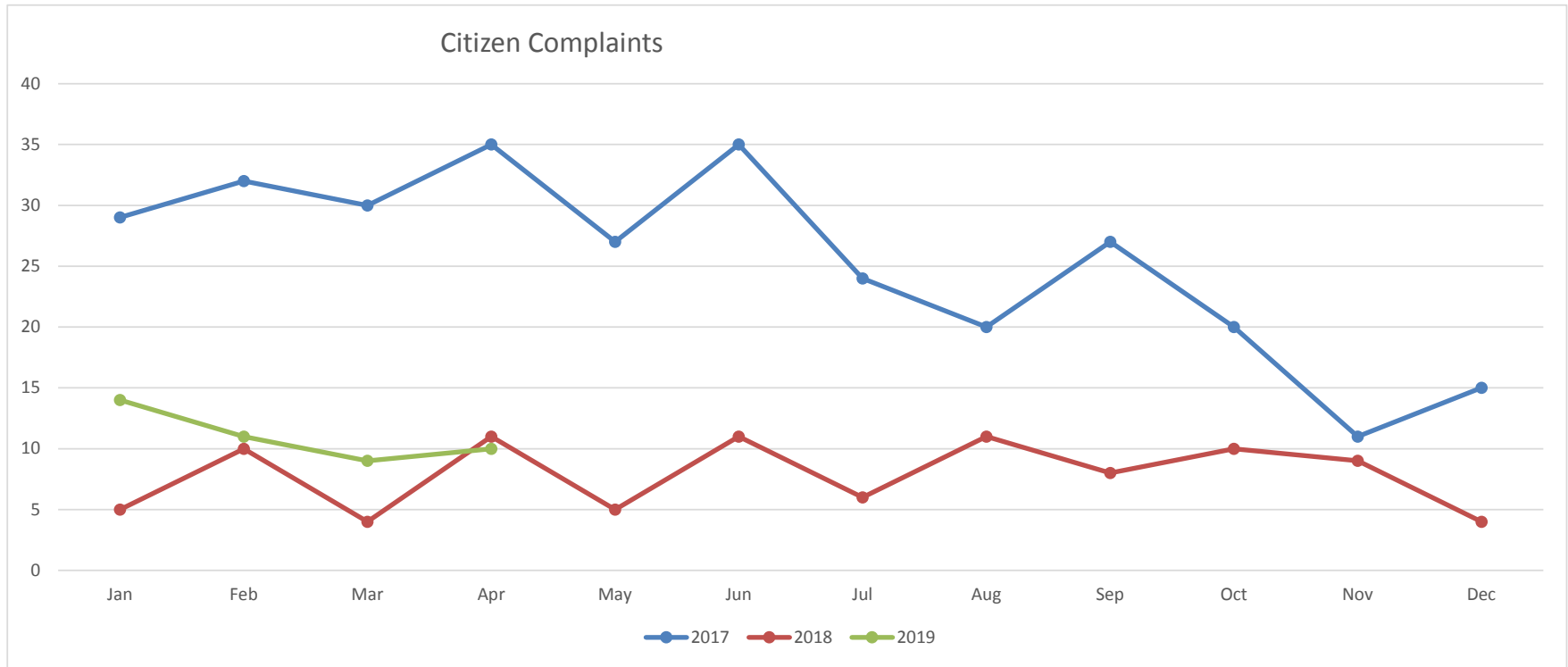
	Jan	Feb	Mar	Apr	May	Jun	Jul	Aug	Sep	Oct	Nov	Dec	Total
2019	14	11	9	10									44
YTD 2019	14	25	34	44									

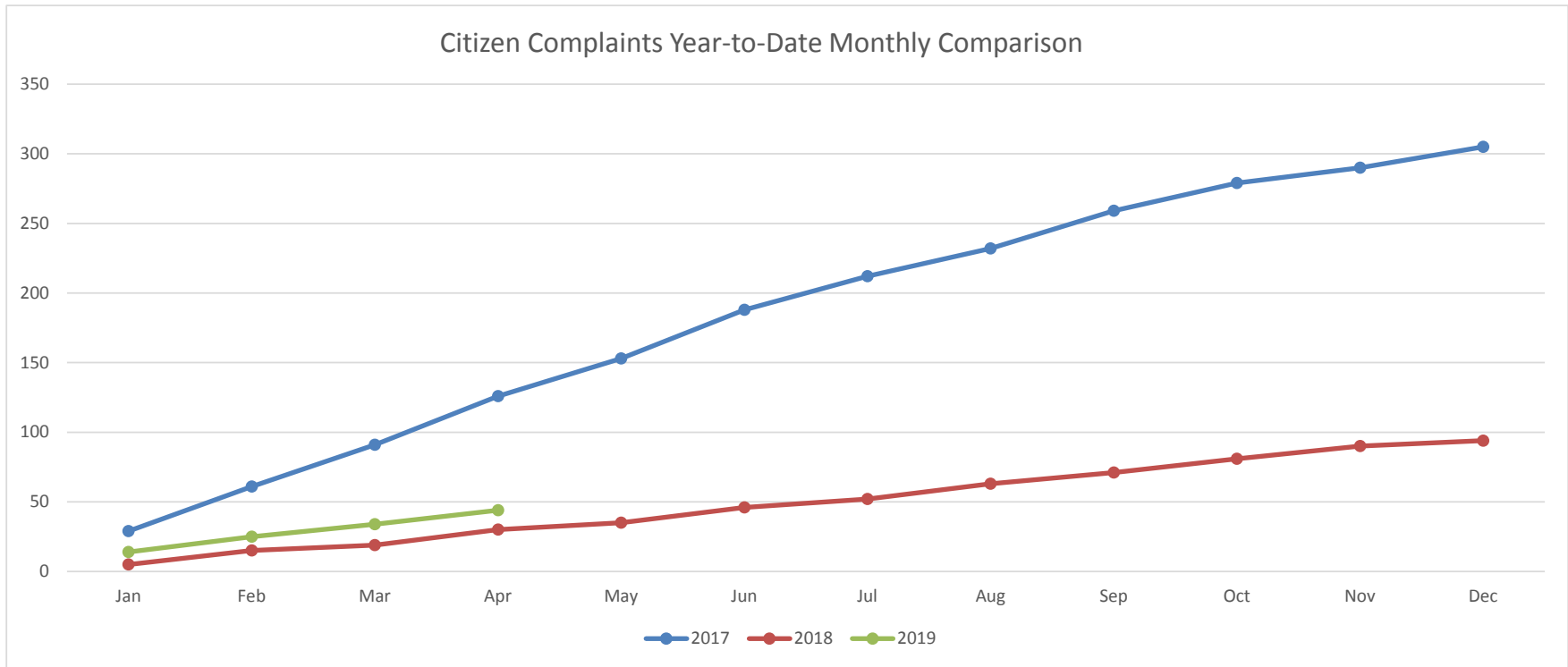
## Citizen Complaints - 2018

	Jan	Feb	Mar	Apr	May	Jun	Jul	Aug	Sep	Oct	Nov	Dec	Total
2018	5	10	4	11	5	11	6	11	8	10	9	4	94
YTD 2018	5	15	19	30	35	46	52	63	71	81	90	94	

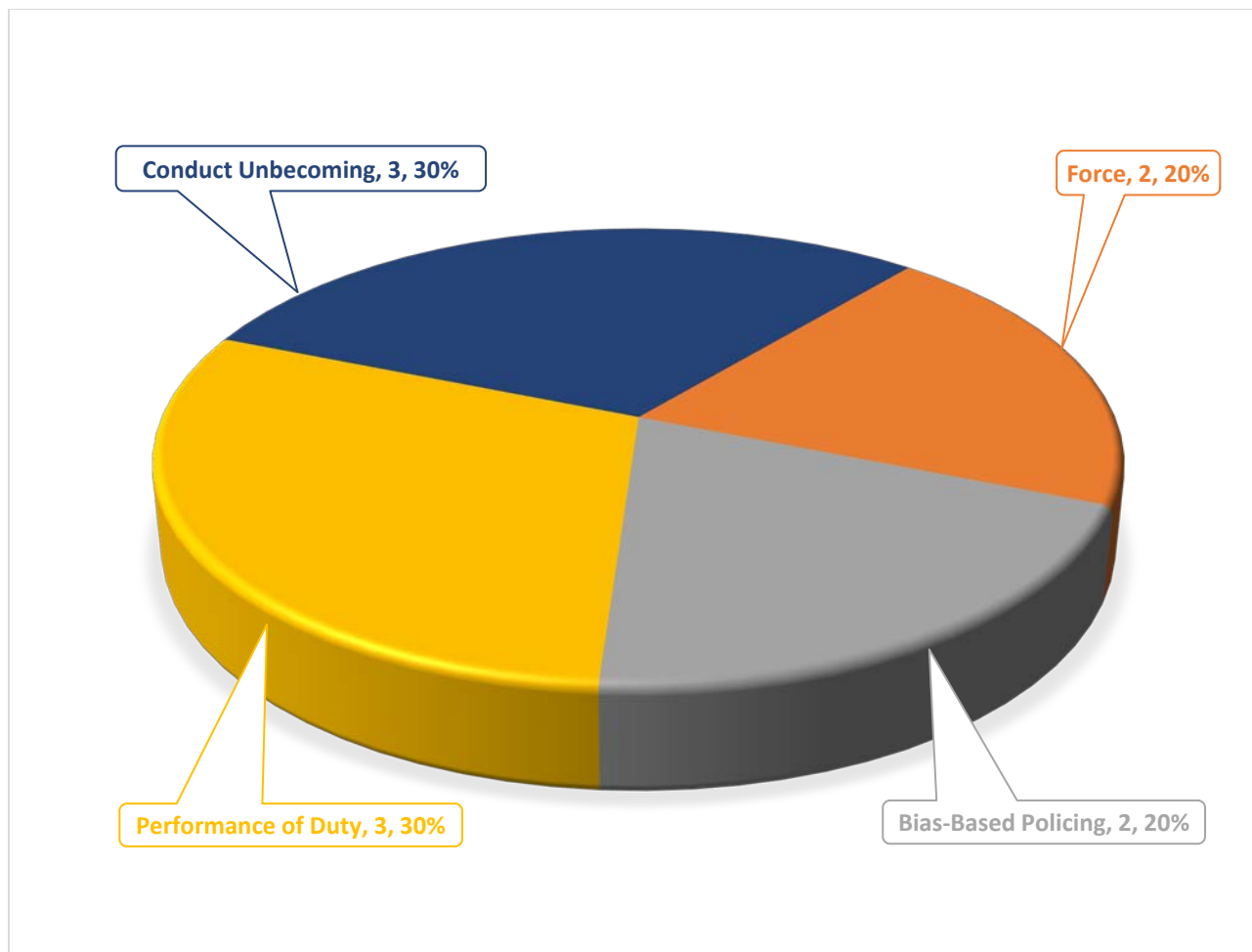
## Citizen Complaints - 2017

	Jan	Feb	Mar	Apr	May	Jun	Jul	Aug	Sep	Oct	Nov	Dec	Total
2017	6	6	7	7	13	8	9	12	10	10	7	7	102
YTD 2017	6	12	19	26	39	47	56	68	78	88	95	102	





## Complaints Received (Incident Count), April 2019



Each incident could contain more than one allegation. This pie chart reflects the most significant allegation per incident.

BART Police Department - Office of Internal Affairs								
Investigation Log - April 2019								
IA	DATE		ALLEGATION	MISC	INVESTIGATOR	STATUS	5 MONTH DATE	DUE DATE
CASE #	OCC'D	REC'D						
IA2016-071	07/29/16	7/29/2016	Force, Bias, Arrest	COMPLETE	Sgt. McNack	Awaiting training recommendation	12/28/16	
			Force, Bias, Arrest				01/27/17	
			Force, Bias, Arrest					
			Force, Bias, Arrest					
IA2017-040	1/31/2017	5/18/2017	Force		Sgt. McNack	Tolled	10/17/2017	
			Force					
IA2018-001	1/3/2018	1/3/2018	Force (OIS)		Sgt. T. Salas	Tolled	6/4/2018	
IA2018-032	UNK	4/20/2018	BBP, POD, CUBO	Deferred to OIPA #18-16		Tolled	9/23/2018	
IA2018-043	6/6/2018	6/6/2018	Force		Sgt. McNack	Tolled	11/5/2018	
IA2018-049	6/18/2018	6/18/2018	CUBO, Policy/Procedure	Sgt. Spears	Sgt. T. Salas	To Patrol	11/17/2018	6/18/2019
IA2018-060	7/22/2018	7/23/2018	Service Review		Lt. Franklin	Tolled	12/23/2018	
IA2018-075	8/22/2018	8/30/2018	Performance of Duty	Sgt. Ruffin	Sgt. McNack	In Progress	1/29/2019	8/30/2019
IA2018-081	9/26/2018	9/27/2018	CUBO	Lt. Scott	Sgt. McNack	To Patrol	2/26/2019	9/27/2019
IA2018-085	9/21/2018	9/28/2018	Force	Deferred to OIPA #18-39		OIPA Investigation	3/2/2019	9/28/2019
IA2018-090	10/17/2018	10/17/2018	CUBO, Bias-Based Policing	Deferred to OIPA #18-40		OIPA Investigation	3/18/2019	10/17/2019
IA2018-093	10/23/2018	10/23/2018	Performance of Duty	Deferred to OIPA #18-42		OIPA Investigation	3/24/2019	10/23/2019
IA2018-095	10/31/2018	10/31/2018	Force, Arrest/Detention	Deferred to OIPA #18-44		OIPA Investigation	4/1/2019	10/31/2019
IA2018-099	10/31/2018	10/31/2018	Force		Sgt. T. Salas	In Progress	4/9/2018	10/31/2019
IA2018-100	11/11/2018	11/11/2018	Bias-Based Policing, CUBO, Force		Sgt. T. Salas	In Progress	4/12/2019	11/11/2019
IA2018-103	11/17/2018	11/19/2018	CUBO, Axon	OIPA Intake #18-45	Sgt. McNack	In Progress	4/20/2019	11/19/2019
IA2018-104	11/13/2018	11/20/2018	Force, BBP, CUBO, Search or seizure	Admin Closure	Sgt. McNack	In Progress	4/21/2019	11/20/2019
IA2018-105	11/26/2018	11/27/2018	Force, BBP, CUBO, Policy/Procedure, Axon		Sgt. McNack	In Progress	4/28/2019	11/27/2019
IA2018-108	12/7/2018	12/7/2018	Bias-Based Policing	Admin Closure	Sgt. McNack	In Progress	5/8/2019	12/7/2019
IA2018-109	12/6/2018	12/11/2018	CUBO, POD		Sgt. T. Salas	In Progress	5/12/2019	12/11/2019
IA2018-110	11/8/2018	11/8/2018	Force, BBP		Sgt. T. Salas	In Progress	4/9/2019	11/8/2019
IA2019-001	1/1/2019	1/2/2019	Force		Sgt. T. Salas	In Progress	6/30/2019	1/2/2020
IA2019-003	1/7/2019	1/7/2019	Force, CUBO, Misconduct, POD		Sgt. McNack	In Progress	6/8/2019	1/7/2020
IA2019-005	1/11/2018	1/8/2019	CUBO	Admin Closure	Sgt. T. Salas	In Progress	6/9/2019	1/8/2020
IA2019-006	8/9/2018	1/15/2019	POD		Sgt. McNack	In Progress	6/16/2019	1/15/2020
IA2019-007	1/7/2019	1/7/2018	CUBO		Sgt. T. Salas	In Progress	6/16/2019	1/7/2019
IA2019-008	1/17/2019	1/18/2018	Force	Admin Closure	Sgt. T. Salas	In Progress	6/19/2019	1/18/2019
IA2019-012	1/28/2019	1/29/2019	POD	OIPA Intake #19-02	Sgt. T. Salas	In Progress	6/30/2019	1/29/2020
IA2019-013	1/28/2019	1/29/2019	POD, Policy/Procedure		Sgt. McNack	In Progress	6/30/2019	1/29/2020
IA2019-014	1/31/2019	1/31/2019	BBP, CUBO		Sgt. McNack	In Progress	7/2/2019	1/31/2020
IA2019-015	1/23/2018	1/30/2019	POD	OIPA Intake #19-03	Sgt. T. Salas	In Progress	7/6/2019	1/30/2020

IA	DATE							
CASE #	OCC'D	REC'D	ALLEGATION	MISC	INVESTIGATOR	STATUS	5 MONTH DATE	DUE DATE
				Inquiry				
IA2019-016	1/18/2019	2/5/2019	POD		Sgt. T. Salas	In Progress	3/9/2019	2/5/2020
IA2019-019	1/2/2019	1/18/2019	Force		Sgt. McNack	In Progress	7/13/2019	1/18/2020
IA2019-021	2/11/2019	2/11/2019	Force		Sgt. T. Salas	In Progress	7/23/2019	2/11/2020
IA2019-024		2/17/2019	CUBO		Sgt. McNack	In Progress	7/19/2019	2/17/2020
IA2019-025	2/21/2019	2/25/2019	Force, CUBO		Sgt. McNack	In Progress	7/23/2019	2/25/2020
IA2019-034	3/7/2019	3/13/2019		Deferred to OIPA #19-10		OIPA Investigation	3/13/2019	3/13/2020
IA2019-036	1/27/2019	3/18/2019	Force, Arrest/Detention	Deferred to OIPA #19-11		OIPA Investigation	8/17/2019	3/18/2020
IA2019-037	3/18/2019	3/18/2019		OIPA Intake #19-12	Sgt. McNack	In Progress	8/17/2019	3/18/2020
IA2019-038	3/21/2019	3/21/2019	Force, CUBO	Inquiry	Sgt. T. Salas	In Progress	8/17/2019	3/21/2020
IA2019-039	3/22/2019	3/22/2019	CUBO		Sgt. T. Salas	In Progress	8/21/2019	3/22/2020
IA2019-041	3/26/2019	3/25/2019	Force, Policy/Procedure	Deferred to OIPA #19-13	Sgt. McNack	OIPA Investigation	8/17/2019	3/25/2020
IA2019-042	1/27/2019	3/29/2019	POD, CUBO, Policy/Procedure		Sgt. McNack	In Progress	8/28/2019	3/29/2020
IA2019-043	2/13/2019	2/13/2019	Force		Sgt. McNack	In Progress	9/1/2019	2/13/2020
IA2019-045		4/3/2019	Arrest/Detention	Inquiry	Sgt. McNack	In Progress	9/2/2019	4/3/2020
IA2019-048	4/6/2019	4/6/2019		Inquiry	Lt. Franklin	In Progress	5/9/2019	4/6/2020
IA2019-049	4/12/2019	4/12/2019	CUBO	SR	Sgt. T. Salas	In Progress	5/12/2019	4/12/2020
IA2019-050	4/11/2019			Patrol Candidate Inquiry	Sgt. T. Salas	In Progress	5/12/2019	12/31/1900
IA2019-052	4/16/2019	4/16/2019	Force, CUBO		Sgt. McNack	In Progress	9/15/2019	4/16/2020
IA2019-053	4/17/2019	4/17/2019	CUBO, BBP		Sgt. McNack	In Progress	9/16/2019	4/17/2020
IA2019-054	4/17/2019	4/17/2019	Force, CUBO	Deferred to OIPA #19-15		OIPA Investigation	5/12/2019	4/17/2020
IA2019-055	4/21/2019	4/21/2019	CUBO		Sgt. T. Salas	In Progress		4/21/2020
IA2019-056	4/29/2019	4/30/2019	POD, CUBO	SR	Sgt. T. Salas	In Progress	5/30/2019	4/30/2020
IA2019-057	4/29/2019	4/29/2019	Arrest/Detention BBP, CUBO	Deferred to OIPA #19-17		OIPA Investigation	9/28/2019	4/29/2020
IA2019-058	4/27/2019	5/3/2019	POD, CUBO	SR	Sgt. T. Salas	In Progress	10/2/2019	5/3/2020
IA2019-059	4/11/2019	4/11/2019	POD		Sgt. McNack	In Progress	9/10/2019	4/11/2020

PART 1 CRIMES	2014	2015	2016	2017	2018	YTD April		% change from '19
						2018	2019	
Homicide	0	1	1	0	3	0	0	0%
Rape	2	3	4	8	3	2	2	0%
Robbery	153	161	232	290	349	91	126	38%
Aggravated Assault	71	73	93	125	130	44	47	7%
<b>Violent Crime Subtotal</b>	<b>226</b>	<b>238</b>	<b>330</b>	<b>423</b>	<b>485</b>	<b>137</b>	<b>175</b>	<b>28%</b>
Burglary (Not Including Auto)	7	4	12	15	18	9	6	-33%
Larceny	2597	2325	2217	2593	2590	772	952	23%
Auto Theft	522	480	480	420	354	129	65	-50%
Arson	0	0	1	4	4	3	1	-67%
<b>Property Crime Subtotal</b>	<b>3126</b>	<b>2809</b>	<b>2710</b>	<b>3032</b>	<b>2966</b>	<b>913</b>	<b>1024</b>	<b>12%</b>
<b>TOTAL</b>	<b>3352</b>	<b>3047</b>	<b>3040</b>	<b>3455</b>	<b>3451</b>	<b>1050</b>	<b>1199</b>	<b>14%</b>



# BART Police Performance Measurements

## April 2019

**Disclaimer--\*\***The data is drawn from the BART Police Department TriTech computer database, and they are unaudited. The numbers may not match the official monthly totals reported to the FBI through the Uniform Crime Reporting (UCR) program. Late reporting, the reclassification or unbounding of crimes, can affect crime statistics. **OT Budget costs** are projected numbers and actual numbers are about 4 months behind. The statistics contained in the on the Performance Measurements are **subject to change , updates, and corrections. \*\***

### Top 5 Stations For Part 1 Crimes

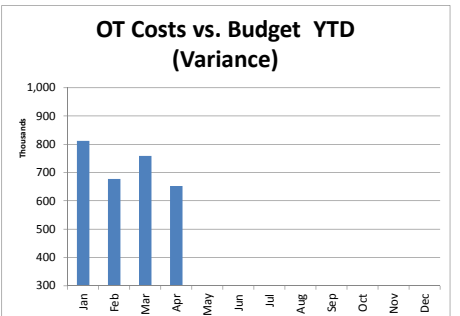
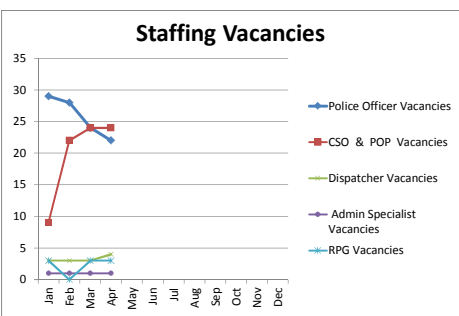
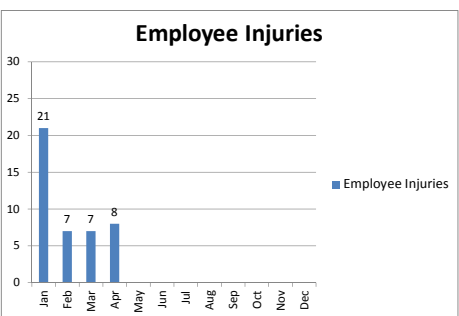
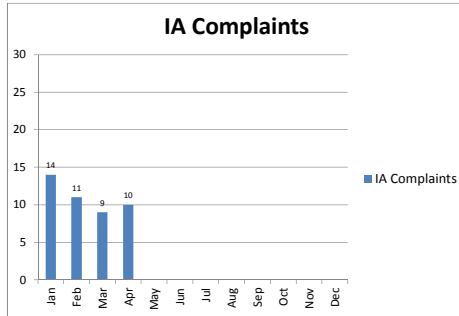
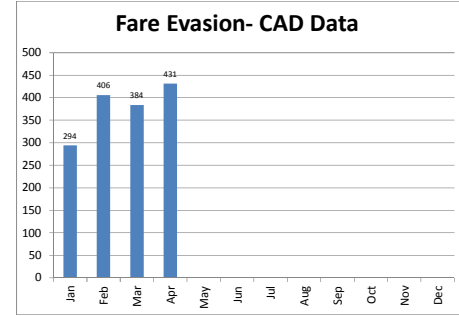
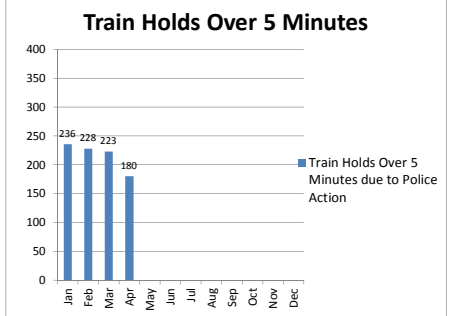
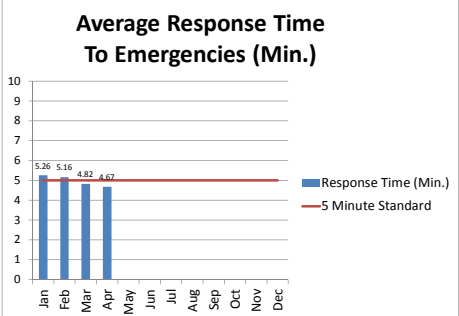
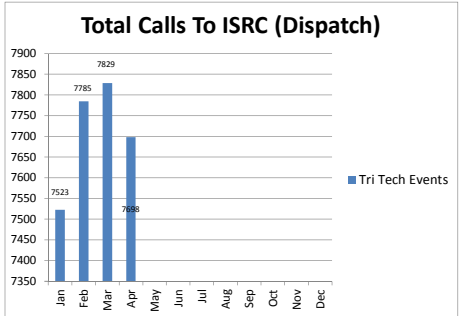
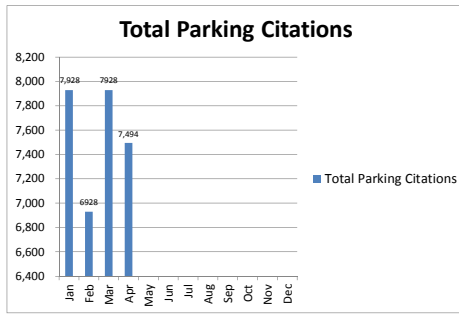
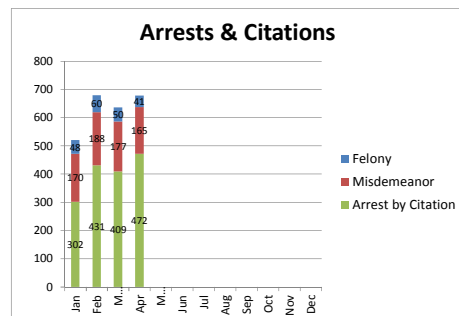
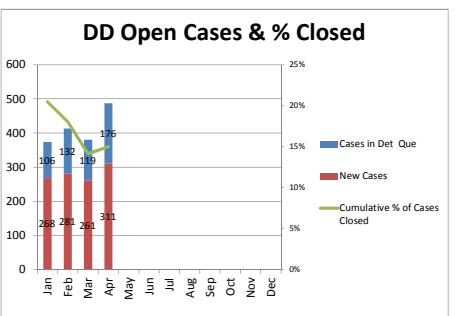
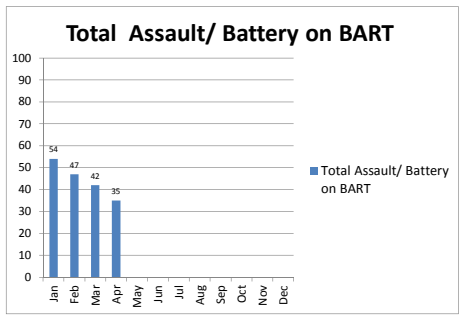
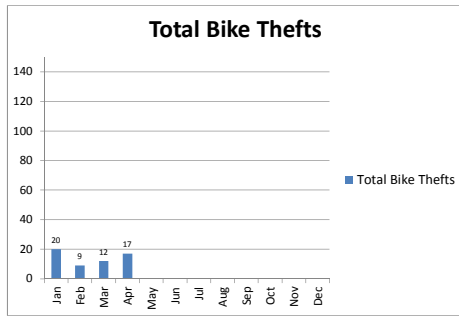
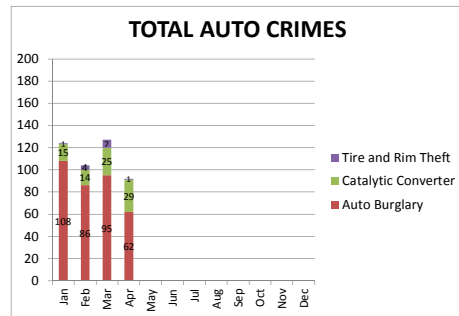
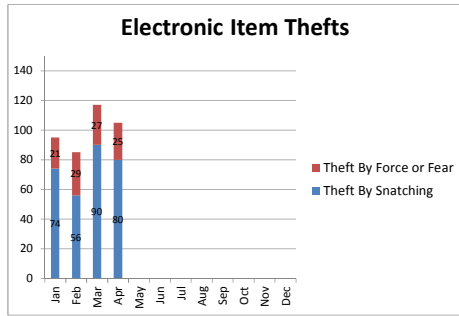
#### 2019 Current Month

Coliseum  
West Oakland  
Daly City  
Balboa Park  
Fruitvale

#### Most Frequent all of 2018 2018 YEAR

Coliseum  
West Oakland  
Hayward/ San Leandro  
Richmond  
Fruitvale

This list was obtained by adding the highest totals listed in the Part 1 crimes data.





PART 1 CRIMES	2017	2018	YTD April		% change from '18
			2018	2019	
Homicide	0	2	1	1	0%
Rape	6	3	2	2	0%
Robbery	191	215	56	74	32%
Aggravated Assault	73	87	31	22	-29%
<b>Violent Crime Subtotal</b>	<b>270</b>	<b>307</b>	<b>90</b>	<b>99</b>	<b>10%</b>
Burglary (Not Including Auto)	8	11	6	2	-67%
Larceny	1471	1283	446	481	8%
Auto Theft	266	199	70	38	-46%
Arson	2	3	2	1	-50%
<b>Property Crime Subtotal</b>	<b>1747</b>	<b>1496</b>	<b>524</b>	<b>522</b>	<b>0%</b>
<b>TOTAL</b>	<b>2017</b>	<b>1803</b>	<b>614</b>	<b>621</b>	<b>1%</b>

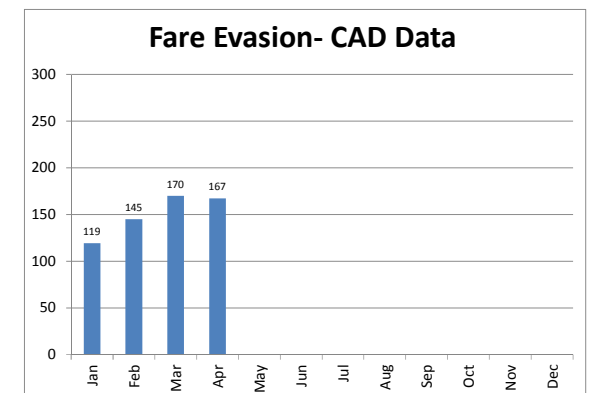
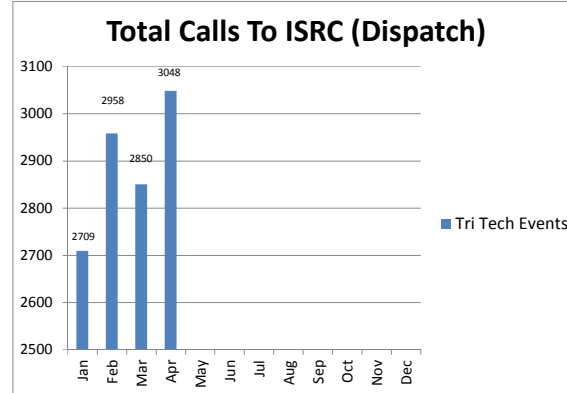
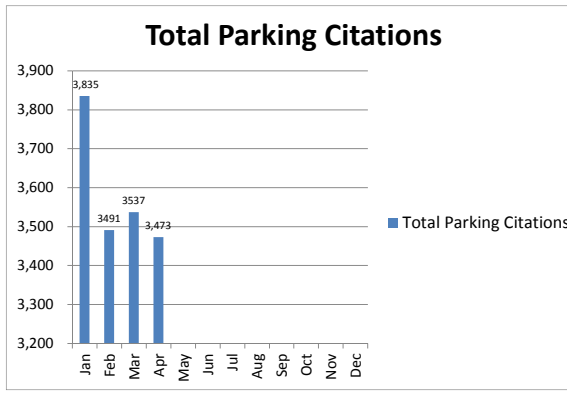
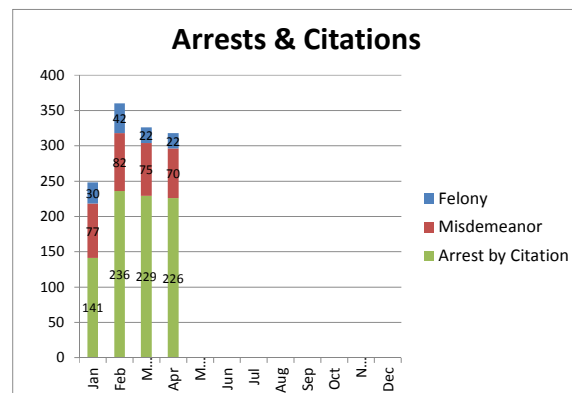
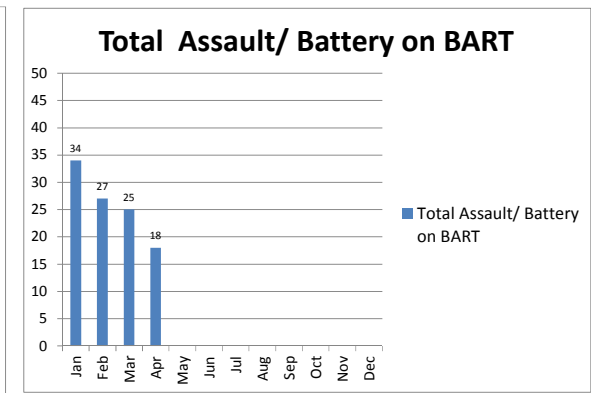
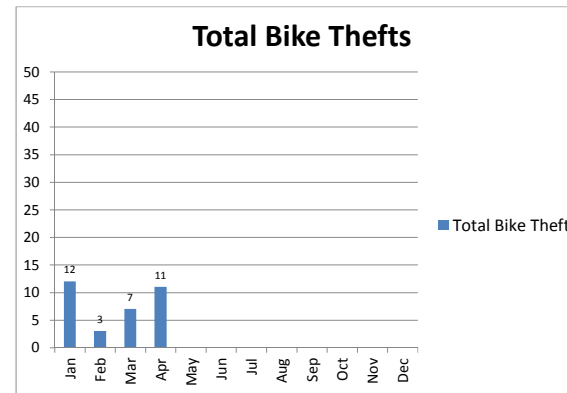
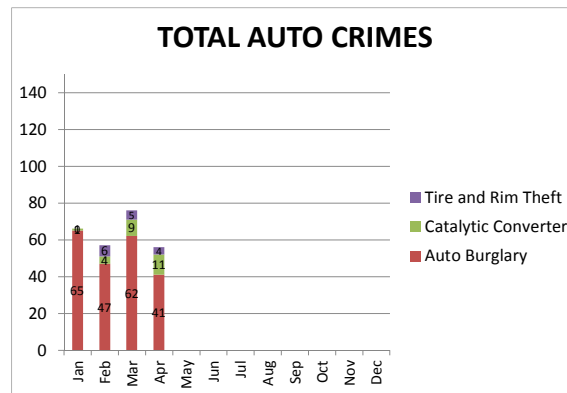
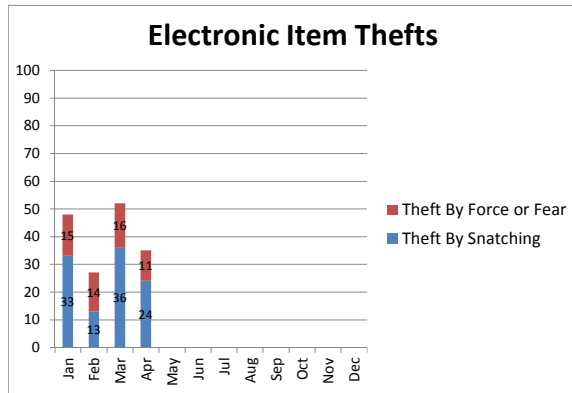


# BART Police Performance Measurements

## Alameda County Crime Statistics

### April 2019

**Disclaimer--\*\***The data is drawn from the BART Police Department TriTech computer database, and they are unaudited. The numbers may not match the official monthly totals reported to the FBI through the Uniform Crime Reporting (UCR) program. Late reporting, the reclassification or unbounding of crimes, can affect crime statistics. The statistics contained in the on the Performance Measurements are [subject to change, updates, and corrections.](#) \*\*



PART 1 CRIMES	2017	2018	YTD April		% change from '18
			2018	2019	
Homicide	0	1	0	0	0%
Rape	1	0	0	0	0%
Robbery	35	29	10	13	30%
Aggravated Assault	23	20	9	6	-33%
<b>Violent Crime Subtotal</b>	<b>59</b>	<b>50</b>	<b>19</b>	<b>19</b>	<b>0%</b>
Burglary (Not Including Auto)	2	1	1	1	0%
Larceny	675	670	186	202	9%
Auto Theft	134	135	43	25	-42%
Arson	3	1	1	0	-100%
<b>Property Crime Subtotal</b>	<b>814</b>	<b>807</b>	<b>231</b>	<b>228</b>	<b>-1%</b>
<b>TOTAL</b>	<b>873</b>	<b>857</b>	<b>250</b>	<b>247</b>	<b>-1%</b>

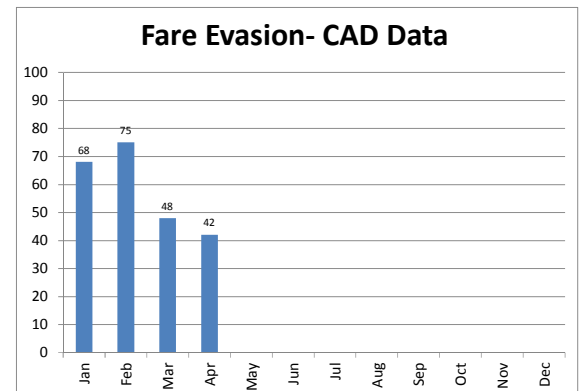
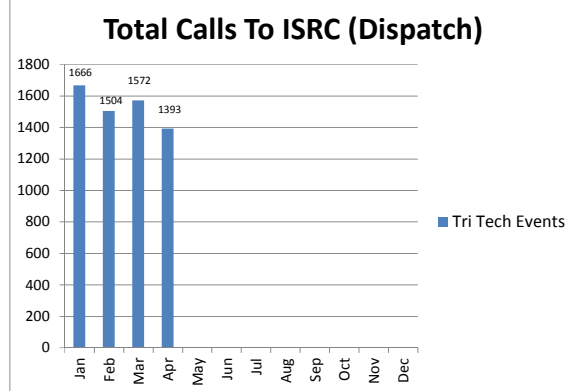
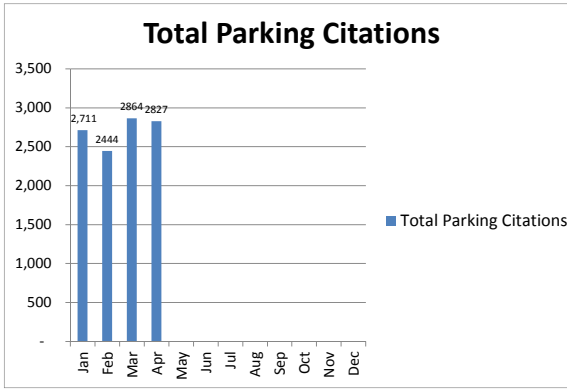
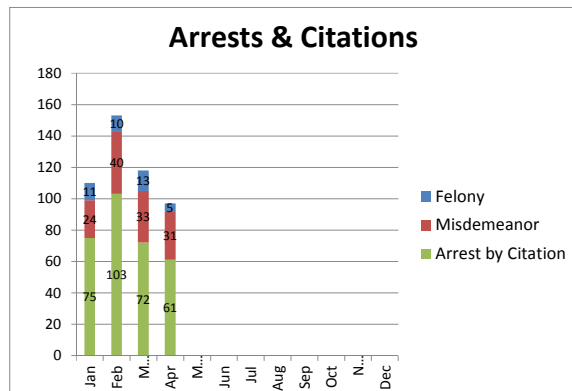
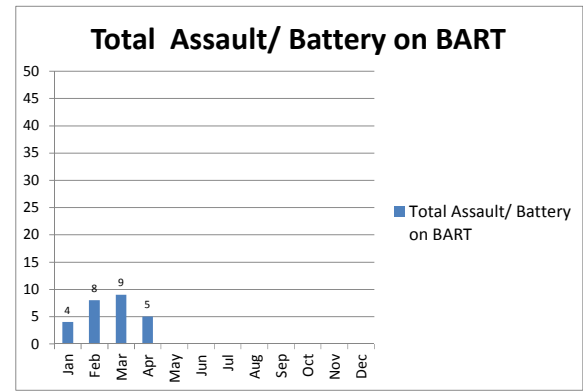
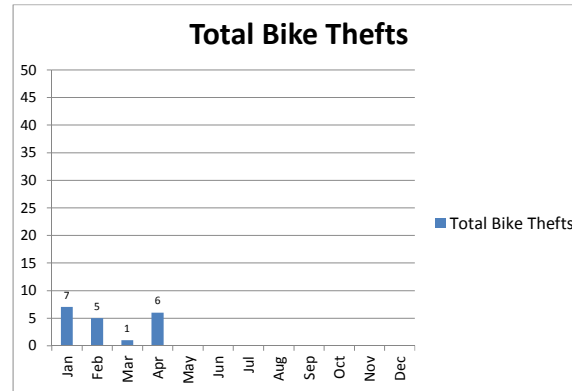
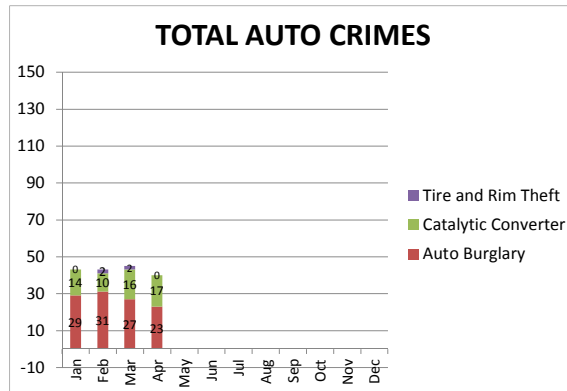
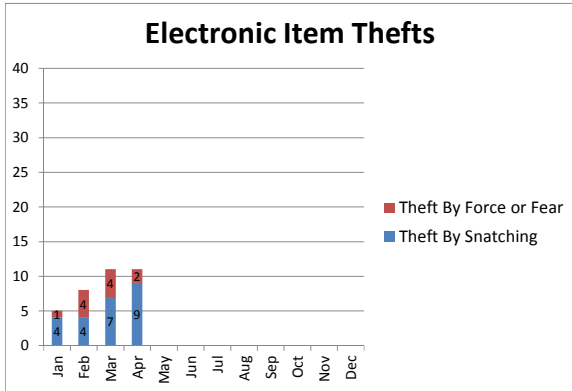


# BART Police Performance Measurements

## Contra Costa County Crime Statistics

### April 2019

**Disclaimer--\*\***The data is drawn from the BART Police Department TriTech computer database, and they are unaudited. The numbers may not match the official monthly totals reported to the FBI through the Uniform Crime Reporting (UCR) program. Late reporting, the reclassification or unbounding of crimes, can affect crime statistics. The statistics contained in the on the Performance Measurements are [subject to change , updates, and corrections.](#) \*\*



PART 1 CRIMES	2017	2018	YTD April		% change from '18
			2018	2019	
Homicide	0	0	0	0	0%
Rape	0	0	0	0	0%
Robbery	49	97	24	34	42%
Aggravated Assault	23	18	3	13	500%
<b>Violent Crime Subtotal</b>	<b>72</b>	<b>115</b>	<b>27</b>	<b>47</b>	<b>74%</b>
Burglary (Not Including Auto)	5	6	2	0	-100%
Larceny	244	476	89	187	110%
Auto Theft	2	1	0	0	0%
Arson	0	0	0	0	0%
<b>Property Crime Subtotal</b>	<b>251</b>	<b>483</b>	<b>91</b>	<b>187</b>	<b>105%</b>
<b>TOTAL</b>	<b>323</b>	<b>598</b>	<b>118</b>	<b>234</b>	<b>98%</b>

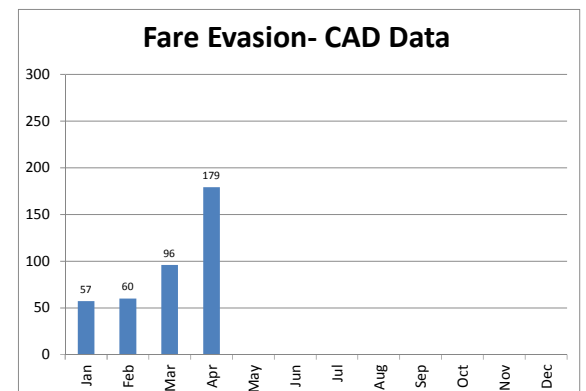
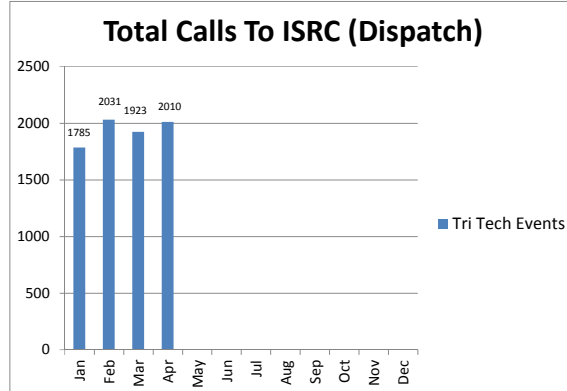
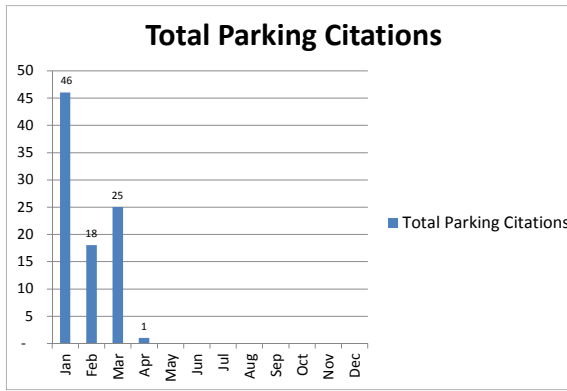
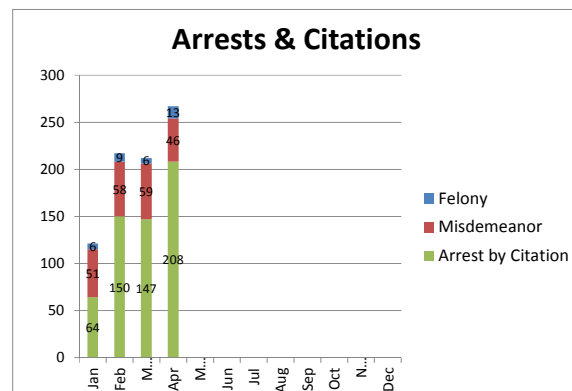
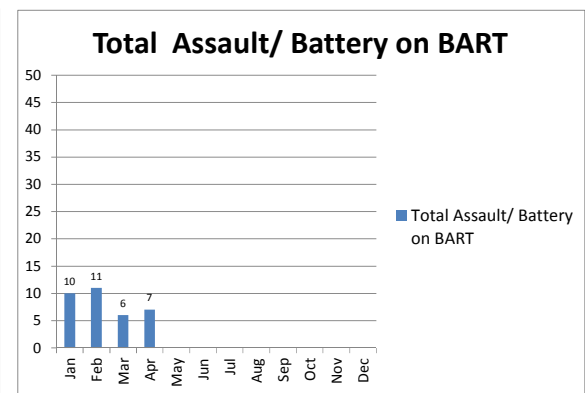
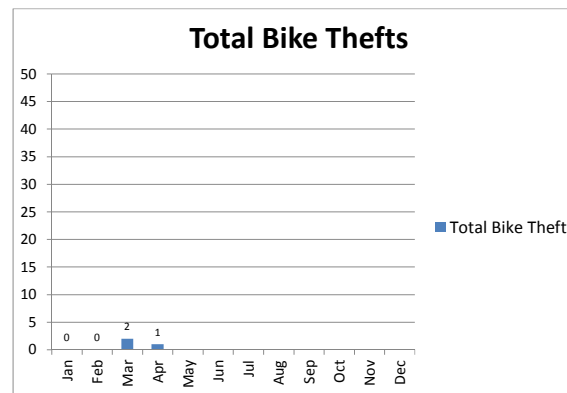
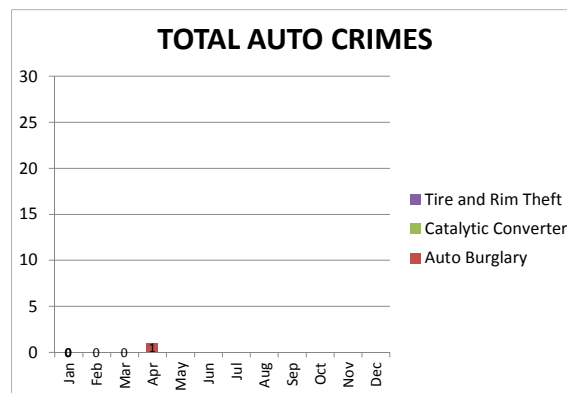
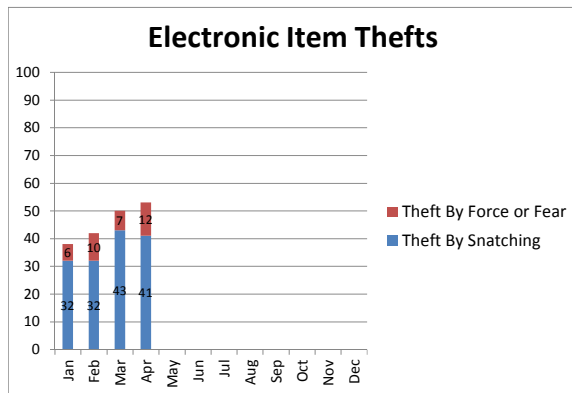


# BART Police Performance Measurements

## San Francisco County Crime Statistics

### April 2019

**Disclaimer--\*\***The data is drawn from the BART Police Department TriTech computer database, and they are unaudited. The numbers may not match the official monthly totals reported to the FBI through the Uniform Crime Reporting (UCR) program. Late reporting, the reclassification or unbounding of crimes, can affect crime statistics. The statistics contained in the on the Performance Measurements are [subject to change, updates, and corrections.](#) \*\*



PART 1 CRIMES	2017	2018	YTD April		% change from '18
			2018	2019	
Homicide	0	0	0	0	0%
Rape	1	0	0	0	0%
Robbery	15	8	1	4	100%
Aggravated Assault	6	5	1	2	100%
<b>Violent Crime Subtotal</b>	<b>22</b>	<b>13</b>	<b>2</b>	<b>6</b>	<b>400%</b>
Burglary (Not Including Auto)	0	0	0	0	0%
Larceny	208	161	51	77	51%
Auto Theft	18	19	9	2	-78%
Arson	0	0	0	0	0%
<b>Property Crime Subtotal</b>	<b>226</b>	<b>180</b>	<b>60</b>	<b>79</b>	<b>32%</b>
<b>TOTAL</b>	<b>248</b>	<b>193</b>	<b>62</b>	<b>85</b>	<b>37%</b>

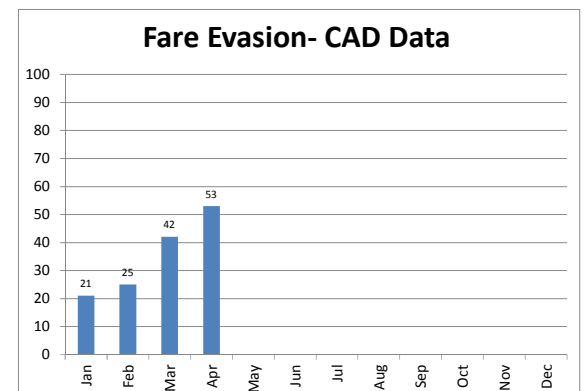
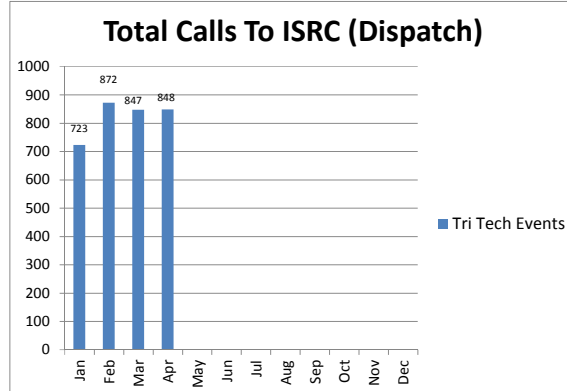
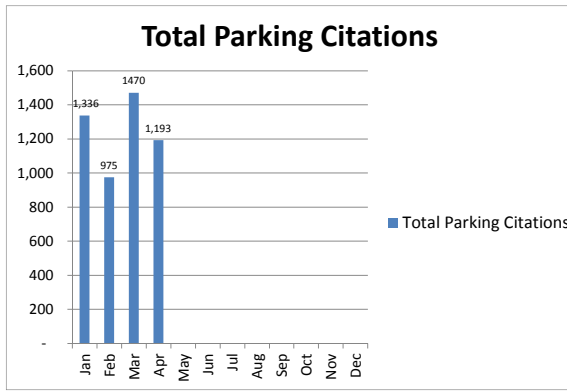
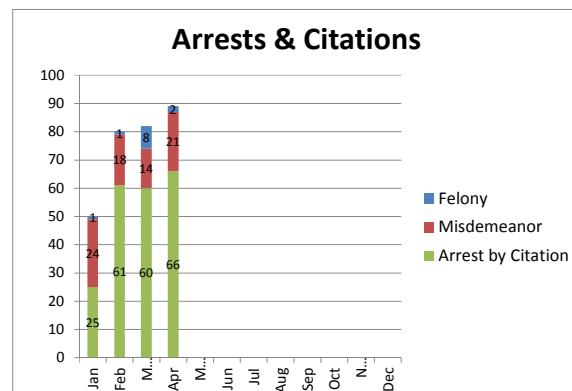
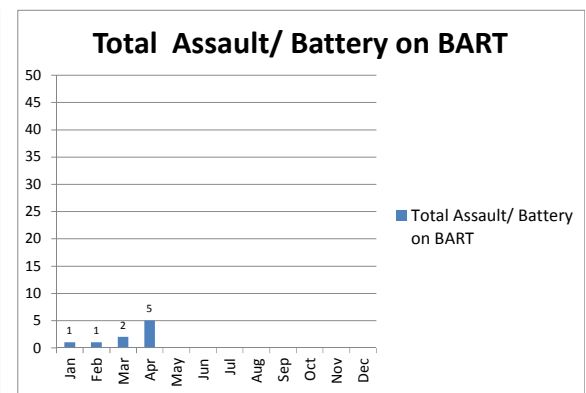
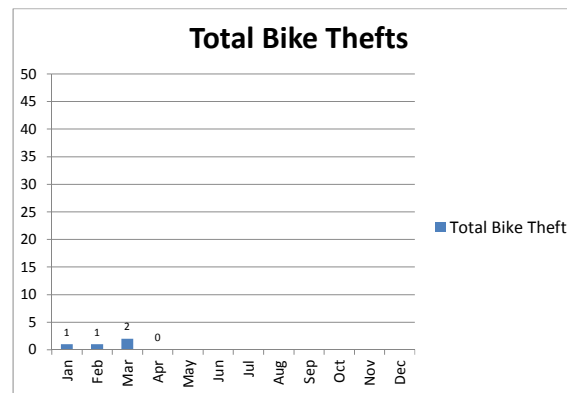
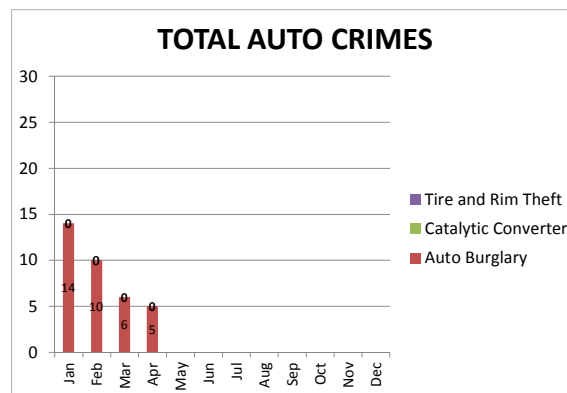
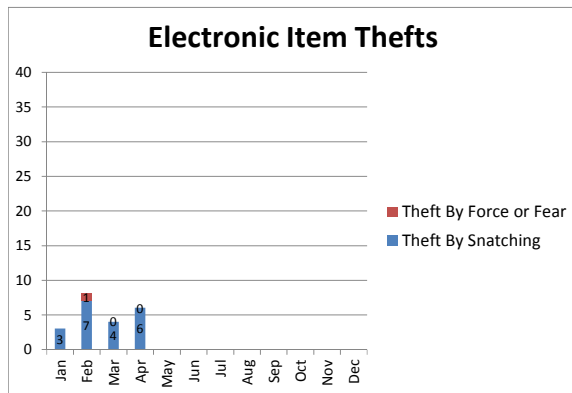


# BART Police Performance Measurements

## San Mateo County Crime Statistics

### April 2019

**Disclaimer--\*\***The data is drawn from the BART Police Department TriTech computer database, and they are unaudited. The numbers may not match the official monthly totals reported to the FBI through the Uniform Crime Reporting (UCR) program. Late reporting, the reclassification or unfounding of crimes, can affect crime statistics. The statistics contained in the on the Performance Measurements are [subject to change , updates, and corrections.](#) \*\*



## Enforcement Contacts - 2019

	Jan	Feb	Mar	Apr	May	Jun	Jul	Aug	Sep	Oct	Nov	Dec	YTD
Felony Arrest	48	60	50	41									199
YTD 2019	48	108	158	199									
Misd. Arrest	170	188	177	165									700
YTD 2019	170	358	535	700									
Cite & Release	302	431	409	472									1,614
YTD 2019	302	733	1,142	1,614									
Field Interview	814	945	804	891									3,454
YTD 2019	814	1,759	2,563	3,454									

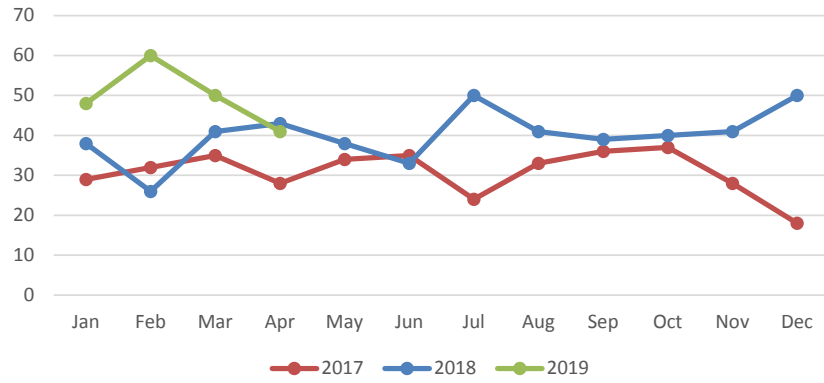
## Enforcement Contacts - 2018

	Jan	Feb	Mar	Apr	May	Jun	Jul	Aug	Sep	Oct	Nov	Dec	YTD
Felony Arrest	38	26	41	43	38	33	50	41	39	40	41	50	480
YTD 2018	38	64	105	148	186	219	269	310	349	389	430	480	
Misd. Arrest	88	109	123	90	117	142	108	127	119	160	144	129	1,456
YTD 2018	88	197	320	410	527	669	777	904	1,023	1,183	1,327	1,456	
Cite & Release	396	405	457	175	280	235	199	236	151	206	144	176	3,060
YTD 2018	396	801	1,258	1,433	1,713	1,948	2,147	2,383	2,534	2,740	2,884	3,060	
Field Interview	512	581	581	476	527	513	491	605	433	570	489	463	6,241
YTD 2018	512	1,093	1,674	2,150	2,677	3,190	3,681	4,286	4,719	5,289	5,778	6,241	

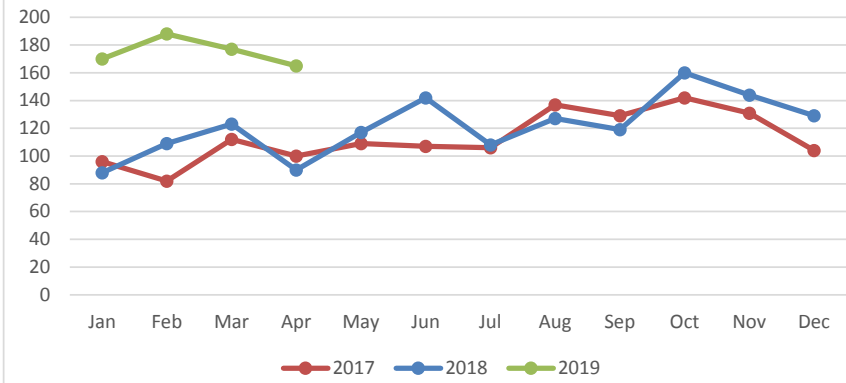
# Enforcement Contacts - 2017

	Jan	Feb	Mar	Apr	May	Jun	Jul	Aug	Sep	Oct	Nov	Dec	YTD
Felony Arrest	29	32	35	28	34	35	24	33	36	37	28	18	369
YTD 2017	29	61	96	124	158	193	217	250	286	323	351	369	
Misd. Arrest	96	82	112	100	109	107	106	137	129	142	131	104	1,355
YTD 2017	96	178	290	390	499	606	712	849	978	1,120	1,251	1,355	
Cite & Release	356	578	355	252	222	155	261	654	385	730	287	200	4,435
YTD 2017	356	934	1,289	1,541	1,763	1,918	2,179	2,833	3,218	3,948	4,235	4,435	
Field Interview	175	336	322	349	418	336	348	545	749	646	508	466	5,198
YTD 2017	175	511	833	1,182	1,600	1,936	2,284	2,829	3,578	4,224	4,732	5,198	

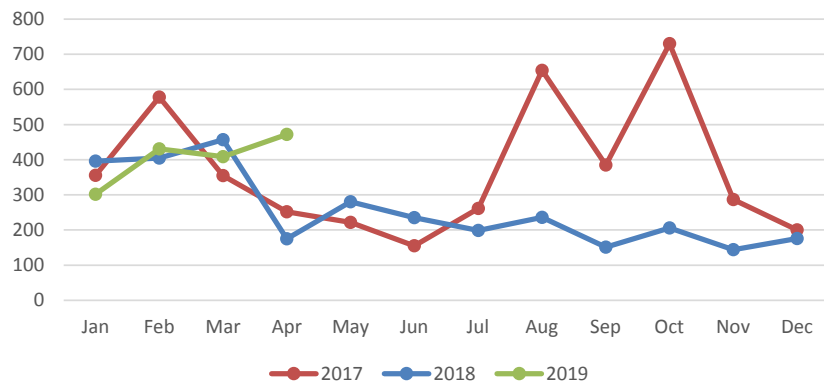
Felony Arrests



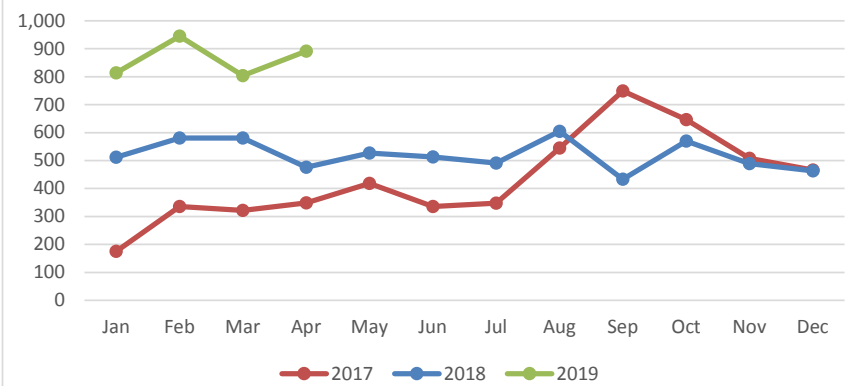
Misdemeanor Arrests



Cite & Release



Field Interviews



## Parking Enforcement - 2019

	Jan	Feb	Mar	Apr	May	Jun	Jul	Aug	Sep	Oct	Nov	Dec	YTD
Citations Issued	7,927	6,837	7,897	7,322									29,983
YTD 2019	7,927	14,764	22,661	29,983									
Contested	1,654	1,605	1,838	1,386									6,483
YTD 2019	1,654	3,259	5,097	6,483									
Dismissed	1,039	983	1,155	890									4,067
YTD 2019	1,039	2,022	3,177	4,067									

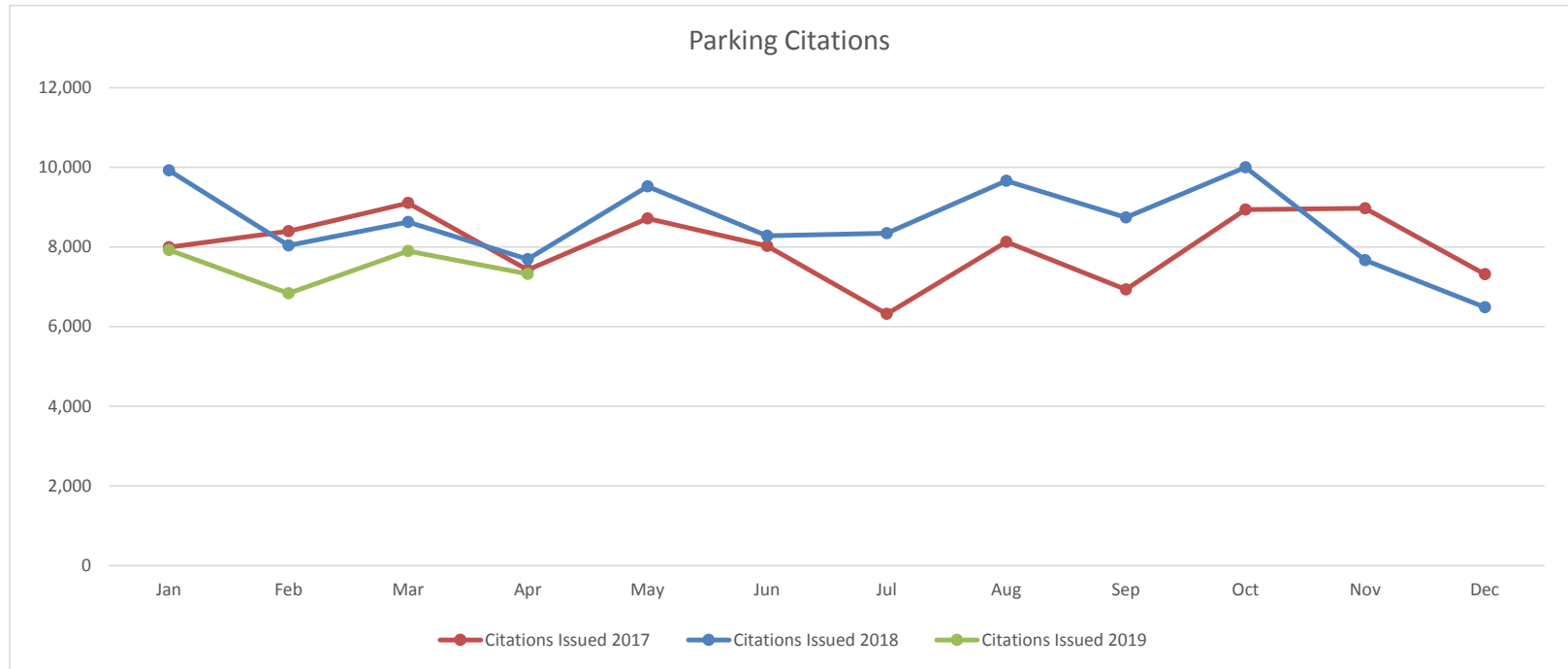
## Parking Enforcement - 2018

	Jan	Feb	Mar	Apr	May	Jun	Jul	Aug	Sep	Oct	Nov	Dec	YTD
Citations Issued	9,925	8,042	8,629	7,697	9,520	8,281	8,344	9,661	8,744	10,001	7,671	6,488	103,003
YTD 2018	9,925	17,967	26,596	34,293	43,813	52,094	60,438	70,099	78,843	88,844	96,515	103,003	
Contested	2,121	1,808	2,152	1,782	1,827	2,053	1,958	2,211	2,060	2,314	1,925	1,667	23,878
YTD 2018	2,121	3,929	6,081	7,863	9,690	11,743	13,701	15,912	17,972	20,286	22,211	23,878	
Dismissed	1,502	1,200	1,448	1,160	1,152	1,294	1,223	1,438	1,309	1,489	1,197	1,037	15,449
YTD 2018	1,502	2,702	4,150	5,310	6,462	7,756	8,979	10,417	11,726	13,215	14,412	15,449	

## Parking Enforcement - 2017

	Jan	Feb	Mar	Apr	May	Jun	Jul	Aug	Sep	Oct	Nov	Dec	YTD
Citations Issued	7,997	8,400	9,104	7,424	8,716	8,028	6,318	8,131	6,933	8,939	8,973	7,316	96,279
YTD 2017	7,997	16,397	25,501	32,925	41,641	49,669	55,987	64,118	71,051	79,990	88,963	96,279	
Contested	1,324	1,673	1,761	1,796	1,912	1,681	1,587	1,734	1,578	1,793	1,556	2,116	20,511
YTD 2017	1,324	2,997	4,758	6,554	8,466	10,147	11,734	13,468	15,046	16,839	18,395	20,511	
Dismissed	821	1,000	1,136	1,223	1,288	1,070	998	1,115	937	1,107	940	1,375	13,010
YTD 2017	821	1,821	2,957	4,180	5,468	6,538	7,536	8,651	9,588	10,695	11,635	13,010	





# Warrant Arrests

	Jan	Feb	Mar	Apr	May	Jun	Jul	Aug	Sep	Oct	Nov	Dec
<b>2019</b>												
BART Felony Warrants	3	2	1	2								
BART Misdemeanor Warrants	2	13	3	5								
O/S Felony Warrants	24	39	32	17								
O/S Misdemeanor Warrants	81	73	82	101								
<b>Monthly Total</b>	<b>110</b>	<b>127</b>	<b>118</b>	<b>125</b>								
<b>YTD Total</b>	<b>110</b>	<b>237</b>	<b>355</b>	<b>480</b>								
<b>2018</b>												
BART Felony Warrants	2	1	3	0	2	1	2	2	2	0	1	0
BART Misdemeanor Warrants	3	3	2	2	6	4	1	4	5	7	2	4
O/S Felony Warrants	12	10	16	29	29	8	16	14	10	21	17	23
O/S Misdemeanor Warrants	40	37	68	55	60	36	67	51	41	69	62	67
<b>Monthly Total</b>	<b>57</b>	<b>51</b>	<b>89</b>	<b>86</b>	<b>97</b>	<b>49</b>	<b>86</b>	<b>71</b>	<b>58</b>	<b>97</b>	<b>82</b>	<b>94</b>
<b>YTD Total</b>	<b>57</b>	<b>108</b>	<b>197</b>	<b>283</b>	<b>380</b>	<b>429</b>	<b>515</b>	<b>586</b>	<b>644</b>	<b>741</b>	<b>823</b>	<b>917</b>
<b>2017</b>												
BART Felony Warrants	1	2	1	1	2	3	1	5	1	1	1	0
BART Misdemeanor Warrants	6	4	3	5	9	2	6	17	10	3	8	3
O/S Felony Warrants	20	19	20	18	18	15	10	9	18	16	14	6
O/S Misdemeanor Warrants	39	40	53	53	54	44	52	53	48	74	60	36
<b>Monthly Total</b>	<b>66</b>	<b>65</b>	<b>77</b>	<b>77</b>	<b>83</b>	<b>64</b>	<b>69</b>	<b>84</b>	<b>77</b>	<b>94</b>	<b>83</b>	<b>45</b>
<b>YTD Total</b>	<b>66</b>	<b>131</b>	<b>208</b>	<b>285</b>	<b>368</b>	<b>432</b>	<b>501</b>	<b>585</b>	<b>662</b>	<b>756</b>	<b>839</b>	<b>884</b>



## San Francisco Bay Area Rapid Transit Police Department Criminal Investigations Division Monthly Summary Report April, 2019

### Detective Assignments

Total number of cases assigned to detectives during the month	Number of cases that are still being investigated by detectives	Number of cases that all current leads have been exhausted	Number of cases that were sent to the district attorney's offices for a review	Number of cases that the district attorney's offices has not made a final disposition	Number of cases that were charged/probation violation by the district attorney	Number of cases that were not charged by the district attorney's offices	Percentage of cases that the district attorney's offices filed charges	Total number of cases that are assigned to a detective as of May 6, 2019
<b>311</b>	<b>176</b>	<b>12</b>	<b>122</b>	<b>79</b>	<b>26</b>	<b>17</b>	<b>21%</b>	<b>479</b>

**Submitted By: Sgt. J. Power S-49**

**Date: 05/06/2019**

# San Francisco Bay Area Rapid Transit Police Department

## Criminal Investigations Division

### April, 2019

#### Detective Closure Rate

	Total number of cases assigned to detectives previous 12 months (May 2018 - April 2019)	Number of cases that are still being investigated by detectives	Number of cases that all current leads have been exhausted	Percentage of cases that all current leads have been exhausted	Number of cases closed by arrest or identification of suspect	Percentage of cases closed by arrest or identification of suspect	Percentage of Open Cases
	<b>2808</b>	<b>557</b>	<b>548</b>	<b>20%</b>	<b>1680</b>	<b>60%</b>	<b>20%</b>
D39	94	0	24	<b>26%</b>	70	<b>74%</b>	<b>0%</b>
D51	345	8	71	<b>21%</b>	263	<b>76%</b>	<b>2%</b>
D75	74	0	12	<b>16%</b>	61	<b>82%</b>	<b>0%</b>
D31	256	9	59	<b>23%</b>	185	<b>72%</b>	<b>4%</b>
D55	375	3	190	<b>51%</b>	180	<b>48%</b>	<b>1%</b>
D27	268	11	72	<b>27%</b>	177	<b>66%</b>	<b>4%</b>
D54	354	48	42	<b>12%</b>	261	<b>74%</b>	<b>14%</b>
D10	252	29	29	<b>12%</b>	192	<b>76%</b>	<b>12%</b>
D52	346	69	3	<b>1%</b>	273	<b>79%</b>	<b>20%</b>
Robbery	444	380	46	<b>10%</b>	18	<b>4%</b>	<b>86%</b>

#### CASES IN DETECTIVE QUEUE

	Total	Past 60 days
D55	12	5
D31	13	2
D27	9	0
D54	34	1
D10	37	4
D52	54	10
Robbery	320	191

Submitted by: Sgt. John J. Power #S49  
Date: May 6, 2019

## Assembly Bill 716 - 2019

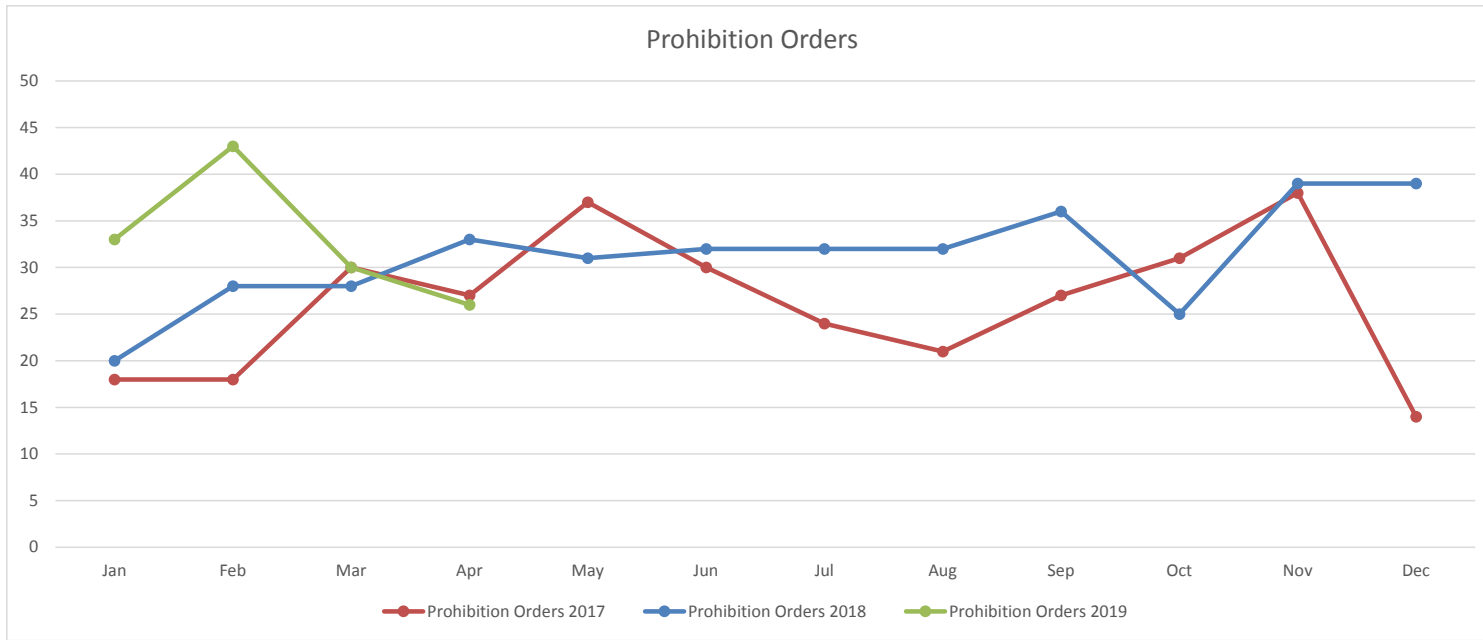
	Jan	Feb	Mar	Apr	May	Jun	Jul	Aug	Sep	Oct	Nov	Dec	YTD
Prohibition Orders Issued	33	43	30	26									132
YTD 2019	33	76	106	132									

## Assembly Bill 716 - 2018

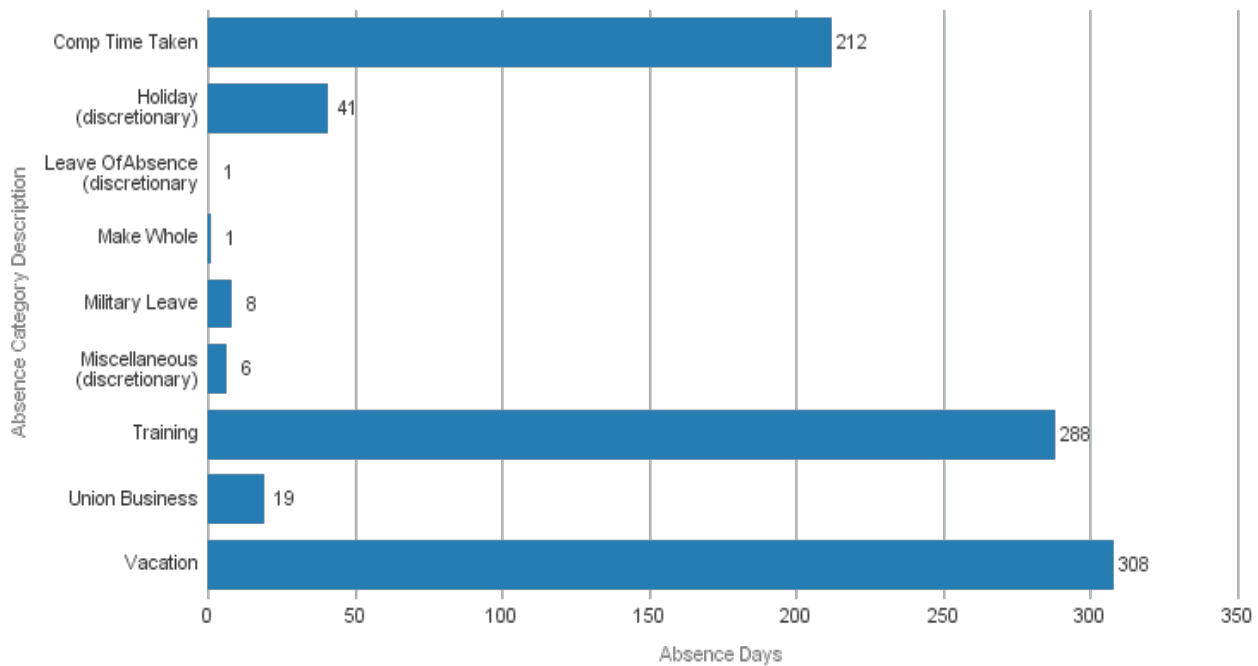
	Jan	Feb	Mar	Apr	May	Jun	Jul	Aug	Sep	Oct	Nov	Dec	YTD
Prohibition Orders Issued	20	28	28	33	31	32	32	32	36	25	39	39	375
YTD 2018	20	48	76	109	140	172	204	236	272	297	336	375	

## Assembly Bill 716 - 2017

	Jan	Feb	Mar	Apr	May	Jun	Jul	Aug	Sep	Oct	Nov	Dec	YTD
Prohibition Orders Issued	18	18	30	27	37	30	24	21	27	31	38	14	315
YTD 2017	18	36	66	93	130	160	184	205	232	263	300	315	

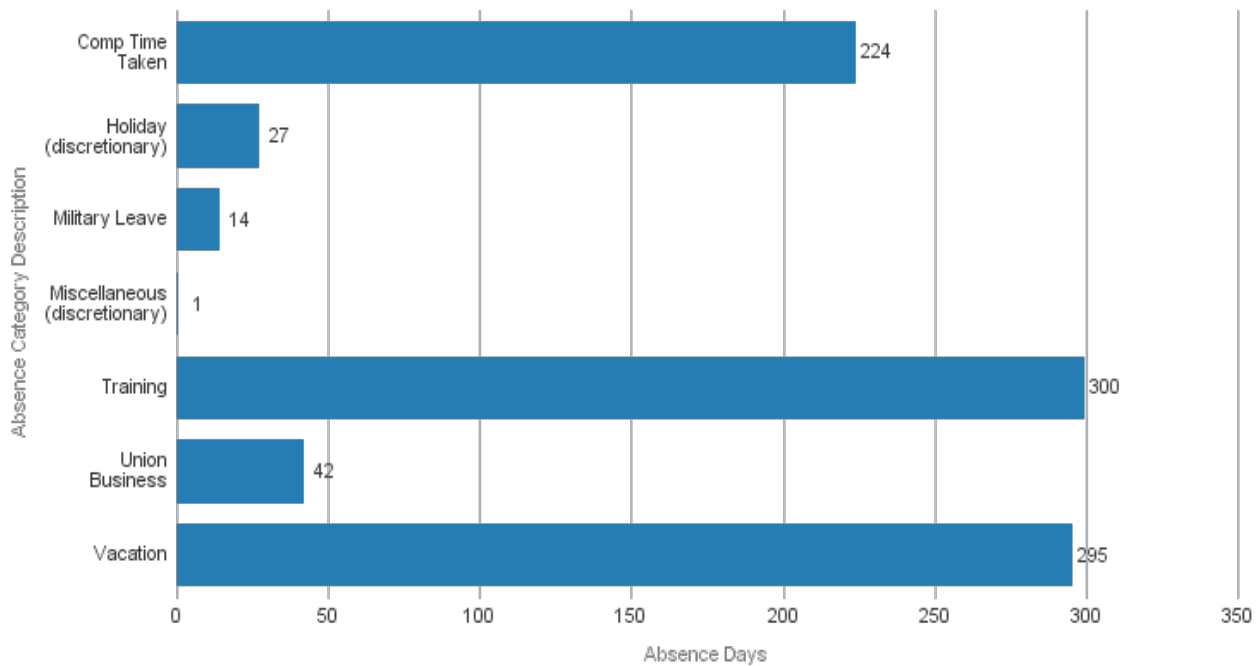


### Scheduled Absence Overview - April 2019



Absence Category Description	Absence Hours	Absence Days	% Total
Comp Time Taken	2,183	212	24%
Holiday (discretionary)	448	41	5%
Leave OfAbsence (discretionary)	5	1	0%
Make Whole	12	1	0%
Military Leave	96	8	1%
Miscellaneous (discretionary)	64	6	1%
Training	2,455	288	33%
Union Business	221	19	2%
Vacation	3,155	308	35%
<b>Grand Total</b>	<b>8,639</b>	<b>884</b>	<b>100%</b>

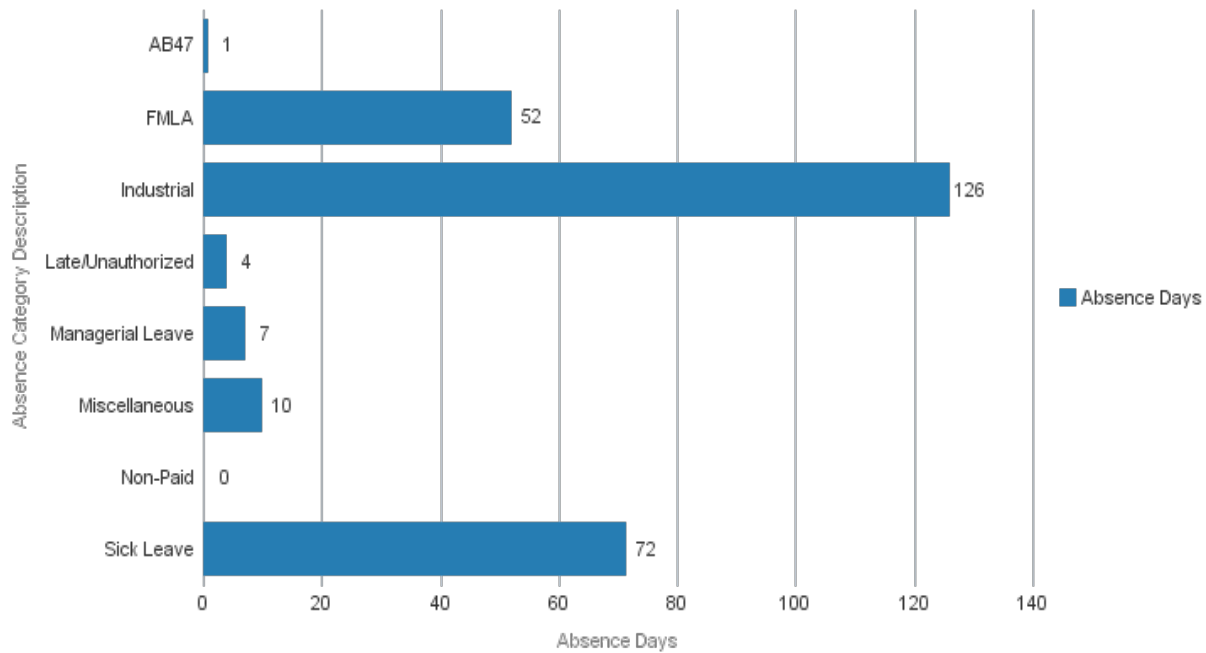
### Scheduled Absence Overview - April 2018



Absence Category Description	Absence Hours	Absence Days	% Total
Comp Time Taken	2,307	224	25%
Holiday (discretionary)	264	27	3%
Military Leave	168	14	2%
Miscellaneous (discretionary)	8	1	0%
Training	2,756	300	33%
Union Business	448	42	5%
Vacation	2,933	295	33%
<b>Grand Total</b>	<b>8,883</b>	<b>902</b>	<b>100%</b>

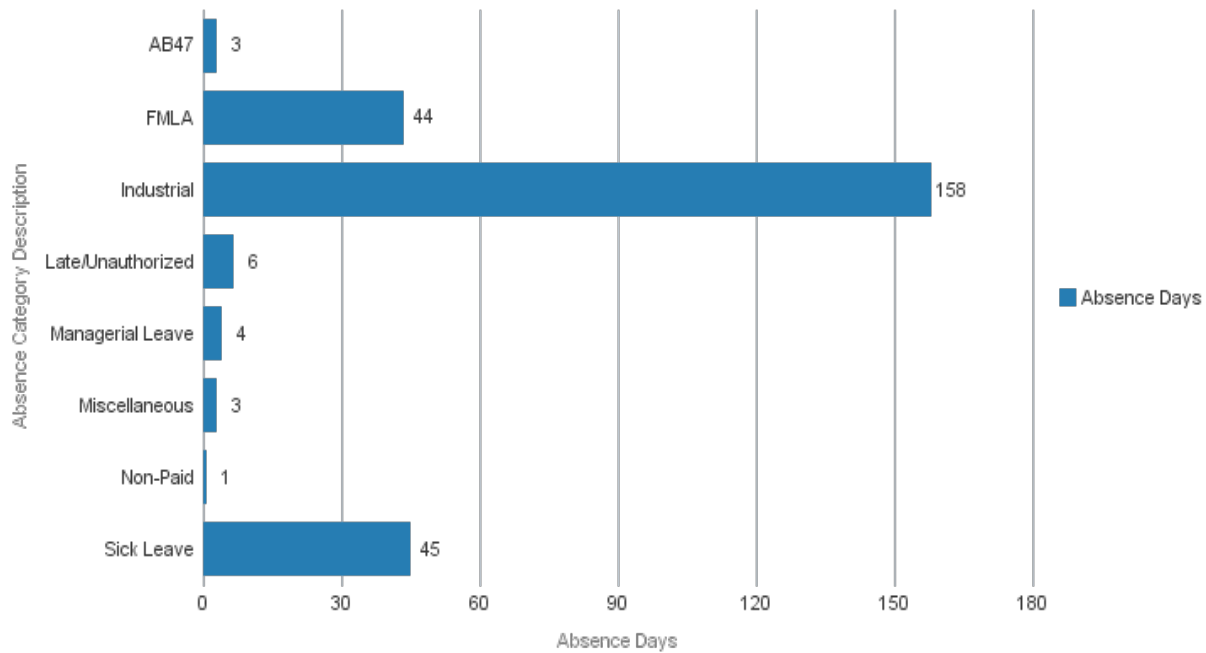


### Unscheduled Absence Overview - April 2019



Absence Category Description	Absence Hours	Absence Days	% Total
AB47	8	1	0%
FMLA	523	52	19%
Industrial	1,301	126	46%
Late/Unauthorized	44	4	1%
Managerial Leave	66	7	3%
Miscellaneous	100	10	4%
Non-Paid	2	0	0%
Sick Leave	710	72	26%
<b>Grand Total</b>	<b>2,755</b>	<b>272</b>	<b>100%</b>

### Unscheduled Absence Overview - April 2018



Absence Category Description	Absence Hours	Absence Days	% Total
AB47	27	3	1%
FMLA	464	44	17%
Industrial	1,671	158	60%
Late/Unauthorized	67	6	2%
Managerial Leave	40	4	2%
Miscellaneous	32	3	1%
Non-Paid	7	1	0%
Sick Leave	460	45	17%
<b>Grand Total</b>	<b>2,768</b>	<b>263</b>	<b>100%</b>

# BART PD OVERTIME MONTHLY REPORT

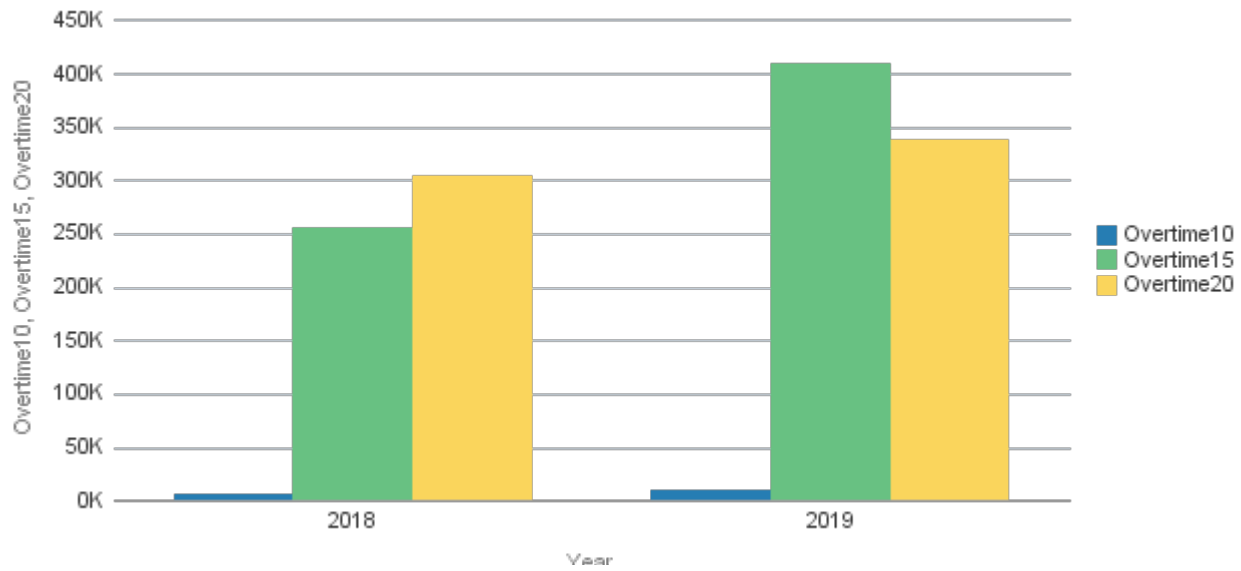
## April 2019

Activity Name	Activity ID	2018			2019		
		Overtime10	Overtime15	Overtime20	Overtime10	Overtime15	Overtime20
Adv Officer Training	ADVOF	1	19,041	19,413	0	4,448	4,320
BART Labor	BLABR	0	5,332	1,955	0	1,056	1,604
BF OT Admin Leave BPD	BFALV	0	449	1,204	0	0	0
BF OT Discr Day BPD	BFDSC	0	723	1,808	0	785	1,047
BF OT Industrial Leave BPD	BFILV	1,231	10,270	35,590	0	912	0
BF OT Minimum Rest	BFRST	0	362	1,041	0	619	1,117
BF OT Patrol TRN	BFTRN	0	2,981	0	0	0	0
BF OT Recovery Day	BFRCV	0	13,460	20,676	599	2,379	18,264
BF OT Training BPD	BFTRN	0	2,981	0	0	0	0
BF OT Vacancy BPD	BFVCN	623	20,906	18,509	2,055	30,718	41,149
BF OT Vacation BPD	BFVAC	1,056	24,397	46,419	946	50,805	88,760
BF Sick/FMLA/Brvment	BFSLV	481	12,400	27,485	329	12,226	18,728
Boardroom Security	BRDRM	0	0	2,709	0	0	382
Civil Unrest	PRTST	0	0	301	0	0	0
Coliseum Events	CEOPS	0	9,473	7,287	159	14,937	14,703
Court Appearance	COURT	0	330	0	0	2,611	617
Def Tac Instructor TRN	DEFTR	0	0	0	0	0	1,029
Detectives Unit OT	INVST	0	1,922	2,404	0	1,917	883
E-BART SECURITY	EBSEC	0	4,876	5,557			
EMS/OWS Pltfrm Detail	PLTFM	16	6,513	11,366	0	5,985	2,492
Evidence Collection	EVIDN	0	1,646	0	0	0	0
Explorer Advisors	EXPLR	224	2,111	0	0	216	0
Final Design	FDSGN	0	1,598	8,206	0	93	5,843
Held Over/Late Case	HLDOV	0	12,477	1,036	0	14,553	769
IA Unit Overtime	IAUNT	0	1,904	0	312	1,715	1,498
Jnt Terrorism Tskfrce	JTTFO	0	778	1,764	0	0	0
K-9 Team Training	K9TTR	0	1,878	611	0	0	0
Labor Negotiations	LBRNG	0	481	489	0	0	0

MET BLD EVENT	METCS	0	0	0	0	290	0
MTC SECURITY	MTCSC	0	925	215	0	0	0
Meeting Attendance	MTNGS	0	1,193	1,819	0	1,296	3,008
Mgr of Sec Programs	SECPR	0	2,398	0	0	0	0
Movie / Film Support	MOVIE	0	0	536	0	0	0
Operating	OPER	0	0	0	3,405	178,692	48,081
	OPRTN	1,365	13,503	18,695	754	21,157	10,557
	T5106	0	0	0	0	679	499
P&T Unit Overtime	PTUNT	819	19,909	10,760	424	19,790	20,000
Police Admin OT	PADMN	0	5,144	1,432	0	4,858	320
Ptrl Special Enforcement	SPECL	0	24,583	18,246	0	22,281	36,042
Range Staff Training	RANGE	0	1,844	2,775	0	0	901
SF STA CLN SEC	DSFCS	187	5,001	11,414	0	6,200	9,924
SWAT Team Expenses	SWATT	0	0	2,106	0	1,035	0
SWAT Team Training	SWATT	0	0	2,106	0	1,035	0
Special Events	SPEVN	0	0	1,295	0	0	0
Training	TRNNG	0	1,631	1,306	0	0	0
Training Other	TRNOT	3	8,593	3,023	0	1,650	3,833
Trma Resp Team TRN	TRTR	0	0	714	0	218	0
Union Business	UNBUS	0	5,713	11,141	103	2,393	1,272
Walnut Creek Transit Village	C154A	0	5,349	0	0	0	0
<b>Grand Total</b>		<b>6,007</b>	<b>255,074</b>	<b>303,409</b>	<b>9,087</b>	<b>407,548</b>	<b>337,644</b>

Rows 1 - 50 (All Rows)

**April****564,489****754,279**

**Overtime10, Overtime15, Overtime20**

## Communications Center - 2019

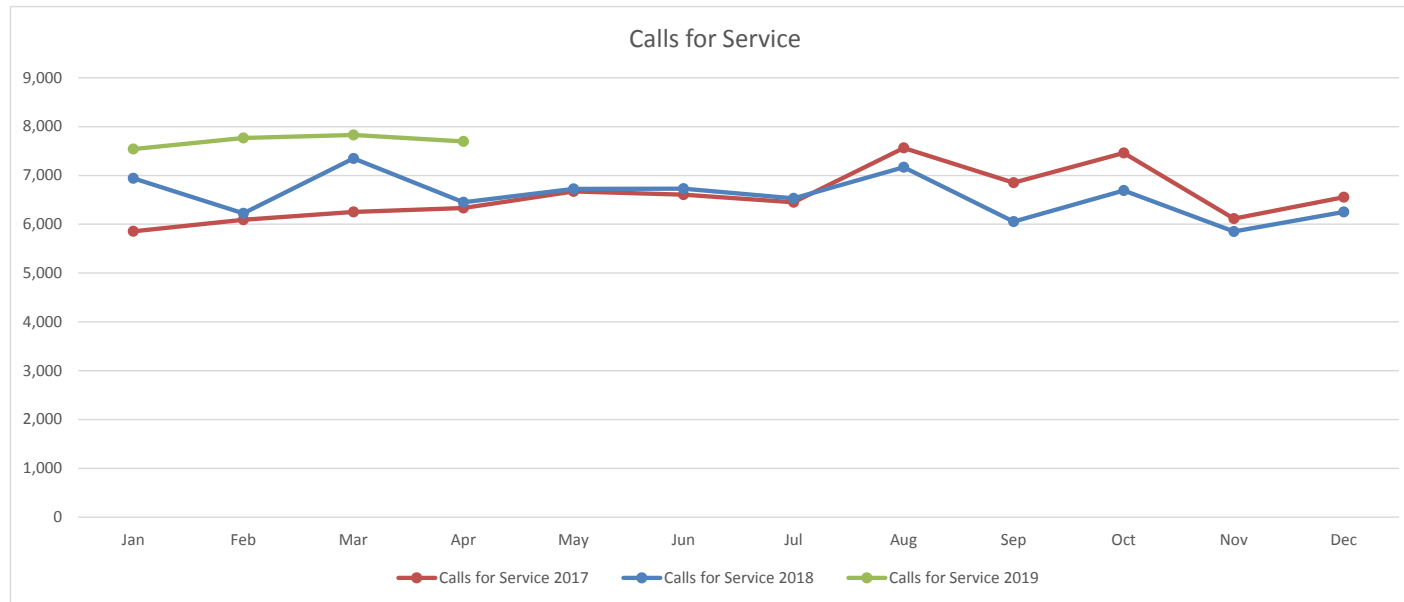
	Jan	Feb	Mar	Apr	May	Jun	Jul	Aug	Sep	Oct	Nov	Dec	YTD
Calls for Service	7,540	7,765	7,829	7,698									30,832
YTD 2019	7,540	15,305	23,134	30,832									
Priority 1 Calls	203	181	202	204									790
YTD 2019	203	384	586	790									
Medical Emergencies	361	310	370	321									1,362
YTD 2019	361	671	1,041	1,362									

## Communications Center - 2018

	Jan	Feb	Mar	Apr	May	Jun	Jul	Aug	Sep	Oct	Nov	Dec	YTD
Calls for Service	6,941	6,222	7,349	6,452	6,724	6,729	6,529	7,168	6,055	6,690	5,852	6,252	78,963
YTD 2018	6,941	13,163	20,512	26,964	33,688	40,417	46,946	54,114	60,169	66,859	72,711	78,963	
Priority 1 Calls	192	180	183	214	214	216	223	202	190	209	200	199	2,422
YTD 2018	192	372	555	769	983	1,199	1,422	1,624	1,814	2,023	2,223	2,422	
Medical Emergencies	414	310	344	373	386	375	341	405	342	361	321	362	4,334
YTD 2018	414	724	1,068	1,441	1,827	2,202	2,543	2,948	3,290	3,651	3,972	4,334	

## Communications Center - 2017

	Jan	Feb	Mar	Apr	May	Jun	Jul	Aug	Sep	Oct	Nov	Dec	YTD
Calls for Service	5,855	6,093	6,250	6,331	6,670	6,605	6,448	7,562	6,850	7,460	6,117	6,553	78,794
YTD 2017	5,855	11,948	18,198	24,529	31,199	37,804	44,252	51,814	58,664	66,124	72,241	78,794	
Priority 1 Calls	214	192	194	182	209	234	210	185	174	204	154	176	2,328
YTD 2017	214	406	600	782	991	1,225	1,435	1,620	1,794	1,998	2,152	2,328	
Medical Emergencies	425	327	357	344	367	385	376	344	356	387	387	463	4,518
YTD 2017	425	752	1,109	1,453	1,820	2,205	2,581	2,925	3,281	3,668	4,055	4,518	



# BART Watch - 2019

	Jan	Feb	Mar	Apr	May	Jun	Jul	Aug	Sep	Oct	Nov	Dec	YTD
Crime in Progress	160	124	129	119									532
Disruptive Behavior	1760	1539	1703	1419									6,421
Drug Use	676	636	616	505									2,433
Human Trafficking	15	5	12	5									37
Illegally Parked Vehicle	27	25	19	32									103
Panhandling	203	178	119	124									624
Report a Crime Tip	31	47	47	35									160
Robbery/Theft	91	38	50	53									232
Sexual Assault/Lewd Behavior	79	44	48	62									233
Suspicious Activity	248	204	186	212									850
Unattended Bag or Package	48	72	73	55									248
Unsecure Door	5	11	12	17									45
Vandalism	116	109	107	78									410
Welfare Check	299	385	403	425									1,512
<b>Total</b>	<b>3758</b>	<b>3417</b>	<b>3524</b>	<b>3141</b>									<b>13,840</b>

Total Downloads: 73,347

Total Reports Made

Anonymous: 40.06%  
 Non-Anonymous: 59.94%



## Statistics

Statistics	Six Week Average	05/20-05/26	05/13-05/19	05/06-05/12	04/29-05/05	04/22-04/28	04/15-04/21
Alerts Sent	0.00	0	0	0	0	0	0
Description	<i>The total number of alerts sent.</i>						
Incoming Reports	453.50	482	482	464	426	403	464
Description	<i>The number of reports sent from users.</i>						
Replies to Reports	627.67	560	688	651	619	572	676
Description	<i>The number of replies sent to users from ELERTS EPICenter console.</i>						

Report Type	# of Reports (all time)	
Disruptive Behavior (A)	26374	42.14%
[none selected]	7138	11.40%
Suspicious Activity (A)	5113	8.17%
Panhandling (A)	5103	8.15%
Crime in Progress (A)	3476	5.55%
Other (D)	3082	4.92%
Vandalism (A)	2069	3.31%
Panhandling or Disruptive Behavior (D)	1967	3.14%
Drug Use (A)	1514	2.42%
Unattended Bag or Package (A)	1479	2.36%
Report a Crime Tip (A)	1164	1.86%
Welfare Check (A)	1010	1.61%
Sexual Assault / Lewd Behavior (A)	981	1.57%
Illegally Parked Vehicle (A)	963	1.54%
Robbery / Theft (A)	711	1.14%
Unsecure Door (A)	365	0.58%
Human Trafficking (A)	71	0.11%
Text-a-Tip (A)	13	0.02%
Total	62593	100 %

(A) Active | Disabled (D)

Identification	Total
Anonymous	40.08 %
Description	<i>Reports sent anonymously.</i>
Non-Anonymous	59.92 %
Description	<i>Reports sent non-anonymously.</i>

App Statistics (including tests)	
Total Messages (iOS)	86913
Description	<i>Reports and replies via iOS devices.</i>
Total Messages (Android)	38749
Description	<i>Reports and replies via Android devices.</i>
Total Messages (SMS)	13
Description	<i>Reports and replies via SMS.</i>

TEST-THIS IS ONLY A TEST	# of Reports (all time)
TEST Report Total	8061

Top SMS Users	
Phone Number	Number of Reports
7817383461	6
7029071486	1
4849860547	1
5103685574	1
6312137467	1
5109789702	1
5108215151	1
9178090953	1



Office of the  
**INDEPENDENT  
POLICE AUDITOR**

BAY AREA RAPID TRANSIT DISTRICT

# MONTHLY REPORT

May 2019

---

Issue date: June 10, 2019

This report is filed pursuant to the BART Citizen Oversight Model, Chapter 1-05 (B), which requires the Office of the Independent Police Auditor (OIPA) to submit reports to the BART Police Citizen Review Board (BPCRB). This report provides information for the period **May 1, 2019 through May 31, 2019.**<sup>1</sup>

**The Quantitative Report includes all complaints received and administrative investigations initiated by both OIPA and the BART Police Department (BPD) Internal Affairs Bureau.**

## QUANTITATIVE REPORT

	Cases Filed <sup>2</sup>	Open Cases <sup>3</sup>	OIPA Investigations Concluded <sup>4</sup>	Cases Appealed to OIPA <sup>5</sup>	Cases Appealed by BPCRB <sup>6</sup>
May 2018	6	51	1	0	0
June 2018	10	56	0	0	0
July 2018	8	54	0	0	0
August 2018	14	64	1	0	0
September 2018	9	69	1	0	0
October 2018	10	69	1	0	0
November 2018	13	69	1	0	0
December 2018	5	62	0	0	0
January 2019	15	64	1	0	0
February 2019	12	60	1	0	0
March 2019	14	57	1	0	0
April 2019	14	57	0	0	0
May 2019	10	56	2	0	0

## TYPES OF CASES FILED

Citizen Complaints (Formal)	8
Informal Complaints <sup>7</sup>	0
Administrative Investigations	2
Inquiries <sup>8</sup>	0
<b>TOTAL</b>	<b>10</b>

## CITIZEN COMPLAINTS RECEIVED PER DEPARTMENT<sup>9</sup>

OIPA	2
BART Police Department	6
<b>TOTAL</b>	<b>8</b>

## COMPLAINTS/INVESTIGATIONS INITIATED DURING REPORTING PERIOD

During May 2019, **1 Citizen Complaint** was received by OIPA:

Complaint # (IA Case #)	Nature of Complaint	Action Taken	Days Elapsed Since Complaint Filed
1 (OIPA #19-19) (IA2019-060)	Officers #1-2: <ul style="list-style-type: none"> <li>• Force</li> <li>• Arrest or Detention</li> <li>• Policy/Procedure (AXON Camera)</li> <li>• Conduct Unbecoming an Officer</li> </ul>	OIPA initiated an investigation.	35

During May 2019, **6 Citizen Complaints (Formal)** were received by BPD:

Complaint # (IA Case #)	Nature of Complaint	Action Taken	Days Elapsed Since Complaint Filed
1 (IA2019-058)	Employees #1-2: <ul style="list-style-type: none"> <li>• Performance of Duty</li> <li>• Conduct Unbecoming an Officer</li> </ul>	BPD initiated an investigation.	38
2 (IA2019-061)	Officer #1: <ul style="list-style-type: none"> <li>• Force</li> <li>• Arrest or Detention</li> </ul>	BPD initiated an investigation.	30
3 (IA2019-062)	Officer #1: <ul style="list-style-type: none"> <li>• Force</li> <li>• Arrest or Detention</li> </ul>	BPD initiated an investigation.	25
4 (IA2019-064)	Officer #1: <ul style="list-style-type: none"> <li>• Performance of Duty</li> </ul>	BPD initiated an investigation.	19
5 (IA2019-065)	Employee #1: <ul style="list-style-type: none"> <li>• Bias-Based Policing</li> </ul>	BPD initiated an investigation.	18
6 (IA2019-066)	Officer #1: <ul style="list-style-type: none"> <li>• Conduct Unbecoming an Officer</li> </ul>	BPD initiated an investigation.	33

During May 2019, **2 Administrative Investigations** were initiated by BPD:

Investigation # (IA Case #)	Nature of Investigation	Action Taken	Days Elapsed Since Investigation Initiated
1 (IA2019-063)	Officer #1: <ul style="list-style-type: none"> <li>• Force</li> <li>• Conduct Unbecoming an Officer</li> </ul>	BPD initiated an investigation.	25
2 (IA2019-067)	Officer #1: <ul style="list-style-type: none"> <li>• Force</li> <li>• Conduct Unbecoming an Officer</li> </ul>	BPD initiated an investigation.	25

## COMPLAINTS/INVESTIGATIONS INITIATED DURING A PRIOR REPORTING PERIOD

During April 2019, **1 Citizen Complaint** was received by OIPA but not previously reported:

Complaint # (IA Case #)	Nature of Complaint	Action Taken	Days Elapsed Since Complaint Filed
1 (OIPA #19-19) (IA2019-059)	Unknown Officer #1: • Performance of Duty	OIPA notified BPD, which initiated an investigation.	60

## COMPLAINTS/INVESTIGATIONS CONCLUDED DURING REPORTING PERIOD

During May 2019, **2 Citizen Complaints (Formal)** were concluded by OIPA:

Complaint # (IA Case #)	Nature of Complaint <sup>10</sup>	Disposition	Days Elapsed Since Complaint Filed	Days Taken to Complete Investigation
1 (OIPA #18-16) (IA2018-032)*	Officer did not properly investigate a reported crime, treated complainant like a suspect, and did so on the basis of complainant's race and/or religion	Officer #1: • Bias-Based Policing – Not Sustained • Performance of Duty – Exonerated • Conduct Unbecoming an Officer – Exonerated	416	406**
2 (OIPA #18-39) (IA2018-085)	One officer improperly detained a subject, one officer inappropriately prevented complainant from assisting detainee, and both officers used excessive force during detention and arrest.	Officer #1: • Conduct Unbecoming an Officer – Exonerated  Officer #2: • Arrest or Detention – Exonerated  Officers #1-2: • Force – Exonerated	255	222

\*This case was deferred to OIPA by BPD and was investigated and completed in May 2019. It remains pending for Internal Affairs prior to presentation of the report to the BART Police Citizen Review Board in closed session at its June 2019 regular meeting.

\*\*The subject officer was on Industrial Injury Leave from BPD from the time the complaint was filed until retirement and was unable to participate in an OIPA interview during the Industrial Injury Leave. The one-year statute of limitations for completing this investigation was tolled for the entire duration of the Leave pursuant to California Government Code §3304 2(E).

During May 2019, **9 Citizen Complaints (Formal)** were concluded by BPD:

Complaint # (IA Case #)	Nature of Complaint	Disposition	Days Elapsed Since Complaint Filed	Days Taken to Complete Investigation
1 (IA2018-049)	Officers were rude and unprofessional, failed to identify themselves, did not properly address reported criminal activity, and did not properly document a law enforcement contact.	Officers #1-3: <ul style="list-style-type: none"> <li>• Conduct Unbecoming an Officer – Unfounded</li> <li>• Performance of Duty – Unfounded</li> <li>• Policy/Procedure (AXON Camera) – Exonerated</li> </ul>	357	332
2 (IA2018-075)	Officers did not properly document a law enforcement contact after telling complainant they would do so.	Officers #1-2: <ul style="list-style-type: none"> <li>• Performance of Duty – Unfounded</li> </ul>	284	273
3 (IA2018-091)	One officer improperly applied ammonia inhalant, one officer improperly searched complainant, and three officers used excessive force during the contact.	Officer #1 <ul style="list-style-type: none"> <li>• Policy/Procedure – Exonerated</li> </ul> Officer #2: <ul style="list-style-type: none"> <li>• Search or Seizure – Exonerated</li> </ul> Officers #1-3: <ul style="list-style-type: none"> <li>• Force – Unfounded</li> </ul>	234	201
4 (IA2018-099)	Officers contacted complainant on the basis of complainant's race and used excessive force during arrest.	Officers #1-2: <ul style="list-style-type: none"> <li>• Bias-Based Policing – Unfounded</li> <li>• Force – Exonerated</li> </ul>	234	223
5 (IA2018-103)	Officer did not protect victim of alleged crime by arresting subject and improperly deducted funds from subject's fare media card. Two officers did not properly document a law enforcement contact.	Officer #1: <ul style="list-style-type: none"> <li>• Performance of Duty – Sustained</li> <li>• Conduct Unbecoming an Officer – Not Sustained</li> </ul> Officers #1-2: <ul style="list-style-type: none"> <li>• Policy/Procedure (AXON Camera) – Sustained</li> </ul>	203	192
6 (IA2018-104)	Officer harassed subject, used unnecessary force during a detention, and did so on the basis of the subject's race.	Unknown Officer #1: <ul style="list-style-type: none"> <li>• Bias-Based Policing – Administratively Closed<sup>11</sup></li> <li>• Force – Administratively Closed</li> <li>• Conduct Unbecoming an Officer – Administratively Closed</li> </ul>	202	191

7 (IA2019-009)	Employee improperly contacted complainant because of complainant's race.	Employee #1: • Bias-Based Policing – Unfounded	138	103
8 (IA2019-020)	Employee improperly contacted complainant because of complainant's race and stood intimidatingly over complainant during contact.	Employee #1: • Bias-Based Policing – Unfounded • Conduct Unbecoming an Officer – Unfounded	110	76
9 (IA2019-048)	Officers improperly instructed complainant to stop video recording a law enforcement contact.	Officers #1-2: • Policy/Procedure (Conduct) – Administratively Closed	65	34

During May 2019, **1 Informal Complaint** was addressed by BPD:

Complaint # (IA Case #)	Nature of Complaint	Disposition	Days Elapsed Since Complaint Filed	Days Taken to Complete Investigation
1 (IA2019-049)	Officer improperly grabbed complainant.	Officer #1: • Conduct Unbecoming an Officer – Supervisory Referral	59	29

## COMPLAINTS/INVESTIGATIONS CONCLUDED DURING PREVIOUS REPORTING PERIODS

During April 2019, **1 Informal Complaint** was addressed by BPD:

Investigation # (IA Case #)	Nature of Allegations	Disposition	Days Elapsed Since Investigation Initiated	Days Taken to Address Allegation
1 (IA2019-051)	Two employees used profanity during a personal conversation which was overheard by complainant and one officer improperly defended the conduct of the two employees.	Employees #1-2: • Conduct Unbecoming – Supervisor Referral  Officer #1: • Conduct Unbecoming an Officer – Supervisor Referral	56	1

## DISCIPLINE ISSUED DURING REPORTING PERIOD

During May 2019, BPD took the following actions in cases where one or more allegations of misconduct were sustained:

Case #	Nature of Sustained Allegation(s)	Classification of Sustained Allegation(s)	Action Taken
1	Officer failed to properly document a law enforcement contact.	Officer #1: • Policy/Procedure (AXON Camera)	Officer #1: • Letter of Discussion
2	Officers failed to properly document a law enforcement contact.	Officers #1-2: • Policy/Procedure (AXON Camera)	Officers #1-2: • Letter of Discussion
3	Officer failed to properly document a law enforcement contact.	Officer #1: • Policy/Procedure (AXON Camera)	Officer #1: • Letter of Discussion
4	Officer failed to properly document a law enforcement contact.	Officer #1: • Policy/Procedure (AXON Camera)	Officer #1: • Letter of Discussion

## ADDITIONAL NOTES

In accordance with the BART Citizen Oversight Model (Model), OIPA investigates certain complaints, conducts complainant-initiated appeals, and also monitors and/or reviews complaint investigations conducted by BPD. Though potentially work-intensive, some complaint investigation reviews are completed informally, with any concerns being addressed through a conference with BPD's Internal Affairs investigators. Noting the various kinds of work that OIPA undertakes with regard to complaints and investigations, the following chart includes some of the pending cases in which OIPA is involved as of the end of this reporting period.

Investigations Being Conducted	8
Complainant-Initiated Appeals	0
BPD-Initiated Appeals	0
Investigations Being Monitored	19
Investigations Reviewed During Current Month	20†

† This number does not include all OIPA reviews, as OIPA commonly looks at a variety of cases in the Internal Affairs database to obtain updates on both pending and completed investigations.

The Model provides that OIPA shall have authority to require follow-up investigation into any citizen complaint or allegation that is handled by BPD. The OIPA Monthly Report will reflect information regarding monitored cases with detail not to exceed that which is allowable under state law. The investigations reviewed by OIPA during the period did not generate any notable recommendations for revisions or additional investigation.<sup>12</sup>

<sup>1</sup> In addition to reporting on complaints received by the BART Police Department, the Citizen Oversight Model requires reporting on all complaints received by the "Citizen Board, Office of the District Secretary, and other District departments." As complaints received by the BART Police Citizen Review Board are customarily directed to OIPA for further action, such complaints are included in the Quantitative Report above; OIPA is also made aware of additional complaints about the BART Police Department by the Office of the District Secretary or other District departments.

<sup>2</sup> This number includes all Citizen Complaints filed against members of the BART Police Department, as well as Administrative Investigations generated internally by BART Police Department members (as opposed to being filed by a citizen). This number also includes previously completed cases that have been re-opened during the current reporting period.



---

<sup>3</sup> This number indicates all investigations that are open as of the end of the reporting period. It includes Citizen Complaints (regardless of whether the investigation is being conducted by OIPA, the BART Police Department, or both) and Administrative Investigations.

<sup>4</sup> This number includes all cases completed by OIPA during the reporting period for which OIPA's findings are required by the BART Citizen Oversight Model to be submitted to the BART Police Citizen Review Board. It therefore includes independent investigations, as well as reviews of completed BART Police Department investigations initiated via appeal from a complainant. Unless otherwise noted, it does not include reviews of BART Police Department investigations initiated at the discretion of OIPA, which happen commonly and do not always generate a formal report; it also does not include reviews conducted by OIPA of complaint investigations where the complaint was filed with OIPA but did not fall under OIPA's investigative jurisdiction.

<sup>5</sup> This number refers to appeals filed with OIPA by complainants who have been issued the findings of the BART Police Department's internal investigation into their complaint regarding on-duty incidents. OIPA has a responsibility to review such appeals pursuant to the BART Citizen Oversight Model, Chapter 1-04 (E).

<sup>6</sup> This number refers to all appeals initiated by the BART Police Citizen Review Board after receiving and reviewing the findings issued by OIPA in a given case. The routes of all such appeals are described in detail in the BART Citizen Oversight Model, Chapter 1-04 (B) (iv-v).

<sup>7</sup> The BART Police Department defines an Informal Complaint as, "A comment on the actions of a Department employee, where the reporting party expressly states that he or she does not feel that the matter should be formally investigated with the understanding that an Informal Complaint does not hold the potential to result in disciplinary action against the employee." (BART Police Department Policy Manual, Policy 1020.1.1(d)).

<sup>8</sup> BPD policy provides that if a person alleges or raises an issue that does not constitute a violation of Department policy, procedure, rules, regulations, or the law, the Department will classify the issue as an inquiry.

<sup>9</sup> It is important to note that OIPA does not separate citizen complaints it receives into "Formal" and "Informal" classifications. This chart reflects all citizen complaints received by OIPA and all Formal Complaints received by the BART Police Department.

<sup>10</sup> The Nature of Complaint section is intended to reflect as accurately as possible the specific allegations of misconduct or policy violations as conveyed by the complainant. The Nature of Complaint is not intended to indicate that the subject officer did, in fact, engage in the alleged conduct.

<sup>11</sup> Administrative Closure is defined as follows in the BPD Policy Manual: Allegations that are received and documented; however the Chief of Police or his/her designee determines, based on a preliminary investigation, that further investigation is not warranted. Under these circumstances, the complaint will be Administratively Closed and documented in a summary memorandum to the case file. Employees will be documented as witnesses only, not as subjects to the complaint. Internal Affairs will send a letter to the complainant notifying them that the case was closed following a preliminary investigation.

<sup>12</sup> OIPA may submit recommendations to IA regarding minor clerical or record-keeping adjustments which are intended to maintain the integrity of the data collection and record-keeping processes at BPD. These are not considered by OIPA to be substantive recommendations requiring reporting herein.